

SO36U/S



FEATURES

10 cooking modes make meals easy

Cobalt blue porcelain interior

Self clean, delayed start, timed cook, Sabbath mode and more

Dual convection oven for faster, more consistent cooking

Rotating control panel disappears when not in use

Temperature probe lets you know when it's done

Heavy-gauge stainless steel

Rigorously tested in our U.S. manufacturing facilities for decades of use

Exceptional 24/7 support from our Customer Care team in Madison

ACCESSORIES

Bake stone kit (stone, rack and peel)

Dehydration kit (racks and door stop)

Full-extension easy glide oven rack

Temperature probe and broiler pan

Set of three standard oven racks

Accessories available through an authorized Sub-Zero dealer.
For local dealer information, visit subzero-wolf.com/locator.

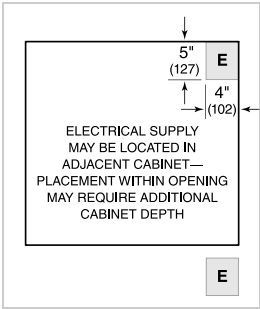




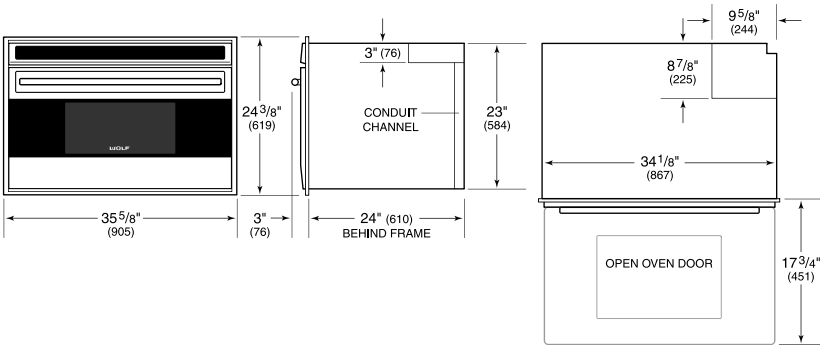
PRODUCT SPECIFICATIONS

Model	SO36U/S
Dimensions	35 5/8"W x 24 3/8"H x 24"D
Oven 1 Interior Dimensions	30"W x 13 1/4"H x 19"D
Overall Capacity	4.4 cu ft
Usable Capacity	2.7 cu ft
Door Clearance	17 3/4"
Weight	288 lb
Electrical Supply	240/208 VAC, 60 Hz
Electrical Service	30 amp circuit
Conduit Length	3 feet

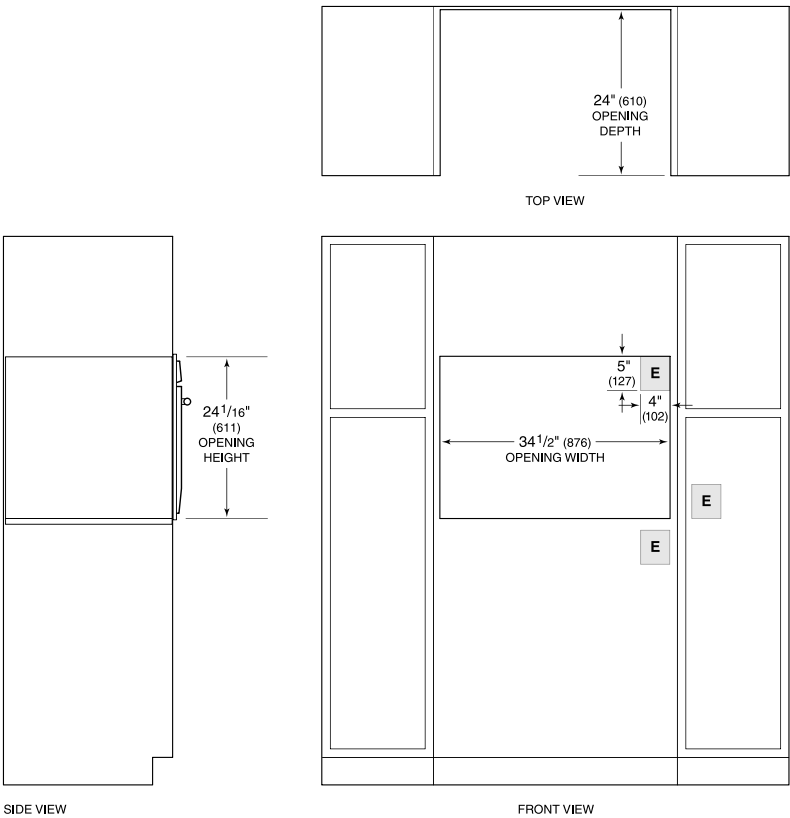
ELECTRICAL



DIMENSIONS



STANDARD INSTALLATION



NOTE: Location of electrical supply within opening may require additional cabinet depth.