



WA5451ANW

4.7 cu. ft. VRT™ Top Load Washer

Features

- 4.7 cu. ft. Capacity* – Samsung's Largest Capacity washer
- VRT™ – Quiet Operation, Perfect for 2nd Floor Installation
- Diamond Drum™ – For Gentler Washing
- PureCycle™ – A Washer that Cleans Itself
- Direct Drive Motor
- 1100 RPM Maximum Spin Speed
- 11 Preset Wash Cycles
- 4 Options
- Active Wear Wash Cycle
- Internal Water Heater

Convenience

- Add A Garment Option
- Child Lock
- End Of Cycle Signal (On / Off)
- Delay Start – Up to 24 Hours
- Automatic Dispensers: Main Wash, Bleach, Fabric Softener

Energy Star Rated:

Rated CEE Tier 3: Most Efficient
MEF=2.4
WF=4.0
200 kWh / year



Ranked **"Highest in Customer Satisfaction with Clothes Washers"** by J.D. Power and Associates.*




11 Cycles



4 Options

Signature Features

Available Colors



Note: All models with Bright Chrome Trim

Diamond Drum™ For gentler washing

Stainless Steel Diamond Drum™ reduces wear and tear on fabrics.

VRT™

Vibration Reduction Technology

Stainless steel ball bearings help offset the effects of unbalanced loads, providing a smooth, quiet performance.

PureCycle™

A washer that cleans itself

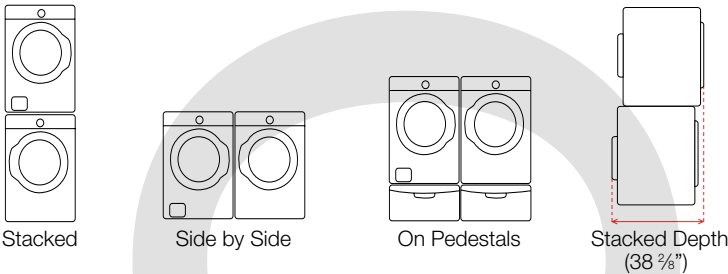
Clean your drum with the touch of a button to ensure a fresh, clean drum without detergent or harsh chemicals.

* Samsung received the highest numerical score for clothes washers (2009-2010) and dryers (2008-2010) in the proprietary J.D. Power and Associates Laundry Appliance Studies™. 2010 study based on 10,344 total responses measuring 17 brands and measures opinions of consumers who purchased their washer or dryer from a retail store or their new-home builder during the previous 24 months. Proprietary study results are based on experiences and perceptions of consumers surveyed in March-April 2010. Your experiences may vary. Visit jdpower.com.

WA5451ANW

4.7 cu. ft. VRT™ Top Load Washer

Installation Options: FPO



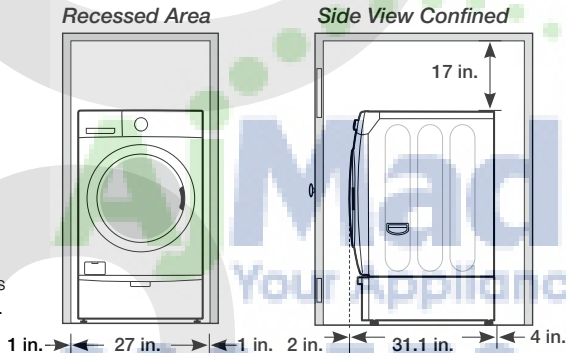
Installing your washer

1. Alcove or closet installation FPO

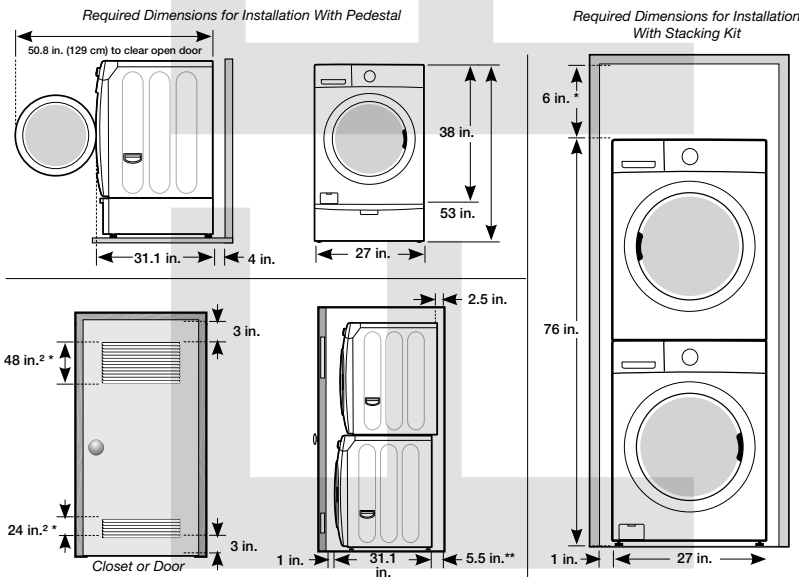
Minimum clearances for closets and alcove:

- Sides - 1 in. (2.5 cm)
- Top - 17 in. (43.2 cm)
- Rear - 4 in. (10.2 cm)
- Closet Front - 2 in. (5.1 cm)

If the washer and dryer are installed together, the closet front must have at least a 72 in² (465cm²) unobstructed air opening. Your washer alone does not require a specific air opening.



2. With optional pedestal base or stacking kit FPO



* Required spacing ** External exhaust elbow requires additional space.

Fabric Care

11 Preset Wash Cycles

Normal, Heavy Duty, Whites, Permanent Press, Towels, Bedding, Active Wear, Delicates / Hand Wash, Wool, Quick Wash, Rinse and Spin

4 Options

PureCycle™, Delay Start-Up to 24 Hours, Extra Rinse, Spin Only

4 Temperature Settings

Hot, Eco Warm, Warm, Cold

4 Spin Speeds

High, Medium, Low, No Spin

3 Soil Levels

Heavy, Normal, Light

2 Signal Sound Levels

On, Off

Warranty

- One (1) Year All Parts and Labor
- Two (2) Years Control Board
- Three (3) Years Stainless Steel Tub
- Ten (10) Years Motor

Product Dimensions + Weight

Dimensions: (WxHxD) 27" x 44 5/8" x 29 5/8"
Weight: 152 lbs / 69 kg

Shipping Dimensions + Weight

Dimensions: (WxHxD) 29 1/2" x 49 3/8" x 31 1/4"
Weight: 167.4 lbs / 76 kg

| Color | Model # | UPC Code |
|------------|-----------|--------------|
| Neat White | WA5451ANW | 036725560222 |

Matching Dryer (Electric/Gas)

| | | |
|------------|-----------|--------------|
| Neat White | DV5451AEW | 036725560291 |
| Neat White | DV5451AGW | 036725560284 |

*4.65 cu. ft. measured as per Department of Energy

Actual color may vary. Design, specifications, and color availability are subject to change without notice. Non-metric weights and measurements are approximate.

©2011 Samsung Electronics America, Inc. 85 Challenger Road Ridgefield Park, NJ 07660. Tel: 800-SAMSUNG www.samsung.com. Samsung is a registered trademark of Samsung Electronics Co. Ltd.