

BI-36F/O



FEATURES

- LED Lighting for brighter interior

- Overlay design accepts cabinetry panels of all kinds

- Magnetic door seal system locks in cold air

- Adjustable shelves for maximum convenience

- Water-filtration system for ice reduces contaminants, chlorine taste and odor

- Rigorously tested in our U.S. manufacturing facilities to ensure at least 20 years of heavy use

- Exceptional 24/7 support from our Customer Care team based in Madison, Wisconsin and just footsteps from our factory

- Microprocessor control assures peak performance

- Automatic ice maker with "max ice" feature

ACCESSORIES

- Stainless Steel Side Panel

- White Side Panel

- Stainless steel kickplate

- Grilles for 83" or 88" finished height (84" is standard)

- Side panel mounting kit

- Dual installation kit with or without dual wide grille—84" finished height

- Replacement water filter

- Flush inset panels in stainless steel with tubular or pro handles

- Full-length standard and extended framed handles


- Framed front panels in white or stainless steel

- Custom front panel mounting kit

- Stainless steel pro handles

- Stainless steel tubular handles

Accessories are available through an authorized Sub-Zero dealer. For local dealer information, visit subzero-wolf.com/locator.



HANDLE ACCESSORIES

PRO



TUBULAR



PRODUCT DETAILS

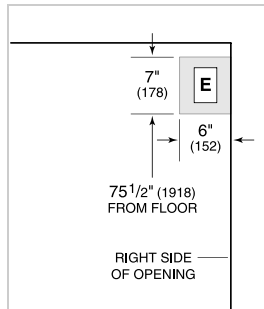
FREEZER

- 3 Adjustable wire shelves
- 1 Stationary glass shelf
- 3 Storage drawers with dividers
- 5 Adjustable door shelves

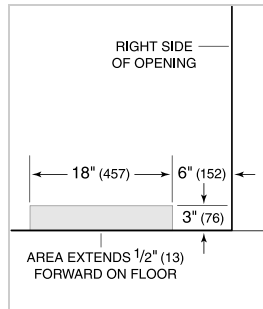
PRODUCT SPECIFICATIONS

Model	BI-36F/O
Dimensions	36"W x 84"H x 24"D
Door Clearance	37 1/4"
Weight	406 lb
Freezer Capacity	22.6 cu ft
Electrical Supply	115 VAC, 60 Hz
Electrical Service	15 amp dedicated circuit
Plumbing Supply	1/4" OD copper, braided stainless steel or PEX tubing
Plumbing Pressure	35-120 psi
Receptacle	3-prong grounding-type

ELECTRICAL



PLUMBING

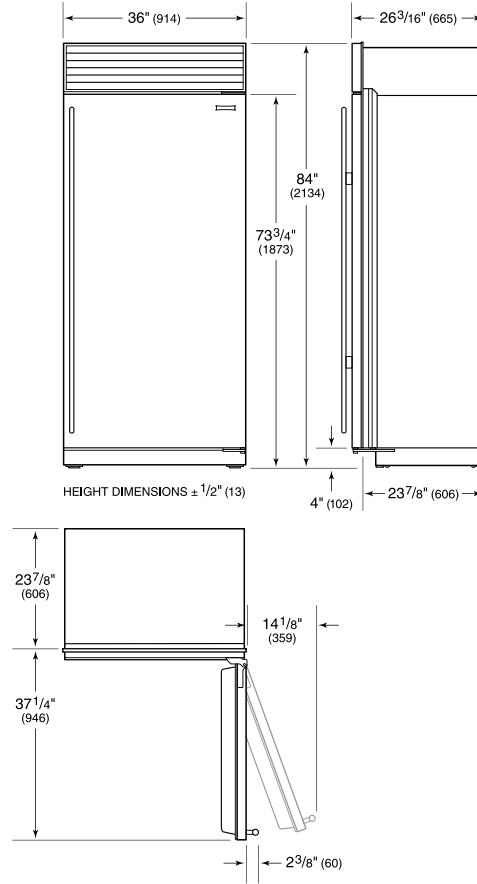


INTERIOR VIEW

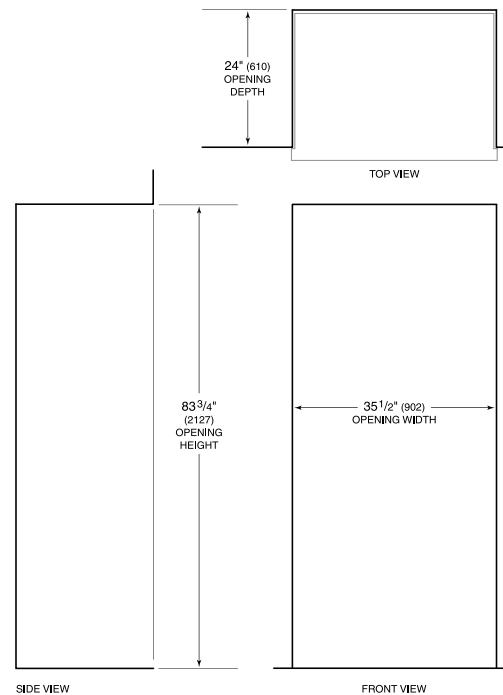


This illustration is intended for interior reference only and may not represent the exterior of the model being specified.

DIMENSIONS



STANDARD INSTALLATION



NOTE: Shaded line represents profile of unit.