

BI-36R/O



FEATURES

- LED Lighting for brighter interior
- Overlay design accepts cabinetry panels of all kinds
- Air purification system fights spoilage, odors
- Crispers and deli drawers in low-temp, high-humidity zones for optimum freshness
- Microprocessor control assures peak performance
- Freshness cards for maximum food preservation
- Rigorously tested in our U.S. manufacturing facilities to ensure at least 20 years of heavy use
- Exceptional 24/7 support from our Customer Care team based in Madison, Wisconsin and just footsteps from our factory
- Magnetic door seal system locks in cold air
- Adjustable shelves for maximum convenience


ACCESSORIES

- Stainless Steel Side Panel
- White Side Panel
- Air Purification Cartridge
- Egg Container
- Stainless steel kickplate
- Grilles for 83" or 88" finished height (84" is standard)
- Side panel mounting kit
- Dual installation kit with or without dual wide grille—84" finished height
- Flush inset panels in stainless steel with tubular or pro handles
- Full-length standard and extended framed handles
- Framed front panels in white or stainless steel
- Custom front panel mounting kit
- Stainless steel pro handles
- Stainless steel tubular handles

Accessories are available through an authorized Sub-Zero dealer. For local dealer information, visit subzero-wolf.com/locator.



HANDLE ACCESSORIES



PRODUCT DETAILS

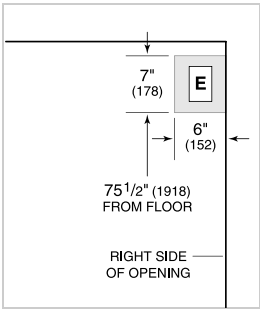
REFRIGERATOR

- 4 Adjustable glass shelves
- 1 Stationary glass shelf
- 1 High-humidity drawer with dividers
- 2 Storage drawers with dividers
- 3 Adjustable door shelves
- 2 Stationary door shelves
- Adjustable dairy compartment

PRODUCT SPECIFICATIONS

Model	BI-36R/O
Dimensions	36"W x 84"H x 24"D
Door Clearance	37 1/4"
Weight	420 lb
Refrigerator Capacity	23.5 cu ft
Electrical Supply	115 VAC, 60 Hz
Electrical Service	15 amp dedicated circuit
Receptacle	3-prong grounding-type

ELECTRICAL

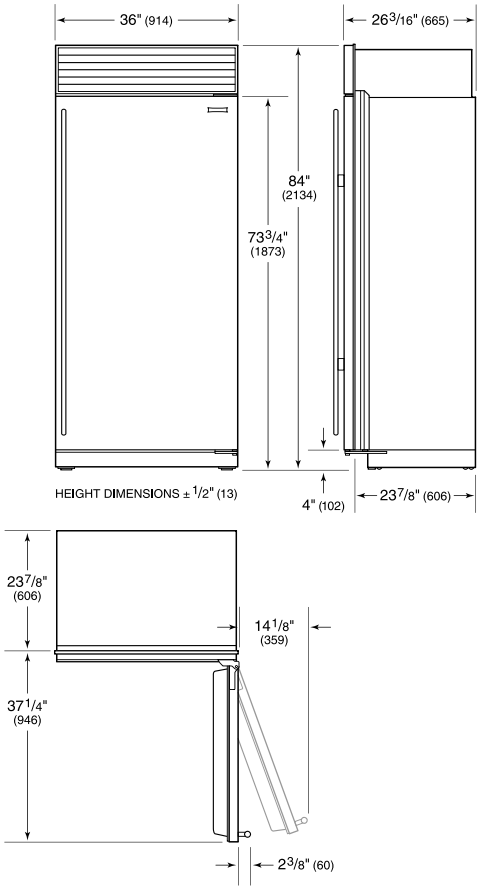


INTERIOR VIEW

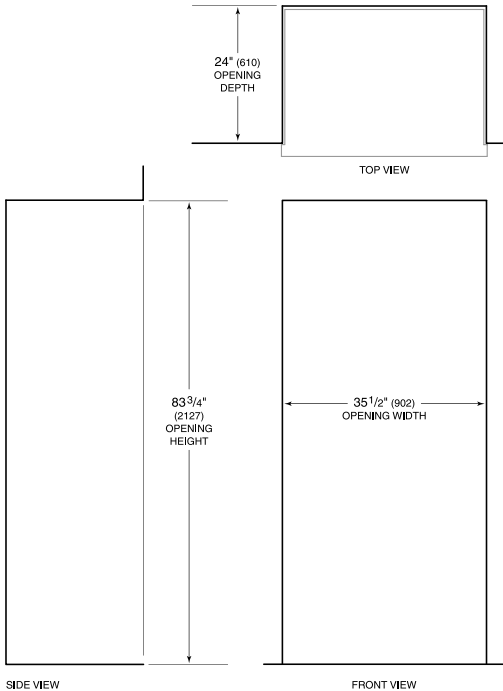


This illustration is intended for interior reference only and may not represent the exterior of the model being specified.

DIMENSIONS



STANDARD INSTALLATION



NOTE: Shaded line represents profile of unit.