

RS36A80JC1

36" ActiveSmart™ Built-in Panel Ready French Door Refrigerator with Ice



DCS built-in refrigerators take smooth integration to a new level with your own custom panel finish. These refrigerators will provide a cool, clean look to your kitchen while helping to keep your food fresher longer with unique ActiveSmart™ technology. With internal ice making and SmartTouch controls these refrigerators are designed to match with our family of kitchen appliances.

Features

Seamless Integration

Benefits

The Built-in series minimizes gaps through heavy-duty inline hinges and adjustable doors enabling minimal gaps to create consistent lines throughout your kitchen. The series fits flush with cabinetry to reduce disruption and deliver design freedom.

Sized to Suit

The spacious 36" French Door refrigerator is designed for family life, with double doors for easy access to uninterrupted refrigerator space.

Fresher Food for Longer

ActiveSmart™ technology helps keep your food fresher for longer by constantly monitoring how you use your fridge and adapting to maintain a controlled environment and optimum temperature.

Easy Cleaning

Removable, spill-safe cantilevered glass shelves are designed to contain drips and spills that can be simply wiped away, while leaving the interior walls completely smooth and easy to clean. The water filter is easily accessible for quick cleaning or replacement. Storage bins just need a wipe to keep spotless.

Flexible Living

These refrigerators adapt to suit your lifestyle by streamlining food preparation and organization with SmartTouch controls, flexible shelving and storage options, and slide out bins and trays. LED lighting in all compartments lights up all the shelves, bins and trays.

Efficient

These ActiveSmart™ refrigerators intelligently adapt to daily use to help save energy, cooling and defrosting only when they need to without compromising on food care.

Specifications

FINISH

Panel Ready (apply your own cabinetry façade)

DIMENSIONS

(excluding door panels)

H79 ²⁷/₃₂" x W35 ²¹/₃₂" x D23 ³/₄"

CABINETY HEIGHT

(with included trim kit)

80"

CAPACITY

Refrigerator

11.7 cu.ft

Freezer

5.1 cu.ft

Total

16.8 cu.ft

PERFORMANCE

ActiveSmart™ technology

●

Frost free freezer

●

Adaptive defrost

●

Humidity control system

●

Sabbath mode

●

Internal ice making

●

ACCESSORIES

Water filter part number

842802

WARRANTY

Parts & labor

2 years

Additional sealed system parts

3 years

SKU

24302

UPC Code

822843243020

For full specifications visit dcsappliances.com

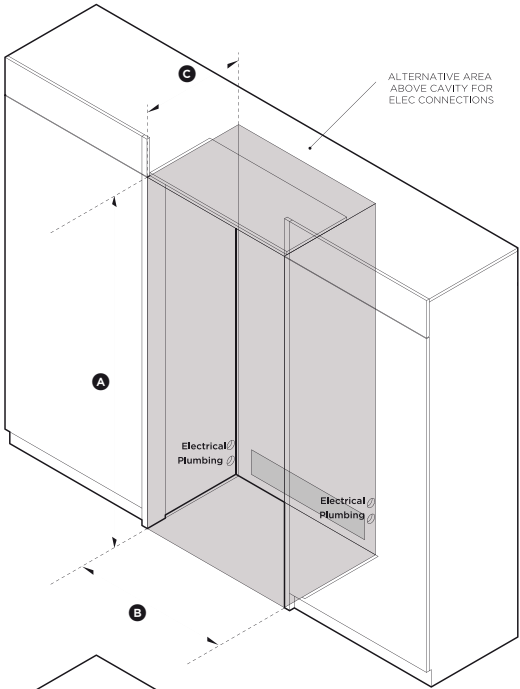
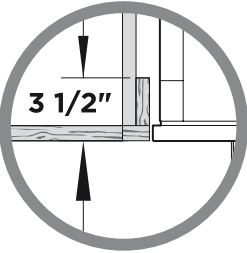
24 Hours 7 Days a Week Customer Support

T 1.888.936.7872 W dcsappliances.com

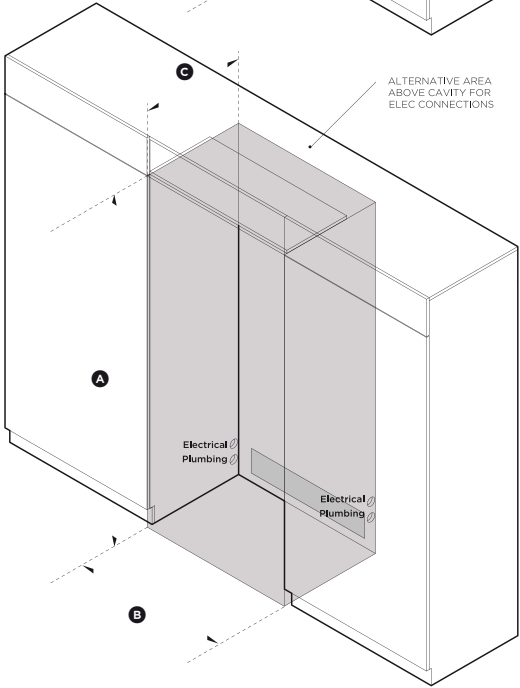
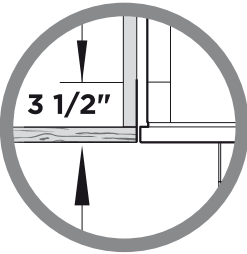


Cavity Preparation

Framed: Finished return, sides and top



Frameless: Finished return, sides and top



ISO VIEW OF CAVITY


36" ActiveSmart™ Built-in Refrigerator

Model no:
RS36A80JC1

Cavity Dimensions		in
Ⓐ Overall height of cavity		80"
Ⓑ Overall width of cavity		36"
Ⓒ Overall depth of cavity		24 3/4"

Specifications	
Electrical	
Supply	115 VAC, 60 Hz
Service	10 amp circuit
Plumbing	
Supply	1/4" (6mm) comp. stainless steel braided hose
Pressure	min 22 psi (150 kPa) max 120 psi (827 kPa) @ 68°F (20°C)

NOTE: Electrical connection can be located an adjacent cabinet to either side of the fridge or above the fridge cavity.

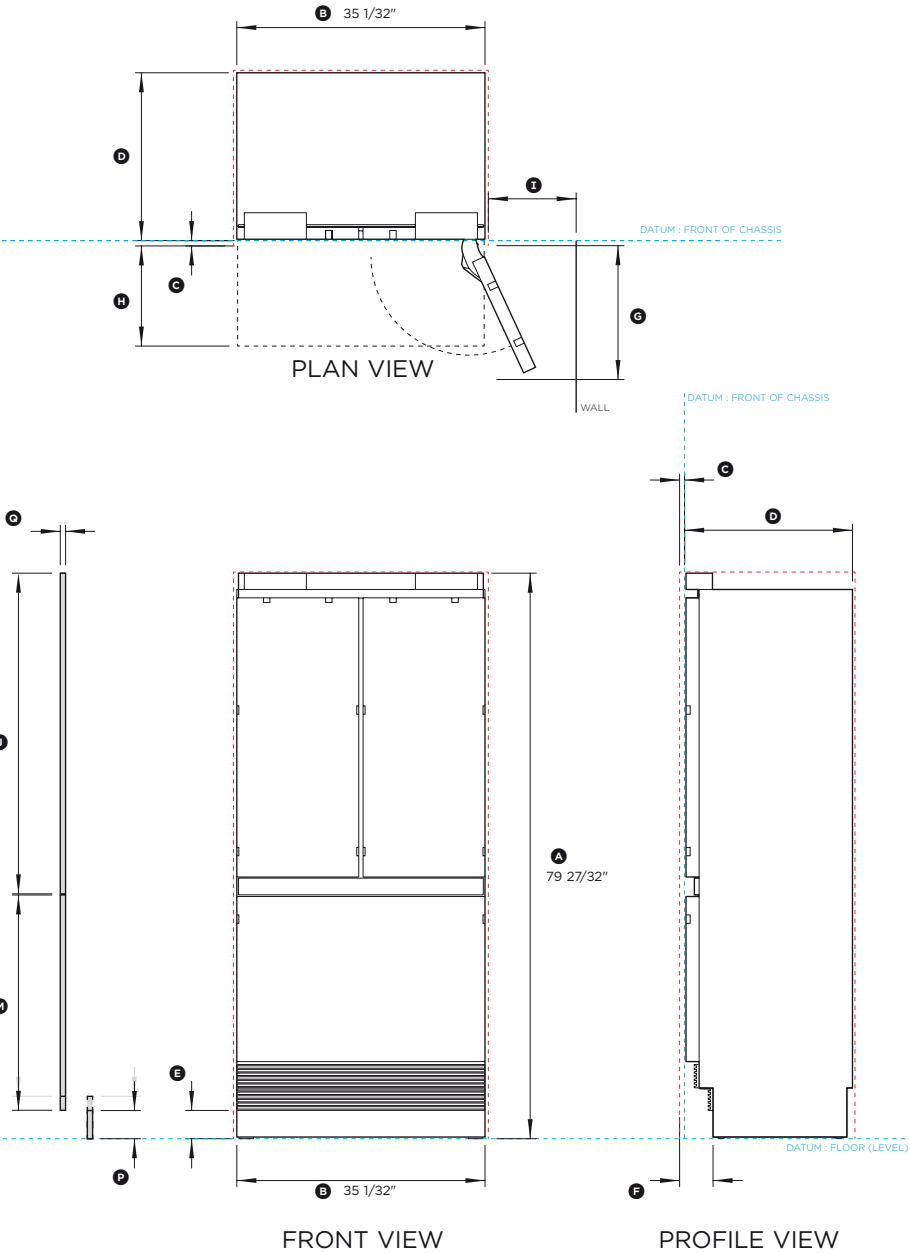


REAR OF CAVITY

IMPORTANT NOTE: The product dimensions and specifications apply at the date of issue. Under our policy of continuous product improvement, these dimensions and specifications may change at any time. Dimensions may vary by ±3/32". Please read the installation manual for detailed information on installing the product or visit dcsappliances.com.



Data Sheet



36" ActiveSmart™ Built-in Refrigerator

Model no:
RS36A80JC1

Product Dimensions	in
Ⓐ Overall height of fridge	79 27/32"
Ⓑ Overall width of fridge	35 1/32"
Ⓒ Depth of fridge front panels (excl. handles)*	3/4"
Ⓓ Overall depth of fridge (excl. front door panels)	23 3/4"
Ⓔ Height from bottom datum to top of toe kick	4"
Ⓕ Depth of toe kick measured from front of door panels*	4 3/4"
Ⓖ Depth of door (widest opening) measured from front of cabinetry	18 29/32"
Ⓗ Depth of drawer (open) measured from front of cabinetry*	14 3/16"
Ⓘ Minimum door clearance** to adjacent wall (115° - full internal access)*	12 13/32"

* Door panels to be manufactured and fitted by cabinetmaker, thickness min 5/8" - max 3/4".

** Measured from front cabinetry edge.

Custom Panel Dimensions	in
Ⓙ Height of top door panel	45 9/32"
Ⓚ Width of top door panel	17 3/4"
Ⓛ Gap between top door panels	5/32"
Ⓜ Height of bottom drawer panel	28 13/32" - 30 13/32"
Ⓝ Width of bottom drawer panel	35 21/32"
Ⓞ Gap between top door panels and bottom drawer panel	5/32"
Ⓟ Height of toe kick panel*	4" - 6"
Ⓠ Depth of custom panels	min 5/8" max 3/4"
Maximum weight of an individual top door panel	22 pounds
Maximum weight of bottom drawer panel	21 pounds

* The bottom grille can be reduced to allow for a higher toe kick. Adjust the height of the bottom drawer panel accordingly.

Minimum Clearances	in
Minimum cabinetry gap clearance from edge of custom panels	5/32"
Overall height of cavity	80"
Overall width of cavity	36"
Overall depth of cavity	24 3/4"

INDICATES PRODUCT DATUM
INDICATES MINIMUM CABINETRY CLEARANCES

IMPORTANT NOTE: The product dimensions and specifications apply at the date of issue. Under our policy of continuous product improvement, these dimensions and specifications may change at any time. Dimensions may vary by $\pm 3/32"$. Please read the installation manual for detailed information on installing the product or visit dcsappliances.com.



RS36A80JC1

36" ActiveSmart™
Built-in Panel Ready
French Door Refrigerator
with Ice



DCS built-in refrigerators take smooth integration to a new level with your own custom panel finish. These refrigerators will provide a cool, clean look to your kitchen while helping to keep your food fresher longer with unique ActiveSmart™ technology. With internal ice making and SmartTouch controls these refrigerators are designed to match with our family of kitchen appliances.

Features

Seamless Integration

Benefits

The Built-in series minimizes gaps through heavy-duty inline hinges and adjustable doors enabling minimal gaps to create consistent lines throughout your kitchen. The series fits flush with cabinetry to reduce disruption and deliver design freedom.

Sized to Suit

The spacious 36" French Door refrigerator is designed for family life, with double doors for easy access to uninterrupted refrigerator space.

Fresher Food for Longer

ActiveSmart™ technology helps keep your food fresher for longer by constantly monitoring how you use your fridge and adapting to maintain a controlled environment and optimum temperature.

Easy Cleaning

Removable, spill-safe cantilevered glass shelves are designed to contain drips and spills that can be simply wiped away, while leaving the interior walls completely smooth and easy to clean. The water filter is easily accessible for quick cleaning or replacement. Storage bins just need a wipe to keep spotless.

Flexible Living

These refrigerators adapt to suit your lifestyle by streamlining food preparation and organization with SmartTouch controls, flexible shelving and storage options, and slide out bins and trays. LED lighting in all compartments lights up all the shelves, bins and trays.

Efficient

These ActiveSmart™ refrigerators intelligently adapt to daily use to help save energy, cooling and defrosting only when they need to without compromising on food care.

Specifications

FINISH

Panel Ready (apply your own cabinetry façade)

DIMENSIONS

(excluding door panels)

H83 27/32" x W35 21/32" x D23 3/4"

CABINETY HEIGHT

(with included trim kit)

84"

CAPACITY

Refrigerator

11.7 cu.ft

Freezer

5.1 cu.ft

Total

16.8 cu.ft

PERFORMANCE

ActiveSmart™ technology

●

Frost free freezer

●

Adaptive defrost

●

Humidity control system

●

Sabbath mode

●

Internal ice making

●

ACCESSORIES

Water filter part number

842802

WARRANTY

Parts & labor

2 years

Additional sealed

3 years

system parts

SKU

24302

UPC Code

822843243020

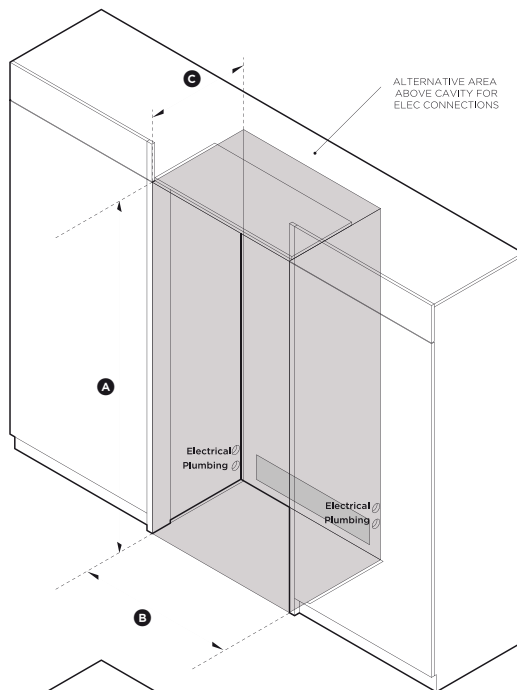
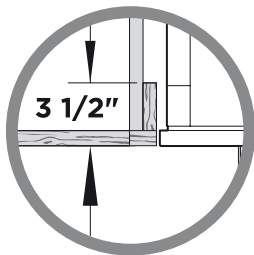
For full specifications visit dcsappliances.com

24 Hours 7 Days a Week Customer Support
T 1.888.936.7872 W dcsappliances.com

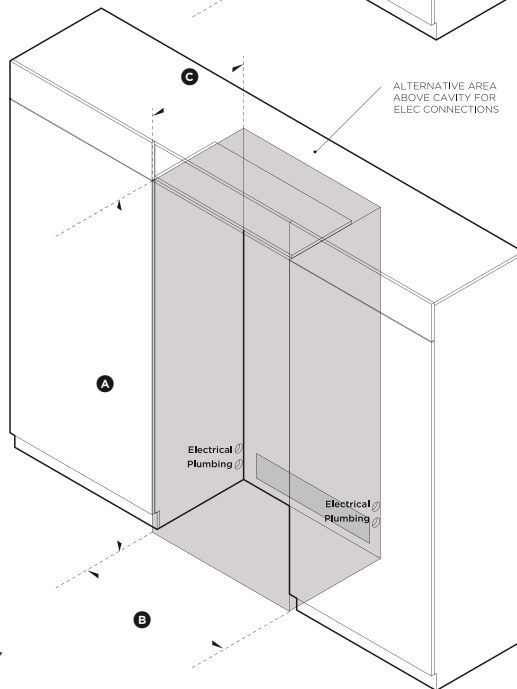
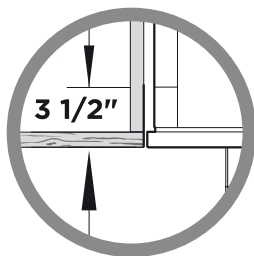


Cavity Preparation

Framed: Finished return, sides and top



Frameless: Finished return, sides and top



ISO VIEW OF CAVITY


36" ActiveSmart™ Built-in Refrigerator

Model no:
RS36A80JC1

Cavity Dimensions		in
Ⓐ Overall height of cavity		84"
Ⓑ Overall width of cavity		36"
Ⓒ Overall depth of cavity		24 3/4"

Specifications	
Electrical	
Supply	115 VAC, 60 Hz
Service	10 amp circuit
Plumbing	
Supply	1/4" (6mm) comp. stainless steel braided hose
Pressure	min 22 psi (150 kPa) max 120 psi (827 kPa) @ 68°F (20°C)

NOTE: Electrical connection can be located an adjacent cabinet to either side of the fridge or above the fridge cavity.

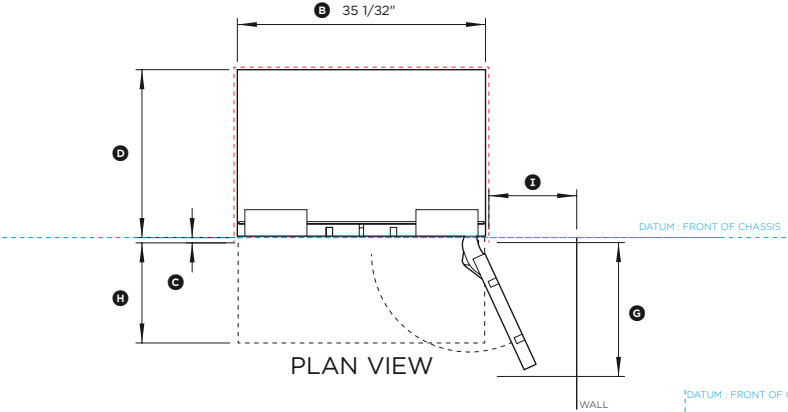


REAR OF CAVITY

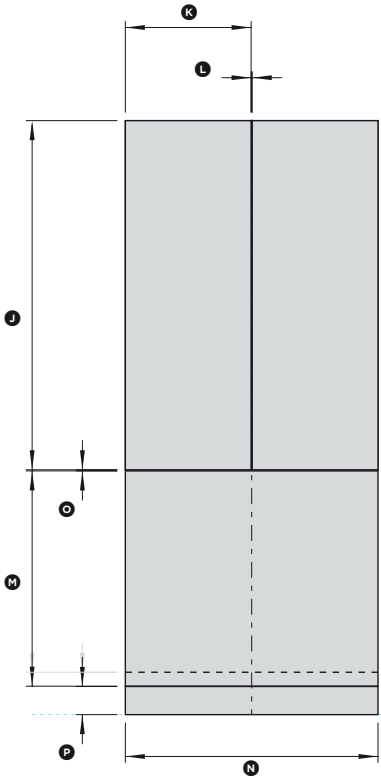
IMPORTANT NOTE: The product dimensions and specifications apply at the date of issue. Under our policy of continuous product improvement, these dimensions and specifications may change at any time. Dimensions may vary by ±3/32". Please read the installation manual for detailed information on installing the product or visit dcsappliances.com.



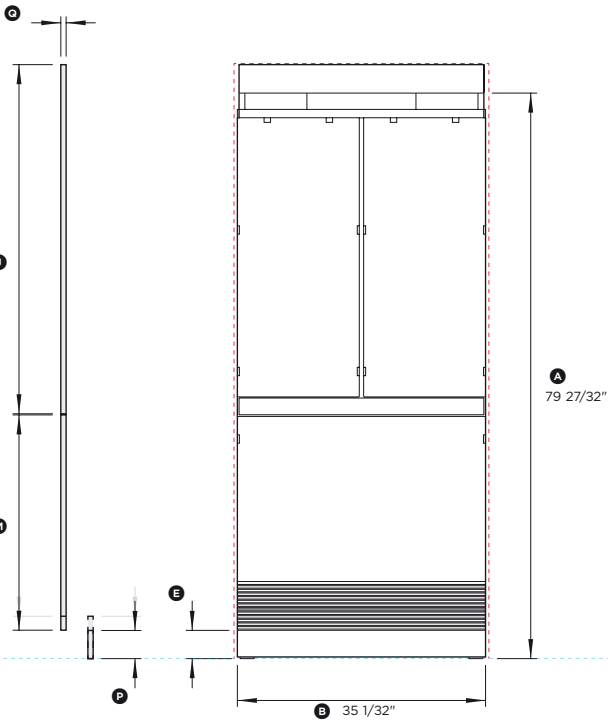
Data Sheet



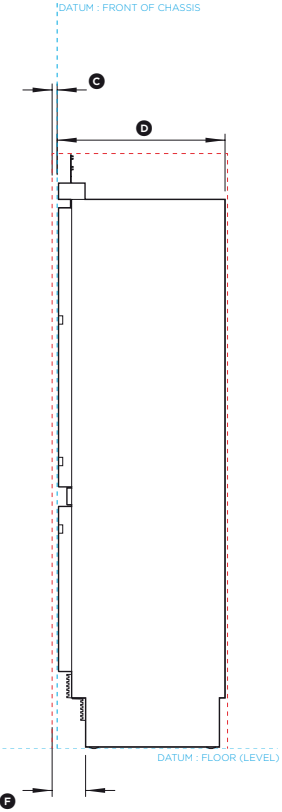
PLAN VIEW



CUSTOM PANELS



FRONT VIEW



PROFILE VIEW

36" ActiveSmart™ Built-in Refrigerator

Model no:
RS36A80JC1

Product Dimensions	in
Ⓐ Height of fridge (excluding top trim)	79 27/32"
Ⓑ Overall width of fridge	35 1/32"
Ⓒ Depth of fridge front panels (excl. handles)*	3/4"
Ⓓ Overall depth of fridge (excl. front door panels)	23 3/4"
Ⓔ Height from bottom datum to top of toekick	4"
Ⓕ Depth of toekick measured from front of door panels*	4 3/4"
Ⓖ Depth of door (widest opening) measured from front of cabinetry	18 29/32"
Ⓗ Depth of drawer (open) measured from front of cabinetry*	14 3/16"
ⓐ Minimum door clearance** to adjacent wall (115° - full internal access)*	12 13/32"

* Door panels to be manufactured and fitted by cabinetmaker, thickness min 5/8" - max 3/4".

** Measured from front cabinetry edge.

Custom Panel Dimensions	in
Ⓛ Height of top door panel	49 9/32"
Ⓜ Width of top door panel	17 3/4"
Ⓨ Gap between top door panels	5/32"
Ⓢ Height of bottom drawer panel	28 13/32" - 30 13/32"
Ⓡ Width of bottom drawer panel	35 21/32"
Ⓣ Gap between top door panels and bottom drawer panel	5/32"
Ⓟ Height of toekick panel*	4" - 6"
Ⓞ Depth of custom panels	min 5/8" max 3/4"
Maximum weight of an individual top door panel	22 pounds
Maximum weight of bottom drawer panel	21 pounds

* The bottom grille can be reduced to allow for a higher toekick. Adjust the height of the bottom drawer panel accordingly.

Minimum Clearances	in
Minimum cabinetry gap clearance from edge of custom panels	5/32"
Overall height of cavity	84"
Overall width of cavity	36"
Overall depth of cavity	24 3/4"

INDICATES PRODUCT DATUM
INDICATES MINIMUM CABINETRY CLEARANCES

IMPORTANT NOTE: The product dimensions and specifications apply at the date of issue. Under our policy of continuous product improvement, these dimensions and specifications may change at any time. Dimensions may vary by $\pm 3/32"$. Please read the installation manual for detailed information on installing the product or visit dcsappliances.com.

