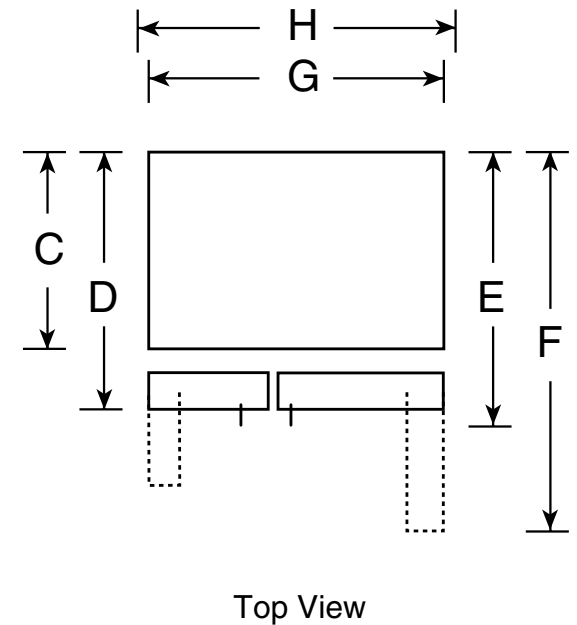
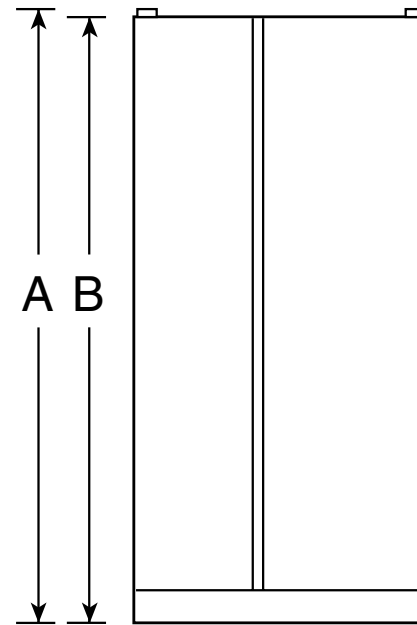


PSCS5RGX

GE Profile™ Counter-Depth 24.6 Cu. Ft. Side-By-Side Refrigerator

Dimensions and Installation Information (in inches)

Overall Dimensions	Height to top of hinge (in.) A	72-1/8
	Height to top of case (in.) B	71-5/8
	Case depth without door (in.) C†	23-7/8
	Case depth less door handle (in.) D†	27-1/8
	Case depth with door handle (in.) E†	29-5/8
	Depth with fresh food door open 90° (in.) F†	46
	Width (in.) G	35-3/4
Air Clearances	Width with door open 90° inc. door handle (in.) H	41-3/8
	Each side (in.)	1/8
	Top (in.)	1
	Back (in.)	1/2



†Water hook-up fits in back air clearance when calculating installation depth.

If installed against a wall, allow clearance of 13-15/16" on freezer side to remove bin.

Clearance required to remove fresh food full-size pan without disassembling is 18-5/8".

Allow additional space for any necessary leveling adjustments.

For answers to your Monogram,® GE Profile™ or GE® appliance questions, visit our website at ge.com or call GE Answer Center® service, 800.626.2000.



As an ENERGY STAR® partner, GE has determined that this product meets the ENERGY STAR guidelines for energy efficiency.

PSCS5RGX

GE Profile™ Counter-Depth 24.6 Cu. Ft. Side-By-Side Refrigerator

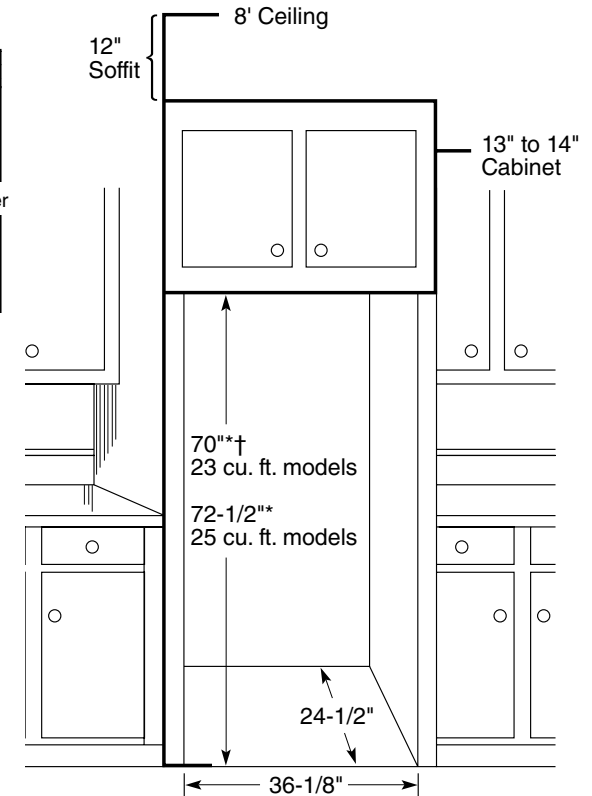
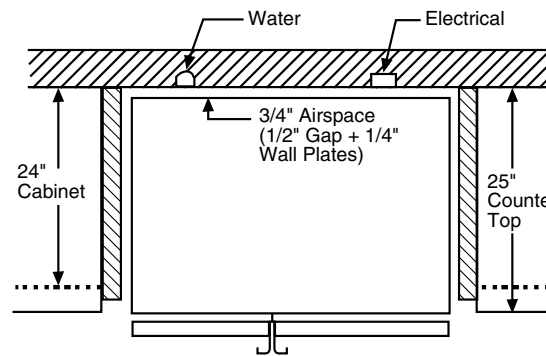
Rough-In Dimensions and Installation Information (in inches)

Installation Tips to Maximize the Built-In Look

- All wall/floor molding should be removed prior to installation.
- Water recess on rear wall recommended to prevent water line damage. 48" minimum length, 1/4" diameter water line tubing recommended.
- When possible, recess both copper water line and electrical outlet. (See local codes)
- Front and rear leveling legs are adjustable for the built-in look. (See owner's manual)

*The rough-in dimensions of 70" for 23 cu. ft. models and 72-1/2" for 25 cu. ft. models are minimum and measured from the finished floor to top of opening (or the underside of the overhead cabinets). For Models with Trim Kit: If frameless style cabinets are planned for above the refrigerator, you may need to consider adding a maximum of 1/4" (70-1/4") to height of opening for 23 cu. ft. models and 1/8" (72-5/8") for 25 cu. ft. models to allow for additional clearance between the cabinet doors and the top of refrigerator trim when the cabinet doors are in open position.

†Model PSDW3YGX is 71-3/4"



For answers to your Monogram®, GE Profile™ or GE® appliance questions, visit our website at ge.com or call GE Answer Center® service, 800.626.2000.



imagination at work



Listed by
Underwriters
Laboratories



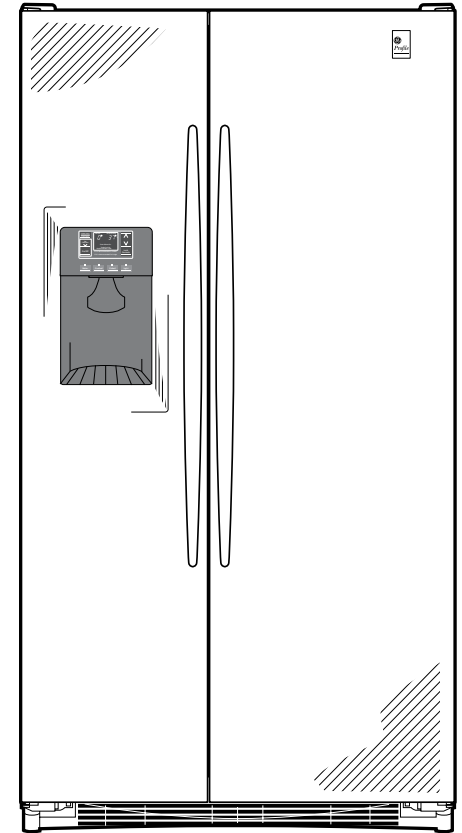
As an ENERGY STAR® partner, GE has determined that this product meets the ENERGY STAR guidelines for energy efficiency.

PSCS5RGX

GE Profile™ Counter-Depth 24.6 Cu. Ft. Side-By-Side Refrigerator

Features and Benefits

- Counter-Depth Design - Offers a built-in look without the built-in expense
- Stainless Steel - Provides stainless steel doors and side panels for a truly dramatic look
- Integrated Dispenser with LED Lighting & UltraFlow100 - Illuminates the dispenser and pours up to 100 ounces of water per minute
- Quick Ice™ Option - Makes ice up to 50% faster than normal settings-ideal for entertaining
- TurboCool™ Setting - Cools the refrigerator quickly after frequent door openings
- Integrated Ice™ System - Frees up valuable freezer space; It tilts down, providing easy access to bulk ice
- Integrated Shelf Support System - Provides strong, yet flexible support
- Adjustable ClearLook™ Door Bins - Hold gallon-size containers with style and ease
- In-the-Door Beverage Rack - Conveniently located inside the refrigerator door to increase flexibility and to free up valuable shelf space
- Adjustable Slide-Out, Spillproof Glass Shelves - Raised edges help contain spills and slide-out shelves make clean up quick and easy
- GE Water Filtration System - Delivers clean great-tasting water and ice through the LightTouch! Dispenser
- FrostGuard™ Technology - Protects frozen items from freezer burn by monitoring freezer door openings and defrosting only when needed
- Premium Quiet Design - GE's most advanced sound control system
- Model PSCS5RGXSS - Stainless steel



imagination at work



As an ENERGY STAR® partner, GE has determined that this product meets the ENERGY STAR guidelines for energy efficiency.