

24" MARVEL All Refrigerator

Model # ML24RAS1**



Certified to meet ENERGY STAR® requirements

- Dynamic Cooling Technology™ delivers rapid cooldown and the industry's best temperature stability
- MARVEL Intuit™ Integrated Controls ensure precise temperature management from 34°F to 42°F
- Flat interior door allows for full-depth storage
- Cantilevered FreshFlo™ white commercial-grade steel shelves are perforated to allow cool air to efficiently circulate throughout the cabinet
- Pristine arctic white interior easily wipes clean and efficient white LED lighting illuminates interior for better viewing
- Close Door Assist System™ gently and automatically closes door
- Audible and visual alarms signal when door is left ajar to protect food integrity and energy use
- Vacation/Sabbath mode conserves energy during times when the unit is not in use and complies with Star-K requirements
- Height adjustment up to 1" with leveling legs
- 4" black adjustable toe kick
- 1-year warranty



Ordering Details	
Solid Stainless Steel Door, Right Hinge	ML24RAS1RS
Solid Stainless Steel Door, Left Hinge	ML24RAS1LS

Storage Capacity

Up to 190 12-oz cans

Storage Configuration

(2) cantilever, fully adjustable FreshFlo™ white commercial-grade steel shelves

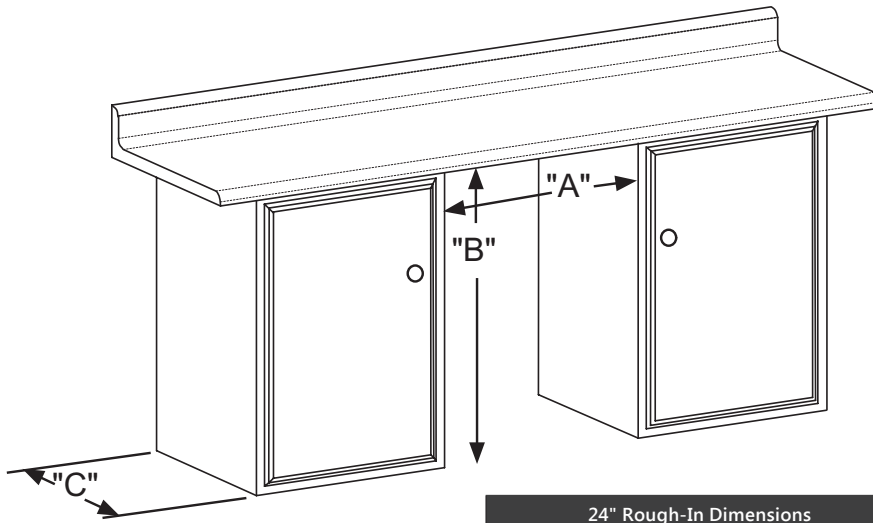
Product Dimensions

23⁷/₈" W x 33³/₄" minimum H x 25⁵/₈" D (including handle)

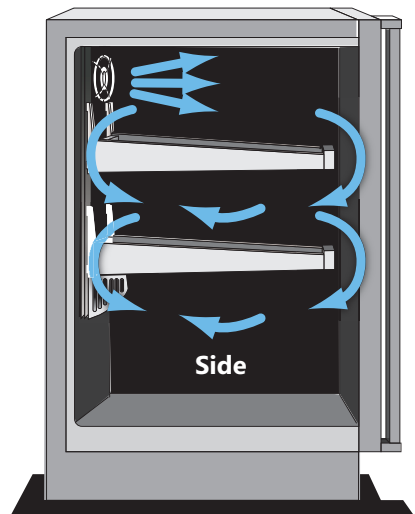
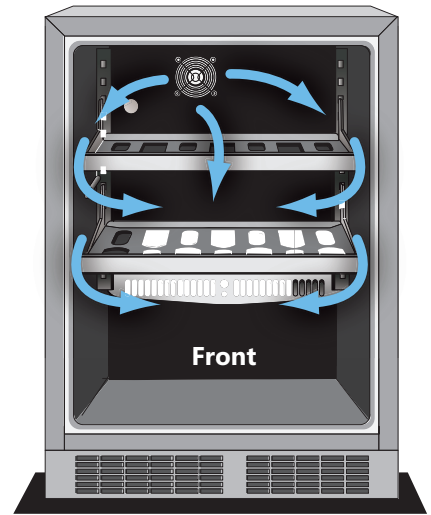
Finish/Door Options



Stainless Steel



24" Rough-In Dimensions		
"A"	"B"	"C"
24" (61 cm)	**34" to 35" (86.4 to 88.9 cm)	24" (61 cm)



Cabinet Dimensions		
"D"	"E"	"F"
23 7/8" (60.7 cm)	33 3/4" to 34 3/4" (85.7 to 88.3 cm)	23 23/32" (60.2 cm)
"G"	"H"	"J"
25 21/32" (65.2 cm)	46 13/32" (117.9 cm)	25 11/16" (65.2 cm)

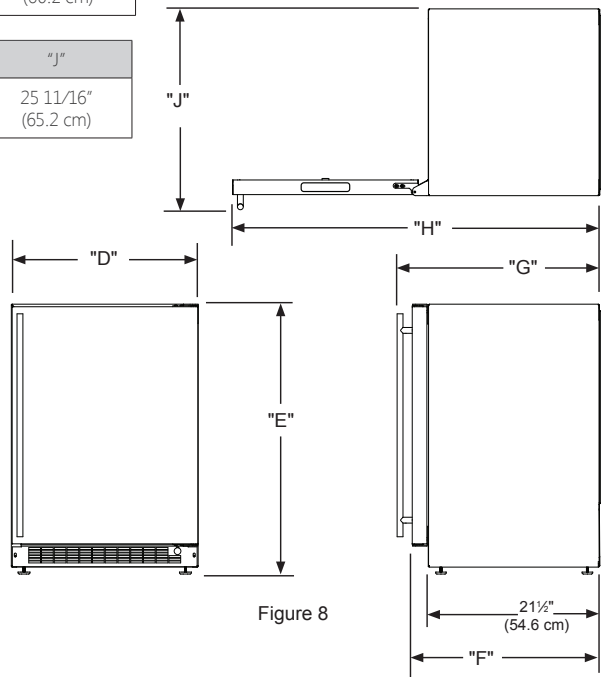


Figure 8

Dynamic Cooling Technology™ delivers rapid cool down and the industry's best temperature stability

The distinctive Marvel design features a thermal-efficient cabinet and door combined with Dynamic Cooling Technology™ for superior temperature stability, faster cooling times and speedy temperature recovery even with high frequency.

Width	23 7/8"
Interior Finish	White
Capacity	up to 190 12-oz cans
Shelving System	Cantilever
Shelf Fronts	Black painted maple
Other Storage	NA
Interior Lighting	2 White LED Pods
Toe Grill Finish	Black
Hinge	Classic Hinge
Handle	Designer

Control Type	Intuit™
Temperature Range	34° - 42° F
Lock	NA
Electrical Requirements	120V / 60Hz / 15A
Length of Power Cord	5'
Product Dimensions	23 7/8" W x 33 3/4" H x 21 1/2" D
Depth to Front of Door	23 23/32"
Depth to Handle	25 21/32"
Depth with door at 90°	46 13/32"
Shipping Weight	160 lbs

Finishes	SS
Vacation / Sabbath Mode	Yes
Agency Approvals	CSA

Finishes Key

SS = Stainless Steel