



WORLD-CLASS FOOD AND WINE PRESERVATION SOLUTIONS

ALL-NEW FEATURES



Soft-Close Integrated Hinge



MaxStore™ Utility Bin



60/40 Split Convertible Shelf™



Precise Marvel Intuit™ Integrated Controls

MARVEL is the Ultimate Leader in:

- Energy Efficiency
- Precise Temperature Stability
- Versatile Storage Configurations
- Integrated Design Options

Look inside. There's more...



MARVEL

MARVEL



The largest collection of ultra efficient, quality-crafted undercounter refrigeration



BEVERAGE CENTERS



WINE CELLARS



ALL REFRIGERATORS




REFRIGERATED DRAWERS



REFRIGERATOR FREEZERS



ICE MACHINES



BEER DISPENSERS



TABLE OF CONTENTS

Luxury-Class Features	02	MARVEL Collection	22	Low Profile ADA Height Series	48
MARVEL Professional Collection	07	Beverage Centers	24	24" Stacking Kits	57
Beverage Centers	08	Refrigerators	29	Design Configurations	58
Refrigerators	12	Wine Cellars	36	Options & Accessories	58
Wine Cellars	16	Ice Machines	44	Product Specifications	60
Ice Machines	20	Beer Dispensers	46	Other Quality-Crafted Marvel Products	67

What makes MARVEL

the most sought-after brand in its category?

It's all in the *luxury details*.



Store more with the most versatile capacity

We maximized our interior volume and added full-width, cantilever shelves to quickly adapt the configuration to your particular storage needs, whether tall, wide or deep. What's more, the new 60/40 Split Convertible Shelf™ gives you as many as three storage options within one shelf! And, our MaxStore™ Utility Bin offers high capacity, clear-view storage on rollout glides.



Soft-close integrated hinge makes for a perfectly seamless built-in installation

All Marvel Professional models and Marvel panel-overlay models are specially designed with a soft-close integrated hinge, allowing for truly integrated, zero clearance fit to blend with your kitchenscape.




Even quieter operation

This new generation is by far our quietest thanks to proprietary design enhancements to buffer and minimize sound.



Overlay panels are a breeze to install, no kit required.

Our panel-ready models allow you to blend into cabinetry - no complicated kits, additional parts or assembly required.



Close Door Assist™

The Close Door Assist™ is designed into our hinge system, automatically drawing the door to a gentle close when it is accidentally left ajar to protect your food and energy consumption. This design feature also incorporates a physical "stop", preventing the door from swinging into adjoining cabinetry. Marvel models only

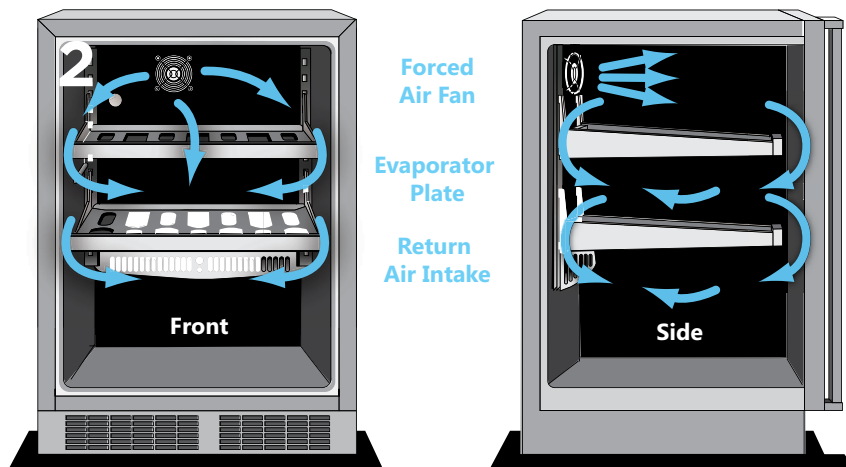


A smarter appliance

Intuitive touch-panel LED controls are what make Marvel models more clever than the rest. The electronic interface of the exclusive MARVEL Intuit™ Integrated Control is simple to operate and positioned in the top of the door for easy reach.



Now up to 40% more energy efficient



Dynamic Cooling Technology™ delivers rapid cooldown and the industry's best temperature stability

The distinctive Marvel design features a thermal-efficient cabinet and door combined with Dynamic Cooling Technology™ for superior temperature stability, faster cooling times and speedy temperature recovery even with high frequency.



A Closer Look

Marvel Intuit™ Integrated Controls

*Complete
Adaptability.*

*Custom
Control.*

*Enhanced
Features.*

Control Lockout

Controls can be locked to avoid unintentional changes

Temperature Set Mode

Select the cabinet temperature you prefer

System Indicator

Confirms the unit is operating properly

Door Alarm

Signals when the door is left ajar for more than 5 minutes

Power Loss Alarm

Notifies when power goes out to ensure optimum food safety

Interior Display Lighting

Touch once for full illumination, twice for softer lighting and three times for no light

Temperature Alarm

Notifies when temperature varies outside proper storage parameters

Fahrenheit to Celsius Display

Set to your preferred temperature measurement and toggle between the two

Power On/Off

Enables refrigeration system and displays cabinet temperature

Sleep/Wake Mode

Black out display when not desired and conserves energy

Vacation/Sabbath Mode

Reduces energy consumption during no or low usage periods and complies with Star-K sabbath requirements



You can feel the craftsmanship in fully extendable, smooth ball-bearing roller glides, sturdy stainless steel door handles, and soft-close integrated door hinge system. It's calibrated into the state-of-the-art Marvel Intuit™ integrated controls and evident in the strong, enduring mechanics.

You can see the impeccable fit and lustrous finish that merges seamlessly with cabinetry as if both were inspired from one like design. You can taste the difference in the way Marvel preserves the pure, perfectly chilled flavor of food, wine and beverages. And, its quiet cooling technology honors the calm hush of your kitchen on a still night.

This is the Marvel professional-style difference.

Marvel Professional Collection

Luxury-grade quality is a tangible attribute with the sleek and sophisticated Marvel Professional Collection, right down to each handcrafted detail.



This hallmark Marvel model is designed with a unique slide out convertible shelf configuration and multiple adjustable cantilevered shelves that provide the industry's most flexible storage solutions.

Luxury-Class Features (continued)

- Dynamic Cooling Technology™ delivers rapid cooldown and the industry's best temperature stability
- Slide out convertible shelf—beverage storage or wine rack configurations with stainless shelf front
- Professional styling: framed stainless steel door, sturdy full-length handle, sleek stainless shelf fronts and 4" stainless steel toe kick
- MARVEL Intuit™ Integrated Controls provide precise temperature management from 34°F to 42°F
- Two-stage, soft blue theatre-style LED lighting and sophisticated midnight black interior
- MaxStore™ smooth-glide clear utility bin provides maximum volume to effectively store large, bulky or loose items
- Thermal-efficient cabinet ensures optimum food preservation and energy efficiency while maximizing capacity
- Tinted, UV-resistant dual pane glass door protects wine from damaging ultra-violet light
- Audible and visual alarms signal when door is left ajar to protect food integrity
- Vacation/Sabbath mode conserves energy during times when the unit is not in use and complies with Star-K requirements
- Door lock to protect your contents
- Height adjustment up to 1" with leveling legs
- 3-year warranty

Storage Capacity

Up to 20 wine bottles total (7 flat)
Up to (162) 12-oz cans

Storage Configuration

- (1) full-width and roll out
- (1) half-width cantilevered, fully adjustable coated steel-framed glass shelf
- (1) fixed black steel-framed glass shelf
- (1) MaxStore™ Utility Bin

Product Dimensions

23⁷/₈" W x 33³/₄" minimum H x 25 ⁵/₈" D (including handle)

Finish/Door Options



Stainless Steel



Wood Overlay (Panel Ready)



Slide Out Convertible Shelf



Ordering Details

Stainless Frame, Glass Door With Lock, Integrated Right Hinge	MP24BRG3RS
Stainless Frame, Glass Door With Lock, Integrated Left Hinge	MP24BRG3LS
Panel Overlay Frame Ready Glass Door with lock, Integrated Right Hinge	MP24BRF3RP
Panel Overlay Frame Ready Glass Door with lock, Integrated Left Hinge	MP24BRF3LP

No panel installation kit required.

24" Marvel Professional Beverage Refrigerator with MaxStore™ Utility Bin

Model #MP24BR****

A refrigerator, beverage center and wine cellar in one elegant package—our most popular model!

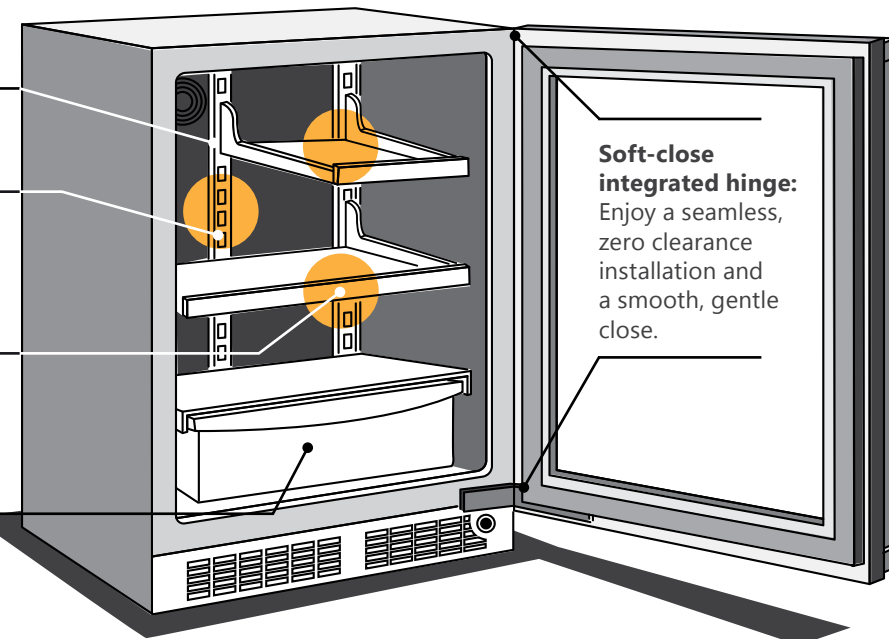
Luxury-Class Features

Tall item storage:
Half-width interior shelf allows clearance for tall vertical storage.

Adjustable configurations:
All shelves are cantilevered and adjustable so you can adapt the space to accommodate your items.

Slide out convertible shelf:
Store all beverages, all wine, or both with our exclusive multi-option shelving configuration.

MaxStore™ Utility Bin:
Maximum volume and clear-view storage



Soft-close integrated hinge:
Enjoy a seamless, zero clearance installation and a smooth, gentle close.



15" Marvel Professional Beverage Center

Model # MP15BC****

Luxury-Class Features

- Dynamic Cooling Technology™ delivers rapid cooldown and the industry's best temperature stability
- Soft-close integrated hinge provides a seamless zero clearance installation and a smooth, gentle close
- MARVEL Intuit™ Integrated Controls ensure precise temperature management from 34°F to 42°F
- Two-stage, soft blue theatre-style LED lighting and sophisticated midnight black interior
- Cantilevered, fully adjustable shelving system with stainless fronts
- Thermal-efficient cabinet ensures optimum food preservation and energy efficiency while maximizing capacity
- Tinted, UV-resistant dual pane glass door protects wine from damaging ultra-violet light
- Panel overlay option features soft-close integrated hinge for a truly flush fit with cabinetry
- Audible and visual alarms signal when door is left ajar to protect food integrity and energy use.
- Vacation/Sabbath mode conserves energy during times when the unit is not in use and complies with Star-K requirements
- Height adjustment up to 1" with leveling legs
- Filler kit available for 18" wide opening, see page 58
- 3-year warranty

Storage Capacity

Up to (35) 12-oz cans and (5) wine bottles

Storage Configuration

(2) cantilevered, full-width black steel-framed glass shelves

Product Dimensions

14⁷/₈" W x 33³/₄" minimum H x 25⁵/₈" D (including handle)

Finish/Door Options



Stainless Steel



Wood Overlay (Panel Ready)



Ordering Details

Stainless Frame Glass Door, Right Hinge	MP15BCG1RS
Stainless Frame Glass Door, Left Hinge	MP15BCG1LS
Panel Overlay Frame Glass Door, Integrated Right Hinge	MP15BCF3RP
Panel Overlay Frame Glass Door, Integrated Left Hinge	MP15BCF3LP

No panel installation kit required.



24" MARVEL Professional All Refrigerator with MaxStore™ Utility Bin

Model # MP24RAS3**

Luxury-Class Features

- Dynamic Cooling Technology™ delivers rapid cooldown and the industry's best temperature stability
- Soft-close integrated hinge provides a seamless zero clearance installation and a smooth, gentle close
- Professional styling: durable stainless steel door, sturdy full-length handle and 4" adjustable stainless steel toe kick
- MARVEL Intuit™ Integrated Controls provide precise temperature management from 34°F to 42°F
- MaxStore™ smooth-glide clear utility bin provides maximum volume to effectively store large, bulky or loose items
- Tall item storage: Half-width interior shelf and extra door storage allows for high-clearance vertical storage
- Smooth-glide shelf system with stainless shelf fronts
- Pristine arctic white interior easily wipes clean and efficient white LED lighting illuminates interior for better viewing
- Thermal-efficient cabinet ensures optimum and energy efficiency while maximizing capacity
- Audible and visual alarms signal when door is left ajar to protect food integrity and energy use
- Vacation/Sabbath mode conserves energy during times when the unit is not in use and complies with Star-K requirements
- Door lock to protect your contents
- Height adjustment up to 1" with leveling legs
- 3-year warranty

Storage Capacity

Up to (115) 12-oz cans

Storage Configuration

- (1) full-width slide out stainless shelf
- (1) half-width cantilevered, fully adjustable stainless steel shelf
- (1) fixed stainless steel-framed glass shelf
- (1) full-width and (1) half-width door storage
- (1) Maxstore™ Utility Bin

Product Dimensions

23³/₈" W x 33³/₄" minimum H x 25⁵/₈" D (including handle)

Finish/Door Options



Stainless Steel



Ordering Details

Solid Stainless Door With Lock, Integrated Right Hinge	MP24RAS3RS
Solid Stainless Door With Lock, Integrated Left Hinge	MP24RAS3LS



24" Marvel Professional Refrigerated Drawers

Model # MP24RD****



Certified to meet ENERGY STAR® requirements

Maximum storage capacity within easy reach

Luxury-Class Features

- Dynamic Cooling Technology™ delivers rapid cooldown and the industry's best temperature stability
- Specially designed for a truly flush, zero clearance fit with adjoining cabinetry
- Door lock to protect your contents
- Professional styling: sleek stainless steel drawers, sturdy full-length handles and 4" adjustable stainless steel toe kick
- MARVEL Intuit™ Integrated Controls provide precise temperature management from 34°F to 42°F
- Efficient white LED lighting
- Interior durably constructed from stainless steel, the most hygienic, easy-to-clean and stain-resistant of materials
- Insulated thermal-efficient cabinet and drawer fronts ensures optimum efficiency and preservation
- Close Door Assist System™ gently and automatically closes drawers
- Audible and visual alarm signals when drawer is left ajar to protect food integrity and energy use
- Vacation/Sabbath mode conserves energy during times when the unit is not in use and complies with Star-K requirements
- Height adjustment up to 1" with leveling legs
- 3-year warranty

Storage Capacity

Up to (108) 12-oz cans

Product Dimensions

23⁷/₈" W x 33³/₄" minimum H x 25⁵/₈" D (including handle)

Finish/Door Options



Stainless Steel



Wood Overlay (Panel Ready)



Ordering Details

Solid Stainless Steel Drawer Fronts, With Lock	MP24RDS2NS
Solid Panel Overlay Ready Drawer Fronts, With Lock Sold without handles	MP24RDP2NP

No panel installation kit required.



Preserve the integrity of your prized wine collection with design specifics that target the critical principles of proper wine storage

24" Marvel Professional High-Efficiency Dual Zone Wine Cellar

Model # MP24WD****

The absolute standard for quality, efficiency and style

Luxury-Class Features

- Dynamic Cooling Technology™ delivers rapid cooldown and the industry's best temperature stability
- Soft-close integrated hinge provides seamless zero clearance installation and a smooth, gentle close
- Professional styling: framed stainless steel door, sturdy full-length handle, sleek stainless shelf fronts and 4" adjustable stainless steel toe kick
- MARVEL Intuit™ Integrated Controls provide precise temperature management from 45°F to 62°F, allowing you to specifically set each cabinet temperature to your preference
- Two independently monitored zones to store your wine collection at separate temperatures
- Two-stage, soft blue theatre-style LED lighting and sophisticated midnight black interior
- Heavy-gauge wine racks are shaped to safely cradle each wine bottle
- Full-extension ball bearing smooth-glide shelf system prevents jarring
- Thermal-efficient cabinet ensures optimum preservation and energy efficiency while maximizing capacity
- Tinted, UV-resistant dual pane glass door protects wine from damaging ultra-violet light
- Audible and visual alarms signals when door is left ajar to protect wine integrity and energy use
- Vacation/Sabbath mode conserves energy during times when the unit is not in use and complies with Star-K requirements
- Door lock to protect your collection
- Height adjustment up to 1" with leveling legs
- Up to 2x more efficient than leading competitors
- 3-year warranty

Storage Capacity

Up to 40 bottles total

Storage Configuration

Upper zone: (3) 8-bottle smooth-glide full wine racks
Lower zone: (1) 8-bottle smooth-glide full wine rack and (2) 4-bottle smooth-glide half-depth wine racks

Product Dimensions

23 7/8" W x 33 3/4" H (minimum) x 25 5/8" D (including handle)

Finish/Door Options



Stainless Steel



Wood Overlay (Panel Ready)

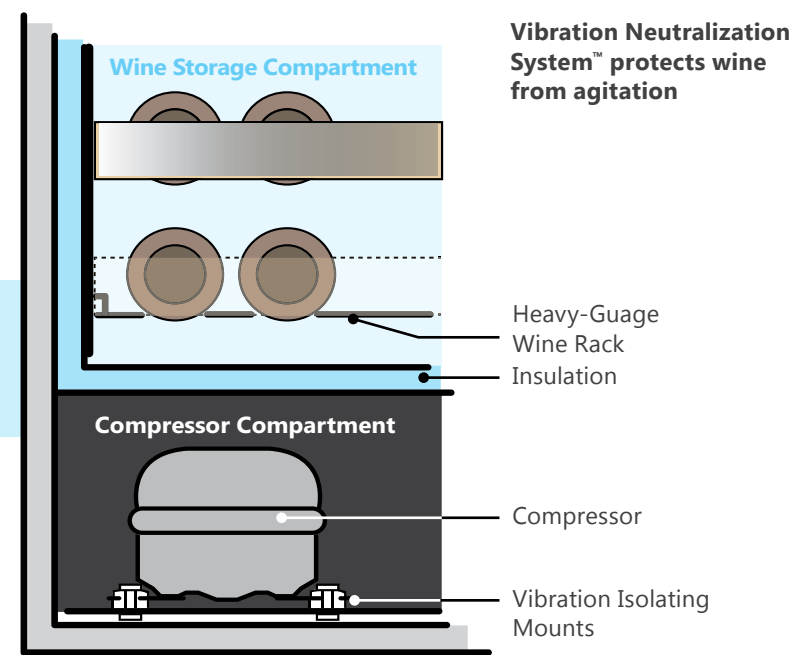


Ordering Details

Stainless Frame, Glass Door With Lock, Integrated Right Hinge	MP24WDG4RS
Stainless Frame, Glass Door With Lock, Integrated Left Hinge	MP24WDG4LS
Panel Overlay Frame Ready Glass Door, Integrated Right Hinge With lock	MP24WDF4RP
Panel Overlay Frame Ready Glass Door, Integrated Left Hinge With lock	MP24WDF4LP

No panel installation kit required.

- **True Dual Zone:** Our wine storage solution provides two separate and independently controlled temperature compartments for red and white wine. Store and serve reds in the top between 55°F and 62°F and whites in the bottom between 45°F and 55°F.
- **Ultimate Temperature Control:** Our ultra-efficient air circulation keeps temperatures even throughout the cabinet.
- **Neutralizes Vibrations:** The Marvel Vibration Neutralization System™ (VNS) allows for wine to come to full maturation without disruption from damaging vibrations.
- **Protects Against Light:** An argon-filled, dual-pane tinted and UV-resistant glass door and dark interior protects against damaging ultra-violet light, while also maintaining energy efficiency.
- **Properly Canted:** Each wine rack is designed to keep corks moist and prevent sediment from collecting.





15" Marvel Professional High-Efficiency Single Zone Wine Cellar

Model # MP15WS****

Luxury-Class Features

- Dynamic Cooling Technology™ delivers rapid cooldown and the industry's best temperature stability
- Soft-close integrated hinge provides a seamless zero clearance installation and a smooth, gentle close
- Professional styling: framed stainless steel door, sturdy full-length handle, sleek stainless steel shelf fronts and 4" adjustable stainless steel toe kick
- MARVEL Intuit™ Integrated Controls provide precise temperature management from 40°F to 65°F
- Two-stage, soft blue theatre-style LED lighting and sophisticated midnight black interior
- Heavy-gauge wine racks are shaped to safely cradle each wine bottle
- Full-extension ball bearing smooth-glide shelf system prevents jarring
- Thermal-efficient cabinet ensures optimum wine preservation and energy efficiency while maximizing capacity
- Tinted, UV-resistant dual pane glass door protects wine from damaging ultra-violet light
- Audible and visual alarms signal when door is left ajar to protect food integrity and energy use
- Vacation/Sabbath mode conserves energy during times when the unit is not in use and complies with Star-K requirements
- Door lock to protect your collection
- Height adjustment up to 1" with leveling legs
- Up to 2x more efficient than leading competitors
- Vibration Neutralization System™ protects wine from agitation
- 3-year warranty



Ordering Details

Stainless Frame, Glass Door With Lock, Integrated Right Hinge	MP15WSG3RS
Stainless Frame, Glass Door With Lock, Integrated Left Hinge	MP15WSG3LS
Panel Overlay, Frame Ready Glass Door, Integrated Right Hinge	MP15WSF3RP
Panel Overlay, Frame Ready Glass, Integrated Left Hinge	MP15WSF3LP

No panel installation kit required.

Storage Capacity

24 bottles total

Storage Configuration

(6) 4-bottle smooth-glide wine racks

Product Dimensions

14⁷/₈" W x 33³/₄" minimum H x 25⁵/₈" D (including handle)

Finish/Door Options



Stainless Steel



Wood Overlay (Panel Ready)



24" Marvel Professional High-Efficiency Single Zone Wine Cellar

Model # MP24WS****

Luxury-Class Features

- Dynamic Cooling Technology™ delivers rapid cooldown and the industry's best temperature stability
- Soft-close integrated hinge provides a seamless zero clearance installation and a smooth, gentle close
- Professional styling: framed stainless steel door, sturdy full-length handle, sleek stainless steel shelf fronts and 4" adjustable stainless steel toe kick
- MARVEL Intuit™ Integrated Controls provide precise temperature management from 40°F to 65°F
- Two-stage, soft blue theatre-style LED lighting and sophisticated midnight black interior
- Heavy-gauge wine racks are shaped to safely cradle each wine bottle
- Full-extension ball bearing smooth-glide shelf system prevents jarring
- Thermal-efficient cabinet ensures optimum wine preservation and energy efficiency while maximizing capacity
- Tinted, UV-resistant dual pane glass door protects wine from damaging ultra-violet light
- Audible and visual alarms signal when door is left ajar to protect the wines integrity and energy use
- Vacation/Sabbath mode conserves energy during times when the unit is not in use and complies with Star-K requirements
- Door lock to protect your collection
- Height adjustment up to 1" with leveling legs
- Up to 2x more efficient than leading competitors
- Vibration Neutralization System™ protects wine from agitation
- 3-year warranty

Storage Capacity

Up to 48 bottles total

Storage Configuration

(5) 8-bottle smooth-glide full wine racks
(2) 4-bottle smooth-glide half-depth wine racks

Product Dimensions

23⁷/₈" W x 33³/₄" minimum H x 25⁵/₈" D (including handle)

Finish/Door Options



Stainless Steel



Wood Overlay (Panel Ready)



Ordering Details

Stainless Frame, Glass Door With Lock, Integrated Right Hinge	MP24WSG4RS
Stainless Frame, Glass Door With Lock, Integrated Left Hinge	MP24WSG4LS
Panel Overlay Frame Ready Glass Door, Integrated Right Hinge With Lock	MP24WSF4RP
Panel Overlay Frame Ready Glass Door, Integrated Left Hinge With Lock	MP24WSF4LP

No panel installation kit required.

15" Marvel Professional Clear Ice™ Machine

Model# MPRO30IMT***

The clearest and most pure ice

MARVEL Clear Ice™ Machines use a fractional freezing process that creates perfectly clear, gourmet ice cubes. As water runs over the cold plate, pure water freezes first. Minerals, sediments and other water contaminants are carried away into the water reservoir, giving you clear, impurity-free ice that cools your drinks without affecting the flavor.

The optimum shape to keep your beverages cooler, longer

This premier model controls the thickness of each slab of ice, and then slices the slab into uniform 3/4" squares with a stainless steel cutter. The result? A perfect cube of ice in a compact, dense size—the optimal shape to provide faster cooling, while taking up less space in your glass.

The quietest ice machine you'll ever buy

We've designed the internal componentry for quiet operation. Features like our sound-buffering deflector make the Marvel ice machine quieter than most dishwashers.

Water efficient

Makes up to 34 lbs of ice in 24 hours using less than 6 gallons of water.



Luxury-Class Features

- Produces up to 34 lbs of clear ice in 24 hours and stores up to 30 lbs
- Stainless steel ice cutter ensures consistent cube size and shape
- Sound-buffering ice deflector greatly reduces cube impact noise
- High efficiency, low maintenance condenser system designed for built-in zero clearance installations
- Equipped with cleaning mode
- Insulated thermal-efficient cabinet
- Ice scoop included
- Close Door Assist System™ gently and automatically closes door
- Includes 20' non-kink drain hose and clamp
- Available with or without factory-installed drain pump (see model numbers for ordering below)
- Professional styling with sturdy full-length handle and stainless adjustable toe kick
- Height adjustment up to 1" with leveling legs
- Filler kit available for 18" wide opening, see page 58
- 3-year warranty

Storage Capacity

Up to 30 lbs of clear ice

Product Dimensions

14 7/8" W x 33 3/4" minimum H x 23 9/32" D (including handle)

Finish/Door Options



Stainless Steel

Accessories

- 16-oz Ice Machine Sanitizer (see page 58)
- 4-oz Ice Machine Cleaner (see page 58)



Ice Machines



Ordering Details

Solid Stainless Door, Right Hinge	MPRO30IMT-BS-R
Solid Stainless Door, Left Hinge	MPRO30IMT-BS-L
Solid Stainless Door, Right Hinge With Pump	MPRO30IMT-BS-R-P
Solid Stainless Door, Left Hinge With Pump	MPRO30IMT-BS-L-P

MARVEL Collection

*Introducing the more energy-efficient generation
of quality, craftsmanship and impeccable style*

A classic throughout generations of industry leadership, the Marvel collection continues to uphold its hallmark standards of quality and signature features—attributes emblematic of the Marvel brand and what continues to propel our reputation and status as the undercounter product to be desired. It's the brand found in world-class sports stadiums, celebrity entertainment rooms and thousands of homes throughout North America. You'll see why in the pages that follow.



24" MARVEL Beverage Refrigerator with 60/40 Split Convertible Shelf™ and MaxStore™ Utility Bin

Model # ML24BR****

VERSATILE 3-IN-1 SYSTEM: Store more food, wine and beverages

Premium Features

- Dynamic Cooling Technology™ delivers rapid cooldown and the industry's best temperature stability
- 60/40 Split Convertible Shelf™— cantilevered glass shelving, wine rack with Vibration Neutralization System™ or both configurations all in one
- MARVEL Intuit™ Integrated Controls ensure precise temperature management from 34°F to 42°F
- Two-stage, soft white theatre-style LED lighting and midnight black interior
- Cantilevered, fully adjustable shelving system
- Solid, black-stained maple shelf fronts (natural maple shelf accessories available, see Options & Accessories on page 58)
- Tall item storage: Half-width interior shelf allows for high-clearance vertical storage
- MaxStore™ roller-glide clear utility bin provides maximum volume to effectively store large, bulky or loose items
- Thermal-efficient cabinet ensures optimum food preservation and energy efficiency while maximizing capacity
- Tinted, UV-resistant dual pane glass door protects wine from damaging ultra-violet light
- Close Door Assist System™ gently and automatically closes door
- Panel overlay option features soft-close integrated hinge for a truly flush fit with cabinetry
- Audible and visual alarms signal when door is left ajar to protect food integrity and energy use
- Vacation/Sabbath mode conserves energy during times when the unit is not in use and complies with Star-K requirements
- Height adjustment up to 1" with leveling legs
- 4" Black adjustable toe kick
- 1-year warranty

Storage Capacity

7 wine bottles
Up to (162) 12-oz cans

Storage Configuration

- (1) full-width 60/40 Split Convertible Shelf™ black steel-framed glass shelf
- (1) half-width cantilevered black steel-framed glass shelf
- (1) fixed black steel-framed glass shelf
- (1) MaxStore™ utility bin

Product Dimensions

23⁷/₈" W x 33³/₄" minimum H x 25⁵/₈" D (including handle)

Finish/Door Options



Stainless Steel



Black



Wood Overlay (Panel Ready)



Removable glass shelving allows you to convert to wine storage

60/40 Split Convertible Shelf™

Choose glass shelving, wine rack with a Vibration Neutralization System™ or all-in-one configuration, allowing storage for 3, 4, or 7 wine bottles.



Glass Shelving



Wine Rack



Glass Shelving and Wine Rack

Ordering Details

Stainless Frame Glass Door, Right Hinge	ML24BRG2RS
Stainless Frame Glass Door, Left Hinge	ML24BRG2LS
Smooth Black Frame Glass Door, Right Hinge	ML24BRG2RB
Smooth Black Frame Glass Door, Left Hinge	ML24BRG2LB
Panel Overlay Frame Glass Door, Integrated Right Hinge	ML24BRF3RP
Panel Overlay Frame Glass Door, Integrated Left Hinge	ML24BRF3LP

No panel installation kit required.



24" Marvel Beverage Center with Two 60/40 Split Convertible Shelves™

Model # ML24BCG1**



Certified to meet ENERGY STAR® requirements

Premium Features

- Dynamic Cooling Technology™ delivers rapid cooldown and the industry's best temperature stability
- 60/40 Split Convertible Shelf™— cantilevered glass shelving, wine rack with a Vibration Neutralization System™ or both configurations all in one
- Rollout wine storage
- Solid, black-stained maple shelf fronts (natural maple shelf accessories available, see page 58)
- MARVEL Intuit™ Integrated Controls ensure precise temperature management from 34°F to 42°F
- Thermal-efficient cabinet ensures optimum food preservation and energy efficiency while maximizing capacity
- Tinted, UV-resistant dual pane glass door protects wine from damaging ultra-violet light
- Two-stage, soft white theatre-style LED lighting and midnight black interior
- Cantilevered, fully adjustable shelving system
- Close Door Assist System™ gently and automatically closes door
- Audible and visual alarms signal when door is left ajar to protect food integrity and energy use
- Vacation/Sabbath mode conserves energy during times when the unit is not in use and complies with Star-K requirements
- Height adjustment up to 1" with leveling legs
- 4" black adjustable toe kick
- 1-year warranty

Ordering Details

Stainless Frame Glass Door, Right Hinge	ML24BCG1RS
Stainless Frame Glass Door, Left Hinge	ML24BCG1LS

Storage Capacity

Up to (162) 12-oz cans or (18) wine bottles

Storage Configuration

- (2) cantilevered, full-width 60/40 Split Convertible Shelf™ black steel-framed glass shelf
- (1) roller-glide 4-bottle wine rack

Product Dimensions

23⁷/₈" W x 33³/₄" minimum H x 25⁵/₈" D (including handle)

Finish/Door Options



Stainless Steel

15" Marvel Beverage Center

Model # ML15BC****

Premium Features

- Dynamic Cooling Technology™ delivers rapid cooldown and the industry's best temperature stability
- MARVEL Intuit™ Integrated Controls ensure precise temperature management from 34°F to 42°F
- Thermal-efficient cabinet ensures optimum food preservation and energy efficiency while maximizing capacity
- Tinted, UV-resistant dual pane glass door protects wine from damaging ultra-violet light
- Efficient white LED lighting and midnight black interior
- Black metal frame glass shelves are cantilevered, and adjustable
- Close Door Assist System™ gently and automatically closes door
- Panel overlay option features soft-close integrated hinge for a truly flush fit with cabinetry
- Audible and visual alarms signal when door is left ajar to protect food integrity and energy use
- Vacation/Sabbath mode conserves energy during times when the unit is not in use and complies with Star-K requirements
- Height adjustment up to 1" with leveling legs
- Filler kit available for 18" wide opening, see page 58
- 4" black adjustable toe kick
- 1-year warranty

Storage Capacity

Up to (35) 12-oz cans and (5) wine bottles


Storage Configuration

- (2) cantilevered, full-width black steel-framed glass shelves
- (1) bottom storage area

Product Dimensions

14⁷/₈" W x 33³/₄" minimum H x 25⁵/₈" D (including handle)

Finish/Door Options



Stainless Steel

Black

Wood Overlay (Panel Ready)



Ordering Details

Stainless Frame Glass Door, Right Hinge	ML15BCG1RS
Stainless Frame Glass Door, Left Hinge	ML15BCG1LS
Smooth Black Frame Glass Door, Right Hinge	ML15BCG1RB
Smooth Black Frame Glass Door, Left Hinge	ML15BCG1LB
Panel Overlay Frame Glass Door, Integrated Right Hinge	ML15BCF2RP
Panel Overlay Frame Glass Door, Integrated Left Hinge	ML15BCF2LP
Solid Panel Overlay Ready Door, Integrated Right Hinge	ML15BCP2RP
Solid Panel Overlay Ready Door, Integrated Left Hinge	ML15BCP2LP

No panel installation kit required.



24" Marvel Beverage Center
Model # ML24BCG0**

Premium Features

- Dynamic Cooling Technology™ provides rapid cooldown and the industry's best temperature stability
- MARVEL Prime Controls™ allow you to program and check the actual cabinet temperature from 34°F to 42°F
- Designed for maximum storage with full-depth shelves
- FreshFlo™ black powder coated commercial-grade steel shelves are perforated to allow cool air to efficiently circulate throughout the cabinet
- White incandescent interior lighting
- Cantilevered, fully adjustable shelving system
- Thermal-efficient cabinet ensures optimum food preservation and energy efficiency while maximizing capacity
- Close Door Assist System™ gently and automatically closes door
- Height adjustment up to 1" with leveling legs
- 4" black adjustable toe kick
- 1-year warranty

Ordering Details

Stainless Frame Glass Door, Right Hinge	ML24BCG0RS
Stainless Frame Glass Door, Left Hinge	ML24BCG0LS

Storage Capacity

Up to 190 12-oz cans

Storage Configuration

(2) cantilever, fully adjustable FreshFlo™ black commercial-grade steel shelves

Product Dimensions

23⁷/₈" W x 33³/₄" minimum H x 25⁵/₈" D (including handle)

Finish/Door Options



Stainless Steel

15" Marvel All Refrigerator

Model # ML15RA****

Premium Features

- Dynamic Cooling Technology™ delivers rapid cooldown and the industry's best temperature stability
- MARVEL Intuit™ Integrated Controls ensure precise temperature management from 34°F to 42°F
- White metal framed glass shelves are cantilevered and fully adjustable shelving system
- Pristine arctic white interior easily wipes clean and efficient white LED lighting illuminates interior for better viewing
- Close Door Assist System™ gently and automatically closes door
- Panel overlay option features soft-close integrated hinge for a truly flush fit with cabinetry
- Audible and visual alarms signal when door is left ajar to protect food integrity and energy use
- Vacation/Sabbath mode conserves energy during times when the unit is not in use and complies with Star-K requirements
- Height adjustment up to 1" with leveling legs
- 4" black adjustable toe kick
- 1-year warranty



Storage Capacity

Up to 48 12-oz cans

Storage Configuration

(2) cantilever, fully adjustable steel-framed glass shelves

Product Dimensions

14⁷/₈" W x 33³/₄" minimum H x 25⁵/₈" D (including handle)

Finish/Door Options



Stainless Steel



Black



White



Wood Overlay (Panel Ready)

Ordering Details

Solid Stainless Steel Door, Right Hinge	ML15RAS1RS
Solid Stainless Steel Door, Left Hinge	ML15RAS1LS
Smooth Black Door, Right Hinge	ML15RAS1RB
Smooth Black Door, Left Hinge	ML15RAS1LB
Smooth White Door, Right Hinge	ML15RAS1RW
Smooth White Door, Left Hinge	ML15RAS1LW
Solid Panel Ready Overlay Door, Integrated Right Hinge	ML15RAP2RP
Solid Panel Ready Overlay Door, Integrated Left Hinge	ML15RAP2LP

No panel installation kit required.

24" Marvel Refrigerated Drawers

Model # ML24RD****



Certified to meet ENERGY STAR® requirements

Premium Features

- Dynamic Cooling Technology™ delivers rapid cooldown and the industry's best temperature stability
- Specially designed for a truly flush fit with adjoining cabinetry
- MARVEL Intuit™ Integrated Controls provide precise temperature management from 34°F to 42°F
- Pristine arctic white interior easily wipes clean and efficient white LED lighting illuminates interior for better viewing
- Insulated thermal-efficient cabinet ensures optimum efficiency and preservation
- Close Door Assist System™ gently and automatically closes drawers
- Audible and visual alarms signal when drawer is left ajar to protect food integrity and energy use
- Vacation/Sabbath mode conserves energy during times when the unit is not in use and complies with Star-K requirements
- Height adjustment up to 1" with leveling legs
- 4" black adjustable toe kick
- 1-year warranty

Storage Capacity

Up to (108) 12-oz cans

Product Dimensions

23⁷/₈" W x 33³/₄" minimum H x 25⁵/₈" D (including handle)

Finish/Door Options



Stainless Steel



Black



Wood Overlay (Panel Ready)



Ordering Details

Solid Stainless Steel Drawer Front	ML24RDS2NS
Solid Black Drawer Front, Black Handles	ML24RDS2NB
Solid Panel Ready Drawer Front	ML24RDP2NP

No panel installation kit required.



Refrigerators

Refrigerators



24" Marvel All Refrigerator with MaxStore™ Utility Bin

Model # ML24RA****

Premium Features

- Dynamic Cooling Technology™ delivers rapid cooldown and the industry's best temperature stability
- MARVEL Intuit™ Integrated Controls ensures precise temperature management from 34°F to 42°F
- MaxStore™ roller-glide clear utility bin provides maximum volume to effectively store large, bulky or loose items
- Tall item storage: Half-width interior shelf and extra door storage allows for high-clearance vertical storage
- Pristine arctic white interior easily wipes clean and efficient white LED lighting illuminates interior for better viewing
- Close Door Assist System™ gently and automatically closes door
- Panel overlay option features soft-close integrated hinge for a truly flush fit with cabinetry
- Audible and visual alarms signal when door is left ajar to protect food integrity and energy use
- Vacation/Sabbath mode conserves energy during times when the unit is not in use and complies with Star-K requirements
- Height adjustment up to 1" with leveling legs
- 4" black adjustable toe kick
- 1-year warranty

Storage Capacity

Up to (115) 12-oz cans

Storage Configuration

- (1) full-width and (1) half-width cantilevered, fully adjustable white steel-framed glass shelves
- (1) fixed steel-framed glass shelf
- (1) MaxStore™ Utility Bin

Product Dimensions

23⁷/₈" W x 33³/₄" minimum H x 25⁵/₈" D (including handle)

Finish/Door Options



Stainless Steel White Black Wood Overlay (Panel Ready)

Ordering Details

Solid Stainless Steel Door, Right Hinge	ML24RAS2RS
Solid Stainless Steel Door, Left Hinge	ML24RAS2LS
Smooth White Door, Right Hinge	ML24RAS2RW
Smooth White Door, Left Hinge	ML24RAS2LW
Smooth Black Door, Right Hinge	ML24RAS2RB
Smooth Black Door, Left Hinge	ML24RAS2LB
Solid Panel Overlay Door, Integrated Right Hinge	ML24RAP3RP
Solid Panel Overlay Door, Integrated Left Hinge	ML24RAP3LP

No panel installation kit required.



Refrigerators

24" MARVEL All Refrigerator

Model # ML24RAS1**

Premium Features

- Dynamic Cooling Technology™ delivers rapid cooldown and the industry's best temperature stability
- MARVEL Intuit™ Integrated Controls ensure precise temperature management from 34°F to 42°F
- Flat interior door allows for full-depth storage
- Cantilevered FreshFlo™ white commercial-grade steel shelves are perforated to allow cool air to efficiently circulate throughout the cabinet
- Pristine arctic white interior easily wipes clean and efficient white LED lighting illuminates interior for better viewing
- Close Door Assist System™ gently and automatically closes door
- Audible and visual alarms signal when door is left ajar to protect food integrity and energy use
- Vacation/Sabbath mode conserves energy during times when the unit is not in use and complies with Star-K requirements
- Height adjustment up to 1" with leveling legs
- 4" black adjustable toe kick
- 1-year warranty

Ordering Details

Solid Stainless Steel Door, Right Hinge	ML24RAS1RS
Solid Stainless Steel Door, Left Hinge	ML24RAS1LS

Storage Capacity

Up to 190 12-oz cans

Storage Configuration

- (2) cantilever, fully adjustable FreshFlo™ white commercial-grade steel shelves

Product Dimensions

23⁷/₈" W x 33³/₄" minimum H x 25⁵/₈" D (including handle)

Finish/Door Options



Stainless Steel

Refrigerators



24" Marvel Refrigerator and Freezer with MaxStore™ Utility Bin

Model # ML24RF****

Premium Features

- Dynamic Cooling Technology™ delivers rapid cooldown and the industry's best temperature stability
- MARVEL Intuit™ Integrated Controls ensure precise refrigeration temperature management from 34°F to 42°F and freezer a temperature between -6° F and 6° F to keep contents evenly frozen throughout
- MaxStore™ roller-glide clear utility bin provides maximum volume to effectively store large, bulky or loose items
- Cantilevered, adjustable shelving system
- Pristine arctic white interior easily wipes clean and efficient white LED interior lighting illuminates interior for better viewing
- Top-mounted vertical freezer with self-closing door large enough to hold up to 12 pints of ice cream
- Close Door Assist System™ gently and automatically closes door
- Panel overlay option features soft-close integrated hinge for a truly flush fit with cabinetry
- Audible and visual alarms signal when door is left ajar to protect food integrity and energy use
- Vacation/Sabbath mode conserves energy during times when the unit is not in use and complies with Star-K requirements
- Height adjustment up to 1" with leveling legs
- Field installable ice maker kit available (Accessory part #S42418151)
- 4" black adjustable toe kick
- 1-year warranty

Storage Capacity

Refrigerator:
Up to 72 12-oz cans

Storage Configuration

- (2) half-width cantilever, fully adjustable steel-framed glass shelves
- (1) full width fixed position steel-framed glass shelf
- (1) MaxStore™ Utility Bin
- (1) Freezer Shelf (Removable)

Product Dimensions

23⁷/₈" W x 33³/₄" minimum H x 24¹/₁₆" D (including handle)

Finish/Door Options



Stainless Steel Black



White Wood Overlay (Panel Ready)

24" Marvel Refrigerator and Freezer with Crescent Ice Maker and MaxStore™ Utility Bin

Model # ML24RI****

Premium Features

- Dynamic Cooling Technology™ delivers rapid cooldown and the industry's best temperature stability
- MARVEL Intuit™ Integrated Controls ensure precise refrigeration temperature management from 34°F to 42°F and freezer a temperature between -6° F and 6° F to keep contents evenly frozen throughout
- Cantilevered, adjustable shelving system
- MaxStore™ roller-glide clear utility bin provides maximum volume to effectively store large, bulky or loose items
- Pristine arctic white interior easily wipes clean and efficient white LED interior lighting illuminates interior for better viewing
- Top-mounted vertical freezer with crescent ice maker, ice bucket and self-closing door
- Close Door Assist System™ gently and automatically closes door
- Panel overlay option features soft-close integrated hinge for a truly flush fit with cabinetry
- Audible and visual alarms signal when door is left ajar to protect food integrity and energy use
- Vacation/Sabbath mode conserves energy during times when the unit is not in use and complies with Star-K requirements
- Height adjustment up to 1" with leveling legs
- Crescent ice maker provides up to 7 lbs of ice in 24 hours
- Automatic defrost
- 4" black adjustable toe kick
- 1-year warranty

Storage Configuration

- (2) half-width cantilever, fully adjustable steel-framed glass shelves
- (1) full-width fixed position white steel-framed glass shelf
- (1) MaxStore™ Utility Bin
- (1) Crescent Ice Bin

Product Dimensions

23⁷/₈" W x 33³/₄" minimum H x 24¹/₁₆" D (including handle)



Ordering Details

Solid Stainless Steel Door, Right Hinge	ML24RIS3RS
Solid Stainless Steel Door, Left Hinge	ML24RIS3LS
Smooth Black Door, Right Hinge	ML24RIS3RB
Smooth Black Door, Left Hinge	ML24RIS3LB
Smooth White Door, Right Hinge	ML24RIS3RW
Smooth White Door, Left Hinge	ML24RIS3LW
Solid Panel Ready Overlay Door, Integrated Right Hinge	ML24RIP4RP
Solid Panel Ready Overlay Door, Integrated Left Hinge	ML24RIP4LP

No panel installation kit required.

Storage Capacity

Refrigerator: Up to 72 12-oz cans
Ice bucket capacity = 13 lbs

Finish/Door Options



Stainless Steel Black White Wood Overlay (Panel Ready)

Ordering Details

Solid Stainless Steel Door, Right Hinge	ML24RFS2RS
Solid Stainless Steel Door, Left Hinge	ML24RFS2LS
Smooth Black Door, Right Hinge	ML24RFS2RB
Smooth Black Door, Left Hinge	ML24RFS2LB
Smooth White Door, Right Hinge	ML24RFS2RW
Smooth White Door, Left Hinge	ML24RFS2LW
Solid Panel Ready Overlay Door, Integrated Right Hinge	ML24RFP3RP
Solid Panel Ready Overlay Door, Integrated Left Hinge	ML24RFP3LP

No panel installation kit required.

24" Marvel High-Efficiency Gallery Single Zone Wine Cellar

Model # ML24WSG1**

The artful way to showcase your wine collection

Premium Features

- Dynamic Cooling Technology™ delivers rapid cooldown and the industry's best temperature stability
- Three display racks with Vibration Neutralization System™ protect wine from vibration
- MARVEL Intuit™ Integrated Controls provide precise temperature management from 40°F to 65°F
- Two-stage, soft white theatre-style LED lighting and midnight black interior
- Thermal-efficient cabinet ensures optimum food preservation and energy efficiency while maximizing capacity
- Tinted, UV-resistant dual pane glass door protects wine from damaging ultra-violet light
- Natural maple shelf fronts are stainable to match cabinetry
- Roller-glide shelf system
- Close Door Assist System™ gently and automatically closes door
- Audible and visual alarms signal when door is left ajar to protect wine integrity and energy use
- Vacation/Sabbath mode conserves energy during times when the unit is not in use and complies with Star-K requirements
- Sleek stainless steel door, designer handle and adjustable black toe grill
- Height adjustment up to 1" with leveling legs
- Up to 2x more efficient than leading competitors
- 4" black adjustable toe kick
- Vibration Neutralization System™ protects wine from agitation
- 1-year warranty

Storage Capacity

Up to 27 bottles total
Accommodates magnum bottle storage

Storage Configuration

- (1) 5-bottle gallery roller-glide display wine racks
- (2) 7-bottle gallery roller-glide display wine racks
- (1) 8-bottle roller-glide wine rack

Product Dimensions

23⁷/₈" W x 33³/₄" minimum H x 25⁵/₈" D
(including handle)

Finish/Door Options



Stainless Steel



Ordering Details

Stainless Steel Frame Glass Door, Right Hinge	ML24WSG1RS
Stainless Steel Frame Glass Door, Left Hinge	ML24WSG1LS





24" Marvel High-Efficiency Dual Zone Wine Cellar

Model # ML24WD****

Premium Features

- Our wine storage solution provides two separate and independently controlled temperature compartments for red and white wine. Store and serve reds in the top between 55°F and 62°F and whites in the bottom between 45° and 55° degrees
- Dynamic Cooling Technology™ delivers rapid cooldown and the industry's best temperature stability
- MARVEL Intuit™ Integrated Controls provide precise temperature management from 45°F to 62°F, allowing you to specifically set cabinet temperature to your preference
- Two-stage, soft white theatre-style LED lighting and midnight black interior
- Vibration Neutralization System™ protects wine from agitation
- Three-quarter extension roller-glide shelf system prevents jarring
- Thermal-efficient cabinet ensures optimum wine preservation and energy efficiency while maximizing capacity
- Tinted, UV-resistant dual pane glass door protects wine from damaging ultra-violet light
- Natural maple shelf fronts are stainable to match cabinetry
- Close Door Assist System™ gently and automatically closes door
- Panel overlay option features soft-close integrated hinge for a truly flush fit with cabinetry
- Sleek stainless steel door, designer handle and 4"adjustable black toe grill

Storage Capacity

Up to 40 bottles total

Storage Configuration

Upper zone: (3) 8-bottle roller-glide wine racks
Lower zone: (1) 8-bottle roller-glide wine rack and (2) 4-bottle half depth roller-glide wine racks

Product Dimensions

23⁷/₈" W x 33⁷/₈" minimum H x 25⁵/₈" D (including handle)

Finish/Door Options



Stainless Steel



Black



Wood Overlay (Panel Ready)



Ordering Details

Stainless Frame Glass Door, Right Hinge	ML24WDG2RS
Stainless Frame Glass Door, Left Hinge	ML24WDG2LS
Smooth Black Frame Glass Door, Right Hinge	ML24WDG2RB
Smooth Black Frame Glass Door, Left Hinge	ML24WDG2LB
Panel Overlay Frame Glass Door, Integrated Right Hinge	ML24WDF3RP
Panel Overlay Frame Glass Door, Integrated Left Hinge	ML24WDF3LP

No panel installation kit required.

- Audible and visual alarms signal when door is left ajar to protect wine integrity and energy use
- Vacation/Sabbath mode conserves energy during times when the unit is not in use and complies with Star-K requirements
- Height adjustment up to 1" with leveling legs
- Up to 2x more efficient than leading competitors
- 1-year warranty



24" Marvel High-Efficiency Single Zone Wine Cellar

Model # ML24WS****

Premium Features

- Dynamic Cooling Technology™ delivers rapid cooldown and the industry's best temperature stability
- MARVEL Intuit™ Integrated Controls provide precise temperature management from 40°F to 65°F
- Vibration Neutralization System™ protects wine from vibration
- Thermal-efficient cabinet ensures optimum wine preservation and energy efficiency while maximizing capacity
- Tinted, UV-resistant dual pane glass door protects wine from damaging ultra-violet light
- Two-stage, soft white theatre-style LED lighting and midnight black interior
- Natural maple shelf fronts are stainable to match cabinetry
- Three-quarter extension roller-glide shelf system prevents jarring
- Close Door Assist System™ gently and automatically closes door
- Panel overlay option features soft-close integrated hinge for a truly flush fit with cabinetry
- Audible and visual alarms signal when door is left ajar to protect wine integrity and energy use
- Vacation/Sabbath mode conserves energy during times when the unit is not in use and complies with Star-K requirements
- Sleek stainless steel door, designer handle and adjustable black toe grill
- Height adjustment up to 1" with leveling legs
- Up to 2x more efficient than leading competitors
- 4" black adjustable toe kick
- 1-year warranty

Storage Capacity

Up to 45 bottles total

Storage Configuration

(1) 5-bottle gallery display wine rack
(5) 8-bottle roller-glide wine racks

Ordering Details

Stainless Frame Glass Door, Right Hinge	ML24WSG2RS
Stainless Frame Glass Door, Left Hinge	ML24WSG2LS
Smooth Black Frame Glass Door, Right Hinge	ML24WSG2RB
Smooth Black Frame Glass Door, Left Hinge	ML24WSG2LB
Panel Overlay Frame Glass Door, Integrated Right Hinge	ML24WSF3RP
Panel Overlay Frame Glass Door, Integrated Left Hinge	ML24WSF3LP
Solid Panel Overlay Ready Door, Integrated Right Hinge	ML24WSP3RP
Solid Panel Overlay Ready Door, Integrated Left Hinge	ML24WSP3LP

No panel installation kit required.

Finish/Door Options



Stainless Steel



Black



Wood Overlay (Panel Ready)

Product Dimensions

23⁷/₈" W x 33³/₄" minimum H x 24¹/₁₆" D (including handle)



15" Marvel High Efficiency Single Zone Wine Cellar

Model # ML15WS****

Premium Features

- Dynamic Cooling Technology™ delivers rapid cooldown and the industry's best temperature stability
- MARVEL Intuit™ Integrated Controls provide precise temperature management from 40°F to 65°F
- Vibration Neutralization System™ protects wine from agitation
- Two-stage, soft white theatre-style LED lighting and midnight black interior
- Thermal-efficient cabinet ensures optimum food preservation and energy efficiency while maximizing capacity
- Tinted, UV-resistant dual pane glass door protects wine from damaging ultra-violet light
- Natural maple shelf fronts are stainable to match cabinetry
- Three-quarter extension roller-glide shelf system prevents jarring
- Close Door Assist System™ gently and automatically closes door
- Panel overlay option features soft-close integrated hinge for a truly flush fit with cabinetry
- Audible and visual alarms signal when door is left ajar to protect wine integrity and energy use
- Vacation/Sabbath mode conserves energy during times when the unit is not in use
- Sleek stainless steel door and designer handle
- Height adjustment up to 1" with leveling legs
- Filler kit available for 18" wide opening, see page 58
- Up to 2x more efficient than leading competitors
- 4" black adjustable toe kick
- 1-year warranty

Finish/Door Options



Stainless Steel Black Wood Overlay (Panel Ready)

15" Marvel Standard Efficiency Single Zone Wine Cellar

Model # 30WCM****

Premium Features

- MARVEL Prime™ Controls allow you to set cabinet temperature from 40°F to 65°F
- Tinted, UV-resistant glass protects wine from damaging ultra-violet light
- Thermal-efficient cabinet ensures optimum food preservation and energy efficiency while maximizing capacity
- Tinted, UV-resistant dual pane glass door protects wine from damaging ultra-violet light
- White incandescent display lighting and midnight black interior
- Natural maple shelf fronts are stainable to match cabinetry
- Close Door Assist System™ gently and automatically closes door
- Sleek stainless steel door, designer handle and adjustable black toe grill
- Height adjustment up to 1" with leveling legs
- Filler kit available for 18" wide opening, see page 58
- 4" black adjustable toe kick
- Vibration Neutralization System™ protects wine from agitation
- 1-year warranty

Storage Capacity

23 bottles total

Storage Configuration

(5) 4-bottle rollout wine racks
(1) 3-bottle wine cradle


Product Dimensions

14¾" W x 33¾" minimum H x 24⅙" D (including handle)

Finish/Door Options



Stainless Steel



Wine Cellars

Ordering Details

Stainless Frame Glass Door, Right Hinge	ML15WSG1RS
Stainless Frame Glass Door, Left Hinge	ML15WSG1LS
Smooth Black Frame Glass Door, Right Hinge	ML15WSG1RB
Smooth Black Frame Glass Door, Left Hinge	ML15WSG1LB
Panel Overlay Frame Glass Door, Integrated Right Hinge	ML15WSF2RP
Panel Overlay Frame Glass Door, Integrated Left Hinge	ML15WSF2LP
Solid Panel Overlay Ready Door, Integrated Right Hinge	ML15WSP2RP
Solid Panel Overlay Ready Door, Integrated Left Hinge	ML15WSP2LP

No panel installation kit required.

Storage Capacity

Up to 24 bottles total

Storage Configuration

(6) 4-bottle roller-glide wine racks

Product Dimensions

14¾" W x 33¾" minimum H x 25⅝" D (including handle)

Ordering Details

Stainless Frame Glass Door, Right Hinge	30WCM-BS-G-R
Stainless Frame Glass Door, Left Hinge	30WCM-BS-G-L



Wine Cellars



24" Marvel Standard Efficiency Single Zone Wine Cellar

Model # 61WCM****

Premium Features

- MARVEL Prime™ Controls allow you to set cabinet temperature from 40°F to 65°F
- Thermal-efficient cabinet ensures optimum wine preservation and energy efficiency while maximizing capacity
- Tinted, UV-resistant dual pane glass door protects wine from damaging ultra-violet light`
- White incandescent display lighting and midnight black interior
- Natural maple shelf fronts are stainable to match cabinetry
- Wire wine racks easily pull out to access your collection
- Close Door Assist System™ gently and automatically closes door
- Sleek stainless steel door, designer handle and adjustable black toe grill
- Height adjustment up to 1" with leveling legs
- 4" black adjustable toe kick
- Vibration Neutralization System™ protects wine from agitation
- 1-year warranty

Ordering Details

Stainless Frame Glass Door, Right Hinge	61WCM-BS-G-R
Stainless Frame Glass Door, Left Hinge	61WCM-BS-G-L

Storage Capacity

Up to 45 bottles total

Storage Configuration

- (1) 7-bottle display wine rack
- (4) 8-bottle rollout wine racks
- (1) 6-bottle wine cradle

Product Dimensions

23⁷/₈" W x 33³/₄" minimum H x 24¹/₄" D (including handle)

Finish/Door Options



Stainless Steel

30" Marvel Standard Efficiency Single Zone Wine Cellar

Model # 8SWCE****

Premium Features

- MARVEL Prime™ Controls allow you to set cabinet temperature from 40°F to 65°F
- Thermal-efficient cabinet ensures optimum wine preservation and energy efficiency while maximizing capacity
- Tinted, UV-resistant dual pane glass door protects wine from damaging ultra-violet light
- White incandescent display lighting and midnight black interior
- Natural maple shelf fronts are stainable to match cabinetry
- Roller-glide shelf system
- Close Door Assist System™ gently and automatically closes door
- Sleek stainless steel door, designer handle and adjustable black toe grill
- Vibration Neutralization System™ protects wine from agitation
- 4" black adjustable toe kick

Storage Capacity

Up to 68 bottles total

Shelving Configuration

- (6) 10-bottle rollout wine racks
- (1) 8-bottle wine cradle

Product Dimensions

29⁷/₈" W x 33³/₄" minimum H x 24¹/₆" D (including handle)

Finish/Door Options



Stainless Steel Black

Wood Overlay (Panel Ready)



Ordering Details

Stainless Frame Glass Door, Right Hinge	8SWCE-BS-G-R
Stainless Frame Glass Door, Left Hinge	8SWCE-BS-G-L
Stainless Frame Glass Door with Lock, Right Hinge	8SWCE-BS-G-LR
Stainless Frame Glass Door with Lock, Left Hinge	8SWCE-BS-G-LL
Black Frame Glass Door, Right Hinge	8SWCE-BB-G-R
Black Frame Glass Door, Left Hinge	8SWCE-BB-G-L
Panel Overlay Frame Glass Door, Integrated Right Hinge	8SWCE-BD-R
Panel Overlay Frame Glass Door, Integrated Left Hinge	8SWCE-BD-L

No panel installation kit required.

The quietest, clearest ice machine brand

Meet the only *high-efficiency gourmet ice machine* that

produces crystal-clear ice by the pound — without disturbing the peace

15" Marvel Clear™ Ice Machine

Model # 30iM****

Premium Features

- Produces up to 34 lbs of clear ice in 24 hours and stores up to 30 lbs
- Ice cutter ensures consistent cube size and shape
- Sound-buffering ice deflector greatly reduces cube impact noise
- High efficiency, low maintenance condenser design for built-in zero clearance installations
- Equipped with cleaning mode
- Ice scoop included
- Available with or without factory-installed drain pump
- Close Door Assist System™ gently and automatically closes door
- Height adjustment up to 1" with leveling legs
- Filler kit available for 18" wide opening, see page 58
- 4" black adjustable toe kick
- 1-year warranty



Storage Capacity

Up to 30 lbs of clear ice

Product Dimensions

14 $\frac{7}{8}$ " W x 33 $\frac{3}{4}$ " minimum H x 25 $\frac{5}{8}$ " D (including handle)

Accessories

16-oz Ice Machine Sanitizer (see page 58)

4-oz Ice Machine Cleaner (see page 58)

Finish/Door Options



Stainless Steel White

Black

Wood Overlay (Panel Ready)



Ordering Details

NO FACTORY-INSTALLED DRAIN PUMP

Solid Stainless Door, Right Hinge	30iMT-BS-F-R
Solid Stainless Door, Left Hinge	30iMT-BS-F-L
Solid Black Door, Right Hinge	30iMT-BB-F-R
Solid Black Door, Left Hinge	30iMT-BB-F-L
Solid White Door, Right Hinge	30iMT-WW-F-R
Solid White Door, Left Hinge	30iMT-WW-F-L
Solid Panel Overlay Ready Door, Stainless Handle, Integrated Right Hinge	30iMT-BB-O-R
Solid Panel Overlay Ready Door, Stainless Handle, Integrated Left Hinge	30iMT-BB-O-L

WITH FACTORY-INSTALLED DRAIN PUMP

Solid Stainless Door, Right Hinge	30iMT-BS-F-R-P
Solid Stainless Door, Left Hinge	30iMT-BS-F-L-P
Solid Black Door, Right Hinge	30iMT-BB-F-R-P
Solid Black Door, Left Hinge	30iMT-BB-F-L-P
Solid White Door, Right Hinge	30iMT-WW-F-R-P
Solid White Door, Left Hinge	30iMT-WW-F-L-P
Solid Panel Overlay Ready Door, Stainless Handle, Integrated Right Hinge	30iMT-BB-O-R-P
Solid Panel Overlay Ready Door, Stainless Handle, Integrated Left Hinge	30iMT-BB-O-L-P

No panel installation kit required.

15" Marvel Crescent Ice Machine

Model # 25iM****

Premium Features

- Produces up to 7 lbs of crescent ice in 24 hours and stores up to 15 lbs
- No pump or drain required
- Removable ice bucket for easy servicing and cleaning
- Close Door Assist System™ gently and automatically closes door
- Height adjustment up to 1" with leveling legs
- Filler kit available for 18" wide opening, see page 58
- 1-year warranty
- 4" black adjustable toe kick

Storage Capacity

Up to 15 lbs of crescent ice

Product Dimensions

14 $\frac{7}{8}$ " W x 33 $\frac{3}{4}$ " minimum H x 25 $\frac{5}{8}$ " D (including handle)




Ordering Details

Solid Stainless Door, Right Hinge	25iM-BS-F-R
Solid Stainless Door, Left Hinge	25iM-BS-F-L
Solid Black Door, Stainless Handle, Right Hinge	25iM-BB-F-R
Solid Black Door, Stainless Handle, Left Hinge	25iM-BB-F-L
Solid White Door, Stainless Handle, Right Hinge	25iM-WW-F-R
Solid White Door, Stainless Handle, Left Hinge	25iM-WW-F-L
Solid Panel Overlay Ready Door, Integrated Right Hinge	25iM-BB-O-R
Solid Panel Overlay Ready Door, Integrated Left Hinge	25iM-BB-O-L

No panel installation kit required.

Finish/Door Options



Stainless Steel

Black

White

Wood Overlay (Panel Ready)

24" Marvel Beer Dispensers

(Built-in and Mobile)

Model # ML24B*****

Premium Features

- Dynamic Cooling Technology™ delivers rapid cooldown and the industry's best temperature stability
- MARVEL Intuit™ Integrated Controls ensure precise temperature management from 34°F to 46°F
- Integrated drain system keeps spillage under control and removable components make for easier cleaning
- Low Boy coupler makes it easier to store, tap and swap out tall barrels
- Secure CO₂ tank storage area and drain basin
- Close Door Assist System™ gently and automatically closes door
- Panel overlay option features soft-close integrated hinge for a truly flush fit with cabinetry

- Audible and visual alarms signal when door is left ajar to protect food integrity and energy use
- Drain pan and hose, 5 lb. CO₂ tank, connectors, regulator and interior floor shield included
- Height adjustment up to 1" with leveling legs
- Built-in and mobile models available with single or twin tap
- All models feature a double insulated stainless steel tower
- 1-year warranty

Storage Capacity

Stores half kegs, tall quarter kegs, pony kegs, sixth barrels, Cornelius kegs, growlers, bottles or cans

Storage Configuration

(2) stow-on-board, commercial-grade stainless steel shelves convert unit to a full refrigerator to store perishables

Product Dimensions

23⁷/₈" W x 33³/₄" minimum H x 25 ⁵/₈" D (including handle)

Finish/Door Options



Stainless Steel Black Wood Overlay (Panel Ready)



Mobile model features locking casters, stainless steel mug rail and matching designer handle on a classic black cabinet

Ordering Details	
SINGLE TAP, MOBILE	
Solid Black Door, Stainless Handle Single Tap, Right Hinge	ML24BSSMRB
TWIN TAP, MOBILE	
Solid Black Door, Stainless Handle, Twin Tap, Right Hinge	ML24BTSMRB
SINGLE TAP, BUILT-IN	
Solid Black Door, Right Hinge	ML24BSS2RB
Solid Black Door, Left Hinge	ML24BSS2LB
Solid Stainless Steel Door, Right Hinge	ML24BSS2RS
Solid Stainless Steel Door, Left Hinge	ML24BSS2LS
Solid Panel Overlay Ready Door, Integrated Right Hinge	ML24BSP3RP
Solid Panel Overlay Ready Door, Integrated Left Hinge	ML24BSP3LP
TWIN TAP, BUILT-IN	
Solid Stainless Steel Door, Right Hinge	ML24BTS2RS
Solid Stainless Steel Door, Left Hinge	ML24BTS2LS
Solid Panel Overlay Ready Door, Integrated Right Hinge	ML24BTP3RP
Solid Panel Overlay Ready Door, Integrated Left Hinge	ML24BTP3LP

No panel installation kit required.



Double-insulated tower reduces foam on pour and prevents condensation



Half Barrel



Tall Quarter Barrel or Pony Keg with Beverage Storage



Two Sixth Barrels or Cornelius Kegs



Full Beverage Storage

The World's Most Versatile Beer Dispenser

Low Profile Series

ADA Height

We offer models ideal for ADA-height* installations, universal design applications and areas with limited space or thick flooring. Marvel is a leading choice of world-class sports and entertainment venues, hotels, hospitals and medical facilities, and other premium commercial installations across America.

Low Profile Series

Low Profile Series

"These units are bulletproof! We purchased 500 of Marvel's refrigerators when cell phones were still bricks, and they are still in excellent running condition today!"

-Andrew Trichak, Chief Engineer of JW Marriott

*Americans with Disabilities Act



24" MARVEL Low Profile Beverage Refrigerator ADA Height

Model # MA24BRG3**



Certified to meet ENERGY STAR® requirements

VERSATILE 3-IN-1 SYSTEM:
Store more food, wine and beverages

Premium Features

- Dynamic Cooling Technology™ delivers rapid cooldown and the industry's best temperature stability
- 60/40 Split Convertible Shelf™— cantilevered glass shelving, wine rack with a Vibration Neutralization System™ or both configurations all in one
- Low profile, ADA compliant height allows for universal installation applications, both commercial and residential
- MARVEL Intuit™ Integrated Controls ensure precise real-time temperature management from 34°F to 42°F
- Two-stage, soft white theatre-style LED lighting and midnight black interior
- Tall item storage: Half-width interior shelf allows for high-clearance vertical storage
- MaxStore™ roller-glide clear utility bin provides maximum volume to effectively store large, bulky or loose items
- Thermal-efficient cabinet ensures optimum food preservation and energy efficiency while maximizing capacity
- Tinted, UV-resistant dual pane glass door protects wine from damaging ultra-violet light
- Solid, black-stained maple shelf fronts (natural maple shelf accessories available, see Options & Accessories)
- Close Door Assist System™ gently and automatically closes door
- Audible and visual alarms signal when door is left ajar to protect food integrity and energy use
- Vacation/Sabbath mode conserves energy during times when the unit is not in use and complies with Star-K requirements
- Height adjustment up to 1" with leveling legs
- Lock to protect your contents
- Sleek stainless steel door and designer handle
- 4" black adjustable toe kick
- 1-year warranty

Ordering Details

Stainless Frame, Glass Door With Lock, Right Hinge	MA24BRG3RS
Stainless Frame, Glass Door With Lock, Left Hinge	MA24BRG3LS

Storage Capacity

Up to 7 wine bottles
Up to (95) 12-oz cans

Storage Configuration

- (1) full-width 60/40 Split Convertible Shelf™ steel-framed glass shelf
- (1) half-width cantilevered steel-framed glass shelf
- (1) fixed steel-framed glass shelf

Product Dimensions

23 $\frac{3}{8}$ " W x 31 $\frac{1}{8}$ " H x 25 $\frac{5}{8}$ " D (including handle)



Finish/Door Options

Stainless Steel



24" Marvel Low Profile Beverage Center ADA Height

Model # MA24BCG1**



Certified to meet ENERGY STAR® requirements

Premium Features

- Dynamic Cooling Technology™ delivers rapid cooldown and the industry's best temperature stability
- FreshFlo™ commercial-grade cantilevered steel shelves are perforated to allow cool air to efficiently circulate throughout the cabinet.
- Low profile, ADA height allows for universal installation applications, both commercial and residential
- MARVEL Intuit™ Integrated Controls ensure precise temperature management from 34°F to 42°F
- Thermal-efficient cabinet ensures optimum food preservation and energy efficiency while maximizing capacity
- Tinted, UV-resistant dual pane glass door protects wine from damaging ultra-violet light
- Two-stage, soft white theatre-style LED lighting and midnight black interior

Storage Capacity

Up to (95) 12-oz cans or (18) wine bottles

Storage Configuration

- (2) cantilevered, full-width FreshFlo™ black commercial-grade shelves

Product Dimensions

23 $\frac{3}{8}$ " W x 31 $\frac{1}{8}$ " H x 25 $\frac{5}{8}$ " D (including handle)

- Close Door Assist System™ gently and automatically closes door
- Door lock to protect contents
- Audible and visual alarms signal when door is left ajar to protect food integrity and energy use
- Vacation/Sabbath mode conserves energy during times when the unit is not in use and complies with Star-K requirements
- Height adjustment up to 1" with leveling legs
- 4" black adjustable toe kick
- 1-year warranty

Finish/Door Options



Stainless Steel



Ordering Details

Stainless Frame Glass Door, Right Hinge	MA24BCG1RS
Stainless Frame Glass Door, Left Hinge	MA24BCG1LS

24" Marvel Low Profile All Refrigerator

ADA Height

Model # MA24RA****

Premium Features

- Dynamic Cooling Technology™ delivers rapid cooldown and the industry's best temperature stability
- Low profile, ADA height allows for universal installation applications, both commercial and residential
- MARVEL Intuit™ Integrated Controls ensure precise temperature management from 34°F to 42°F
- MaxStore™ roller-glide clear utility bin provides maximum volume to effectively store large, bulky or loose items
- Tall item storage: Half-width interior shelf and extra door storage allows for high-clearance vertical storage
- Pristine arctic white interior easily wipes clean and efficient white LED lighting illuminates interior for better viewing
- Close Door Assist System™ gently and automatically closes door
- Panel overlay option features soft-close integrated hinge for a truly flush fit with cabinetry
- Door lock to protect contents
- Audible and visual alarms signal when door is left ajar to protect food integrity and energy use
- Vacation/Sabbath mode conserves energy during times when the unit is not in use and complies with Star-K requirements

Storage Capacity

Up to (118) 12-oz cans

Storage Configuration

- (1) full-width and (1) half-width cantilevered, fully adjustable white steel-framed glass shelves
- (1) fixed white steel-framed glass shelf

Product Dimensions

23⁷/₈" W x 31¹/₈" H x 25⁵/₈" D (including handle)

Finish/Door Options



Stainless Steel Black White Wood Overlay (Panel Ready)



- Height adjustment up to 1" with leveling legs
- 4" black adjustable toe kick
- 1-year warranty



Ordering Details

Solid Stainless Steel Door, Right Hinge	MA24RAS2RS
Solid Stainless Steel Door, Left Hinge	MA24RAS2LS
Smooth White Door, Right Hinge	MA24RAS2RW
Smooth White Door, Left Hinge	MA24RAS2LW
Smooth Black Door, Right Hinge	MA24RAS2RB
Smooth Black Door, Left Hinge	MA24RAS2LB
Solid Panel Overlay Door, Integrated Right Hinge	MA24RAP3RP
Solid Panel Overlay Door, Integrated Left Hinge	MA24RAP3LP

No panel installation kit required.

24" MARVEL Low Profile All Refrigerator

ADA Height

Model # MA24RAS1**

Premium Features

- Dynamic Cooling Technology™ delivers rapid cooldown and the industry's best temperature stability
- Low profile, ADA height allows for universal installation applications, both commercial and residential
- MARVEL Intuit™ Controls ensures precise temperature management from 34°F to 42°F
- Flat interior door allows for full-depth storage
- FreshFlo™ commercial-grade steel shelves are perforated to allow cool air to efficiently circulate throughout the cabinet
- Pristine arctic white interior easily wipes clean and efficient white LED lighting illuminates interior for better viewing
- Close Door Assist System™ gently and automatically closes door
- Door lock to protect contents
- Audible and visual alarms signal when door is left ajar to protect food integrity and energy use
- Vacation/Sabbath mode conserves energy during times when the unit is not in use and complies with Star-K requirements
- Height adjustment up to 1" with leveling legs
- 4" black adjustable toe kick
- Sleek stainless steel door and designer handle
- 1-year warranty

Ordering Details

Solid Stainless Steel Door, Right Hinge	MA24RAS1RS
Solid Stainless Steel Door, Left Hinge	MA24RAS1LS

Storage Capacity

Up to (190) 12-oz cans

Storage Configuration

(2) cantilever, fully adjustable FreshFlo™ white commercial-grade steel shelves

Product Dimensions

23⁷/₈" W x 31¹/₈" H x 25⁵/₈" D (including handle)

Finish/Door Options



Stainless Steel

15" Marvel Low Profile Clear Ice™ Machine ADA Height

Model # 30iMAT****

Premium Features

- Produces up to 34 lbs of clear ice in 24 hours and stores up to 30 lbs
- Stainless steel ice cutter ensures consistent cube size and shape
- Sound-buffering ice deflector greatly reduces cube impact noise
- Low profile, ADA height allows for universal installation applications, both commercial and residential
- High efficiency, low maintenance condenser design for built-in zero clearance installations
- Equipped with cleaning mode
- Insulated thermal-efficient cabinet
- Frost-free technology ensures you'll never have to manually defrost the unit
- Ice scoop included
- Available with or without factory-installed drain pump
- Close Door Assist System™ gently and automatically closes door
- Panel overlay option features soft-close integrated hinge for a truly flush fit with cabinetry
- Height adjustment up to 1" with leveling legs
- 4" black adjustable toe kick
- 1-year warranty

Storage Capacity

Up to 30 lbs of clear ice

Product Dimensions

14 7/8" W x 31 1/8" H x 25 5/8" D (including handle)

Accessories

- 16-oz Ice Machine Sanitizer (see page 58)
- 4-oz Ice Machine Cleaner (see page 58)

Finish/Door Options



Stainless Steel Black White Wood Overlay (Panel Ready)

Ordering Details

NO FACTORY-INSTALLED DRAIN PUMP	
Solid Stainless Door, Right Hinge	30iMAT-BS-F-R
Solid Stainless Door, Left Hinge	30iMAT-BS-F-L
Solid Panel Overlay Ready Door, Stainless Handle, Integrated Right Hinge	30iMAT-BB-O-R
Solid Panel Overlay Ready Door, Stainless Handle, Integrated Left Hinge	30iMAT-BB-O-L
Solid Black Door, Right Hinge	30iMAT-BB-F-R
Solid Black Door, Left Hinge	30iMAT-BB-F-L
Solid White Door, Right Hinge	30iMAT-WW-F-R
Solid White Door, Left Hinge	30iMAT-WW-F-L
WITH FACTORY-INSTALLED DRAIN PUMP	
Solid Stainless Door, Right Hinge	30iMAT-BS-F-R-P
Solid Stainless Door, Left Hinge	30iMAT-BS-F-L-P
Solid Black Door, Right Hinge	30iMAT-BB-F-R-P
Solid Black Door, Left Hinge	30iMAT-BB-F-L-P
Solid White Door, Right Hinge	30iMAT-WW-F-R-P
Solid White Door, Left Hinge	30iMAT-WW-F-L-P
Solid Panel Overlay Ready Door, Stainless Handle, Integrated Right Hinge	30iMAT-BB-O-R-P
Solid Panel Overlay Ready Door, Stainless Handle, Integrated Left Hinge	30iMAT-BB-O-L-P

No panel installation kit required.



15" Marvel Low Profile Crescent Ice Machine ADA Height

Model # MA15CRS1**

Premium Features

- Produces up to 7 lbs of crescent ice in 24 hours and stores up to 15 lbs
- Low profile, ADA height allows for universal installation applications, both commercial and residential
- No pump or drain required. Includes 20' non-kink drain hose and clamp
- Insulated thermal-efficient cabinet
- Removable ice bucket for easy cleaning
- Close Door Assist System™ gently and automatically closes door
- 4" black adjustable toe kick
- 1-year warranty

Ordering Details

Solid Stainless Door, Right Hinge	MA15CRS1-RS
Solid Stainless Door, Left Hinge	MA15CRS1-LS

Storage Capacity

Up to 15 lbs of crescent ice

Product Dimensions

14 7/8" W x 31 1/8" H x 25 5/8" D (including handle)

Finish/Door Options



Stainless Steel





24" Stacking Kits

Low Profile Ice Machines

15" Marvel Compact Crescent Ice Machine

Model # 15iM****

Premium Features

- Produces up to 7 lbs of crescent ice in 24 hours and stores up to 15 lbs
- No pump or drain required
- Compact dimensions for countertop or freestanding use
- Insulated thermal-efficient cabinet
- Removable ice bucket for easy cleaning
- Close Door Assist System™ gently and automatically closes door
- 1-year warranty

Ordering Details

Solid Stainless Door, Right Hinge	15iM-BS-F-R
Solid Stainless Door, Left Hinge	15iM-BS-F-L
Solid Black Door, Stainless Handle, Right Hinge	15iM-BB-F-R
Solid Black Door, Stainless Handle, Left Hinge	15iM-BB-F-L

Storage Capacity

Up to 15 lbs of crescent ice

Product Dimensions

14¾" W x 24¼" H x 25⅝" D (including handle)

Finish/Door Options



Stainless Steel



Black



Make maximum use of your kitchen space by going vertical. We specially designed our models to stack in 24" configurations. With the Marvel stacking kit, you can mix and match any 24" Marvel model to your ideal combination. Wine and all refrigeration, and beverage storage—anything is possible.

Ordering Details

Stacking Kit	Model Number
24" Stainless Steel - Right Hinge	42249096
24" Stainless Steel - Left Hinge	42249095
24" Black - Right Hinge	42249098
24" Black - Left Hinge	42249097
24" White - Right Hinge	42249100
24" White - Left Hinge	42249099



Stainless Steel


Black

White

Wood Overlay
(Panel Ready)

Array of Finishes to Match Your Décor

Whether it's framed glass or a solid door style you fancy, there are a variety of finish options to mesh with your kitchen design: stainless steel, smooth high-gloss black or white steel, or wood overlay, available with either a left or right hand door swing.




GENERAL ACCESSORIES

1. Marvel Designer Handle, Stainless Steel 42242939
2. Marvel Designer Handle, Black 42248084
3. Marvel Designer Handle, White 42245085
4. Low Profile ADA Door Handle, Stainless 42246320
5. 15" Professional Style Toe Grill, Stainless Right, 4224911 Left, 42249110
6. 24" Professional Style Toe Grill, Stainless Right, 42249109 Left, 42248108
7. LED Interior Light Bulb, Soft Blue 42219106
8. LED Interior Light Bulb, Soft White 42249105

INSTALLATION ACCESSORIES

9. 18" Stainless Steel Filler Kit 42242833
10. 18" Black Filler Kit 42242832
11. 18" White Filler Kit 42242831
12. 24" Stainless Steel Stacking Kit Right Hinge - 42249096 Left Hinge - 42249095
13. 24" Black Stacking Kit Right Hinge - 42249098 Left Hinge - 42249097
14. 24" White Stacking Kit Right Hinge - 42249100 Left Hinge - 42249099



SHELVING ACCESSORIES

15. Full-width Flat Shelf, Black Stained Maple Fronts
16. Half-width Flat Shelf, Black Stained Maple Fronts
17. Full-width Flat Shelf, Natural Maple Shelf Front
18. Half-width Flat Shelf, Natural Maple Shelf Fronts
19. 7-bottle Display Shelf, Natural Maple Shelf Fronts

WINE CELLAR ACCESSORIES

20. Humidrawer™ Cigar Compartment (Available for 61WCM model only)

ICE MACHINE ACCESSORIES

21. Ice Machine Cleaner, 4 oz. Bottle 541013789
22. Ice Machine Sanitizer, 16 oz. Bottle 541013790
23. Drain Pump 42248890

DRAWER ACCESSORIES

24. Marvel Designer Drawer Handle, Stainless Steel 42245819
25. Marvel Designer Drawer Handle, Black 42245820
26. Marvel Professional Drawer Handle, Stainless Steel 42245821

KEG DISPENSER ACCESSORIES

27. Twin Tap Dispenser Kit 42249103
28. Single Tap Dispenser Kit 42249104
29. C₀₂ Tank - Empty 42249028
30. Built-in Drain System Kit 42242374
31. Tap Cleaning Kit 42242373
32. Drip Tray 42242399
33. Interior Floor Shield 42242400
34. Casters Set of 4 42249107
35. Vinyl Cover for Model with Dispenser Tower 42243155
36. Vinyl Cover for Model without Dispenser Tower 42243156

Specifications: Marvel Professional

	Beverage Centers		Refrigerators		Dual Zone Wine Cellar
Model Number	MP24BR	MP15BC	MP24RAS3	MP24RD	MP24WD
Width	23 7/8"	14 7/8"	23 7/8"	23 7/8"	23 7/8"
Interior Finish	Black	Black	Black	Stainless Steel	Black
Capacity	Up to 20 wine bottles Up to 162 12-oz cans	Up to 5 wine bottles Up to 35 12-oz cans	Up to 190 12-oz cans	Up to 108 12-oz cans	Up to 20 wine bottles Up to 162 12-oz cans
Shelving System	Side Mount Bottle shape wire	Side Mount Bottle shape wire	Cantilever	NA	Side Mount Bottle shape wire
Shelf Fronts	Stainless Steel	Stainless Steel	Stainless Steel	NA	Stainless Steel
Other Storage	MaxStore™ Utility Bin		MaxStore™ Utility Bin		
Interior Lighting	2 LED Pods	2 LED Pods	2 LED Pods	1 LED Pod per drawer	2 LED Pods
Toe Grill Finish	Stainless Steel	Stainless Steel	Stainless Steel	Stainless Steel	Stainless Steel
Hinge	Soft Close Integrated Hinge	Soft Close Integrated Hinge	Soft Close Integrated Hinge	Soft Close Integrated Hinge	Soft Close Integrated Hinge
Handle	Professional	Professional	Professional	Professional	Professional
Control Type	Intuit™	Intuit™	Intuit™	Intuit™	Intuit™
Temperature Range	34° - 42° F	34° - 42° F	34° - 42° F	34° - 42° F	34° - 42° F
Lock	Yes	Yes	Yes	Yes	Yes
Electrical Requirements	120V / 60Hz / 15A	120V / 60Hz / 15A	120V / 60Hz / 15A	120V / 60Hz / 15A	120V / 60Hz / 15A
Length of Power Cord	5'	5'	5'	5'	5'
Product Dimensions	23 7/8" W x 33 3/4" H x 21 1/2" D	14 7/8" W x 33 3/4" H x 21 1/2" D	23 7/8" W x 33 3/4" H x 21 1/2" D	23 7/8" W x 33 3/4" H x 21 1/2" D	23 7/8" W x 33 3/4" H x 21 1/2" D
Depth to Front of Door	23 23/32"	23 23/32"	23 23/32"	23 23/32"	23 23/32"
Depth to Handle	26 1/4"	26 1/4"	26 1/4"	26 1/4"	26 1/4"
Depth with door at 90°	46 13/32"	37 13/32"	46 13/32"	46 13/32"	46 13/32"
Shipping Weight	160 lbs	125 lbs	160 lbs	160 lbs	160 lbs
Finishes	SS, O	SS, O	SS	SS, O	SS, O
Vacation / Sabbath Mode	Yes	Yes	Yes	Yes	Yes
Agency Approvals	CSA	CSA	CSA	CSA	CSA

	Single Zone Wine Cellars		Ice Machines
Model Number	MP15WS	MP24WS	MPRO30iMT
Width	14 7/8"	23 7/8"	14 3/4"
Interior Finish	Black	Black	White
Capacity	Up to 24 wine bottles	Up to 48 wine bottles	Up to 30lbs of clear ice
Shelving System	Side Mount - Bottle shape wire	Side Mount - Bottle shape wire	NA
Shelf Fronts	Stainless Steel	Stainless Steel	NA
Other Storage			NA
Interior Lighting	1 Blue LED Pod	2 Blue LED Pods	NA
Toe Grill Finish	Stainless Steel	Stainless Steel	Stainless Steel
Hinge	Soft Close Integrated Hinge	Soft Close Integrated Hinge	Classic Hinge
Handle	Professional	Professional	Professional
Control Type	Intuit™	Intuit™	NA
Temperature Range	40° - 65° F	40° - 65° F	NA
Lock	Yes	Yes	NA
Electrical Requirements	120V / 60Hz / 15A	120V / 60Hz / 15A	120V / 60Hz / 15A
Length of Power Cord	5'	5'	5'
Product Dimensions	14 7/8" W x 33 3/4" H x 21 1/2" D	23 7/8" W x 33 3/4" H x 21 1/2" D	14 3/4" W x 33 3/4" H x 21 1/2" D
Depth to Front of Door	23 23/32"	23 23/32"	23 3/4"
Depth to Handle	26 1/4"	26 1/4"	26"
Depth with door at 90°	37 13/32"	46 1/4"	37 1/16"
Shipping Weight	125 lbs	160 lbs	127 lbs
Finishes	SS, O	SS, O	SS
Vacation / Sabbath Mode	Yes	Yes	NA
Agency Approvals	CSA	CSA	CSA

Finish Legend
 SS = Stainless Steel
 B = Black
 W = White
 O = Wood Overlay

Specifications: Marvel

	Beverage Centers				Refrigerated Drawers
Model Number	ML24BR	ML24BCG1	ML15BC	ML24BCG0	ML24RD
Width	23 7/8"	23 7/8"	14 7/8"	23 7/8"	23 7/8"
Interior Finish	Black	Black	Black	Black	White
Capacity	Up to 7 wine bottles Up to 162 12-oz cans	Up to 18 wine bottles or up to 162 12-oz cans	Up to 5 wine bottles or up to 35 12-oz cans	Up to 18 wine bottles or up to 162 12-oz cans	Up to 108 12-oz cans
Shelving System	Cantilever	Cantilever	Cantilever	Cantilever	NA
Shelf Fronts	Black painted maple	Black painted maple	Black painted maple	Black painted maple	NA
Other Storage	MaxStore™ Utility Bin	60/40 Split Shelf	NA	NA	NA
Interior Lighting	2 White LED Pods	2 White LED Pods	1 White LED Pod	2 White LED Pods	1 White LED Pod per drawer
Toe Grill Finish	Black	Black	Black	Black	Black
Hinge	Classic Hinge	Classic Hinge	Classic Hinge	Classic Hinge	NA
Handle	Designer	Designer	Designer	Designer	Designer
Control Type	Intuit™	Intuit™	Intuit™	Intuit™	Intuit™
Temperature Range	34° - 42° F	34° - 42° F	NA	34° - 42° F	34° - 42° F
Lock	NA	NA	NA	NA	NA
Electrical Requirements	120V / 60Hz / 15A	120V / 60Hz / 15A	120V / 60Hz / 15A	120V / 60Hz / 15A	120V / 60Hz / 15A
Length of Power Cord	5'	5'	5'	5'	5'
Product Dimensions	23 7/8" W x 33 3/4" H x 21 1/2" D	23 7/8" W x 33 3/4" H x 21 1/2" D	14 7/8" W x 33 3/4" H x 21 1/2" D	23 7/8" W x 33 3/4" H x 21 1/2" D	23 7/8" W x 33 3/4" H x 21 1/2" D
Depth to Front of Door	23 23/32"	23 23/32"	23 23/32"	23 23/32"	23 23/32"
Depth to Handle	25 5/8"	25 5/8"	25 5/8"	25 5/8"	25 5/8"
Depth with door at 90°	46 13/32"	46 13/32"	37 1/16"	46 13/32"	29 5/32"
Shipping Weight	160 lbs	160 lbs	125 lbs	160 lbs	160 lbs
Finishes	SS, B, O	SS	SS, B, O	SS	SS, B, O
Vacation / Sabbath Mode	Yes	Yes	NA	Yes	Yes
Agency Approvals	CSA	CSA	CSA	CSA	CSA

	Refrigerators				
Model Number	ML15RA	ML24RA	ML24RAS1	ML24RF	ML24RI
Width	14 7/8"	23 7/8"	23 7/8"	23 7/8"	23 7/8"
Interior Finish	White	White	White	White	White
Capacity	Up to 48 12-oz cans	up to 100 12-oz cans	up to 190 12-oz cans	up to 72 12-oz cans	up to 72 12-oz cans Ice Bucket capacity = 13 lbs
Shelving System	Cantilever	Cantilever	Cantilever	Cantilever	Cantilever
Shelf Fronts	Black painted maple	Black painted maple	Black painted maple	Black painted maple	Black painted maple
Other Storage	NA	MaxStore™ Utility Bin	NA	MaxStore™ Utility Bin Freezer	MaxStore™ Utility Bin Ice Bucket
Interior Lighting	2 White LED Pods	2 White LED Pods	2 White LED Pods	1 White LED Pod	1 White LED Pod
Toe Grill Finish	Black	Black	Black	Black	Black
Hinge	Classic Hinge	Classic Hinge	Classic Hinge	Classic Hinge	Classic Hinge
Handle	Designer	Designer	Designer	Designer	Designer
Control Type	Intuit™	Intuit™	Intuit™	Intuit™	Intuit™
Temperature Range	34° - 42° F	34° - 42° F	34° - 42° F	Refrigerator: 34° - 42° F Freezer: -10° - 6° F	Refrigerator: 34° - 42° F Freezer: -10° - 6° F
Lock	NA	NA	NA	NA	NA
Electrical Requirements	120V / 60Hz / 15A	120V / 60Hz / 15A	120V / 60Hz / 15A	120V / 60Hz / 15A	120V / 60Hz / 15A
Length of Power Cord	5'	5'	5'	5'	5'
Product Dimensions	14 7/8" W x 33 3/4" H x 21 1/2" D	23 7/8" W x 33 3/4" H x 21 1/2" D	23 7/8" W x 33 3/4" H x 21 1/2" D	23 7/8" W x 33 3/4" H x 21 1/2" D	23 7/8" W x 33 3/4" H x 21 1/2" D
Depth to Front of Door	23 23/32"	23 23/32"	23 23/32"	23 23/32"	23 23/32"
Depth to Handle	25 5/8"	25 5/8"	25 5/8"	25 5/8"	25 5/8"
Depth with door at 90°	37 1/16"	46 13/32"	46 13/32"	46 13/32"	46 13/32"
Shipping Weight	125 lbs	160 lbs	160 lbs	160 lbs	160 lbs
Finishes	SS, B, W, O	SS, B, W, O	SS	SS, B, W, O	SS, B, W, O
Vacation / Sabbath Mode	Yes	Yes	Yes	Yes	Yes
Agency Approvals	CSA	CSA	CSA	CSA	CSA

Specifications: Marvel

	Wine Cellars				
Model Number	ML24WSG1	ML24WD	ML24WS	ML15WS	30WCM
Width	23 7/8"	23 7/8"	23 7/8"	14 3/4"	14 3/4"
Interior Finish	Black	Black	Black	Black	Black
Capacity	Up to 27 wine bottles	Up to 40 wine bottles 24 Upper zone 16 Lower zone	Up to 45 wine bottles	Up to 24 wine bottles	Up to 23 wine bottles
Shelving System	Side mount - tray	Side mount - tray	Side mount - tray	Side mount - tray	Side mount - tray
Shelf Fronts	Black painted maple	Black painted maple	Black painted maple	Black painted maple	Black painted maple
Other Storage	2 Roll out 7 bottle display racks 1 roll-out 5 bottle display rack	NA	1 roll-out 5 bottle display rack	NA	2 Roll out 7 bottle display racks 1 roll-out 5 bottle display rack
Interior Lighting	2 White LED Pods	2 White LED Pods	2 White LED Pods	2 White LED Pods	1 incandescent bulb
Toe Grill Finish	Black	Black	Black	Black	Black
Hinge	Classic Hinge	Classic Hinge	Classic Hinge	Classic Hinge	Classic Hinge
Handle	Designer	Designer	Designer	Designer	Designer
Control Type	Intuit™	Intuit™	Intuit™	Intuit™	Marvel Prime™
Temperature Range	40° - 65° F	45° - 62° F	40° - 65° F	40° - 65° F	40° - 65° F
Lock	NA	NA	NA	NA	NA
Electrical Requirements	120V / 60Hz / 15A	120V / 60Hz / 15A	120V / 60Hz / 15A	120V / 60Hz / 15A	120V / 60Hz / 15A
Length of Power Cord	5'	5'	5'	5'	5'
Product Dimensions	23 7/8" W x 33 3/4" H x 21 1/2" D	23 7/8" W x 33 3/4" H x 21 1/2" D	23 7/8" W x 33 3/4" H x 21 1/2" D	14 3/4" W x 33 3/4" H x 21 1/2" D	14 3/4" W x 33 3/4" H x 21 3/16" D
Depth to Front of Door	23 23/32"	23 23/32"	23 23/32"	23 23/32"	23 3/4"
Depth to Handle	25 5/8"	25 5/8"	25 5/8"	25 5/8"	25 7/32"
Depth with door at 90°	46 13/32"	46 13/32"	46 13/32"	37 1/16"	37"
Shipping Weight	160 lbs	160 lbs	160 lbs	125 lbs	121 lbs
Finishes	SS	SS, B, O	SS, B, O	SS, B, O	SS
Vacation / Sabbath Mode	Yes	Yes	Yes	Yes	Yes
Agency Approvals	CSA	CSA	CSA	CSA	CSA

	Wine Cellars		Ice Machines		Beer Dispenser
Model Number	61WCM	8SWCE	30iMT	25iM	ML24B
Width	23 7/8"	29 7/8"	14 3/4"	14 3/4"	23 7/8"
Interior Finish	Black	Black	White	White	White
Capacity	Up to 45 wine bottles	Up to 68 wine bottles	Up to 30lbs of clear ice	Up to 15lbs of crescent ice	Half kegs, tall quarter kegs, pony kegs, sixth barrels, cornelius kegs, growlers, bottles /cans
Shelving System	Side mount - tray	Side mount - tray	NA	NA	Drop in place
Shelf Fronts	Natural Maple	Natural Maple	NA	NA	Stainless Steel
Other Storage	NA	NA	NA	NA	Drain pan, CO2 tank, hoses, regulator, floor shield
Interior Lighting	1 incandescent bulb	1 incandescent bulb	NA	NA	NA
Toe Grill Finish	Black	Black	Stainless Steel	Stainless Steel	Black
Hinge	Classic Hinge	Classic Hinge	Classic Hinge	Classic Hinge	Classic Hinge
Handle	Designer	Designer	Designer	Designer	Designer
Control Type	Marvel Prime™	Marvel Prime™	NA	NA	Intuit™
Temperature Range	40° - 65° F	40° - 65° F	NA	NA	34° - 46° F
Lock	NA	NA	NA	NA	NA
Electrical Requirements	120V / 60Hz / 15A	120V / 60Hz / 15A	120V / 60Hz / 15A	120V / 60Hz / 15A	120V / 60Hz / 15A
Length of Power Cord	5'	5'	5'	5'	5'
Product Dimensions	23 7/8" W x 33 3/4" H x 22" D	29 7/8" W x 33 3/4" H x 22" D	14 3/4" W x 33 3/4" H x 21 1/2" D	14 3/4" W x 33 3/4" H x 20 1/2" D	23 7/8" W x 33 3/4" H x 21 1/2" D
Depth to Front of Door	24 1/4"	24 1/16"	23 3/4"	22 3/4"	23 23/32"
Depth to Handle	26"	26"	25 1/2"	25 1/2"	25 5/8"
Depth with door at 90°	47"	52 31/32"	37 1/16"	37 1/16"	46 13/32"
Shipping Weight	145 lbs	191 lbs	160 lbs	127 lbs	160 lbs
Finishes	SS	SS, B, O	SS, B, W, O	SS, B, W, O	SS, B
Vacation / Sabbath Mode	NA	NA	NA	NA	NA
Agency Approvals	CSA	CSA	CSA	CSA	CSA
Energy Consumption Average Per Year	NA	NA	NA	NA	NA

Specifications: Marvel Low Profile

	Refrigerator	Beverage Centers			Ice Machines
Model Number	MA24BRG3	MA24BCG1	MA24RA	MA24RAS1	30iMAT
Width	23 7/8"	23 7/8"	23 7/8"	23 7/8"	14 3/4"
Interior Finish	Black	Black	White	White	White
Capacity	Up to 27 wine bottles Up to 95 12-oz cans	Up to 18 wine bottles or up to 95 12-oz cans	Up to 100 12-oz cans	Up to 190 12-oz cans	Up to 30lbs of clear ice
Shelving System	Cantilever	Cantilever	Cantilever	Cantilever	NA
Shelf Fronts	Stainless Steel	Stainless Steel	Stainless Steel	Stainless Steel	NA
Other Storage	MaxStore™ Utility Bin 60/40 split Convertible Shelf™	MaxStore™ Utility Bin	MaxStore™ Utility Bin	NA	NA
Interior Lighting	2 White LED Pods	2 White LED Pods	2 White LED Pods	2 White LED Pods	NA
Toe Grill Finish	Black	Black	Black	Black	Black
Hinge	Classic Hinge	Classic Hinge	Classic Hinge	Classic Hinge	Classic Hinge
Handle	Designer	Designer	Designer	Designer	Designer
Control Type	Intuit™	Intuit™	Intuit™	Intuit™	NA
Temperature Range	34° - 42° F	34° - 42° F	34° - 42° F	34° - 42° F	NA
Lock	NA	NA	NA	NA	NA
Electrical Requirements	120V / 60Hz / 15A	120V / 60Hz / 15A	120V / 60Hz / 15A	120V / 60Hz / 15A	120V / 60Hz / 15A
Length of Power Cord	5'	5'	5'	5'	5'
Product Dimensions	23 7/8" W x 31 1/8" H x 21 1/2" D	23 7/8" W x 31 1/8" H x 21 1/2" D	23 7/8" W x 31 1/8" H x 21 1/2" D	23 7/8" W x 31 1/8" H x 21 1/2" D	14 3/4" W x 31 1/8" H x 21 1/2" D
Depth to Front of Door	23 23/32"	23 23/32"	23 23/32"	23 23/32"	23 3/4"
Depth to Handle	25 5/8"	25 5/8"	25 5/8"	25 5/8"	25 5/8"
Depth with door at 90°	46 13/32"	46 13/32"	46 13/32"	46 13/32"	37 1/16"
Shipping Weight	160 lbs	160 lbs	160 lbs	160 lbs	120 lbs
Finishes	SS	SS	SS, B, W, O	SS	SS, B, W, O
Vacation / Sabbath Mode	Yes	Yes	Yes	Yes	NA
Agency Approvals	CSA	CSA	CSA	CSA	CSA

	Ice Machines	
Model Number	MA15CRS1	15iM
Width	14 7/8"	14 7/8"
Interior Finish	White	White
Capacity	Up to 15lbs of crescent ice	Up to 15lbs of crescent ice
Shelving System	NA	NA
Shelf Fronts	NA	NA
Other Storage	NA	NA
Interior Lighting	NA	NA
Toe Grill Finish	Black	Black
Hinge	Classic Hinge	Classic Hinge
Handle	Designer	Designer
Control Type	NA	NA
Temperature Range	NA	NA
Lock	NA	NA
Electrical Requirements	120V / 60Hz / 15A	120V / 60Hz / 15A
Length of Power Cord	5'	5'
Product Dimensions	14 7/8" W x 31 1/8" H x 21 1/2" D	14 3/4" W x 24 3/4" H x 21 1/2" D
Depth to Front of Door	23 5/8"	22 1/4"
Depth to Handle	25 1/2"	25 1/2"
Depth with door at 90°	37 1/16"	37 1/16"
Shipping Weight	120 lbs	90 lbs
Finishes	SS	SS
Vacation / Sabbath Mode	NA	NA
Agency Approvals	CSA	CSA

Finish Legend
 SS = Stainless Steel
 B = Black
 W = White
 O = Wood Overlay



Overlay Panels

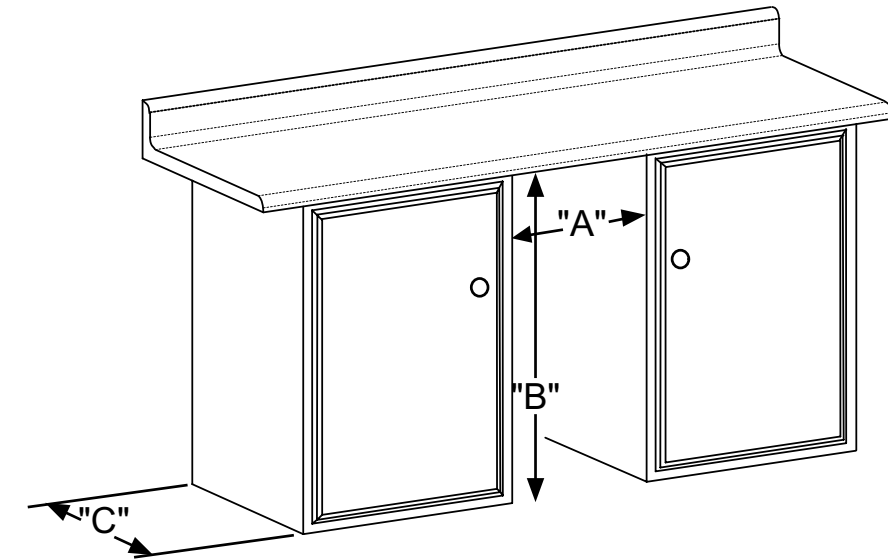
No Kit Required: Easy Installation - No Extra Parts Required

For complete specifications and installation instructions, please visit www.marvelrefrigeration.com

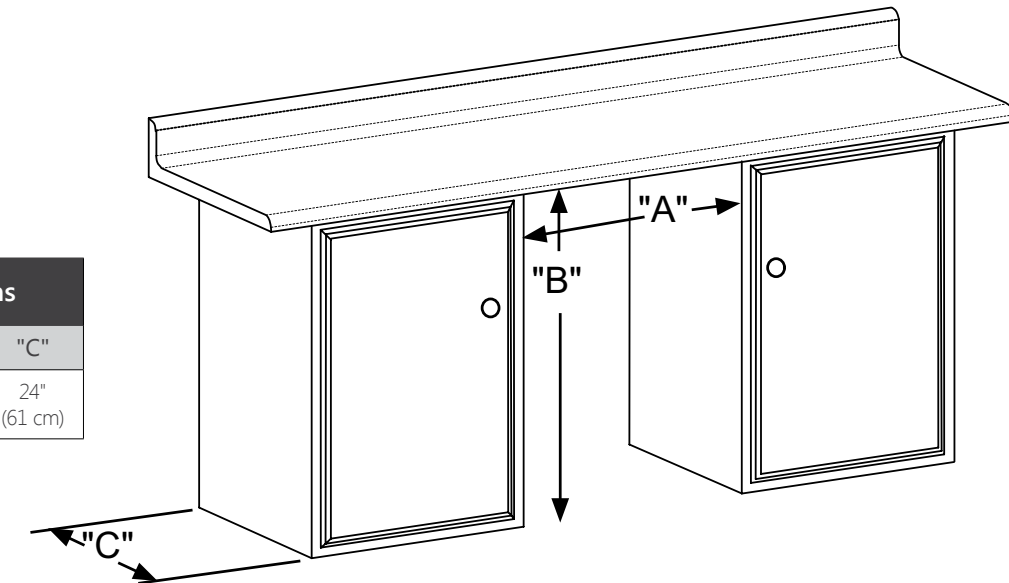
Installation Specifications

For complete specifications and installation instructions, please visit www.marvelrefrigeration.com

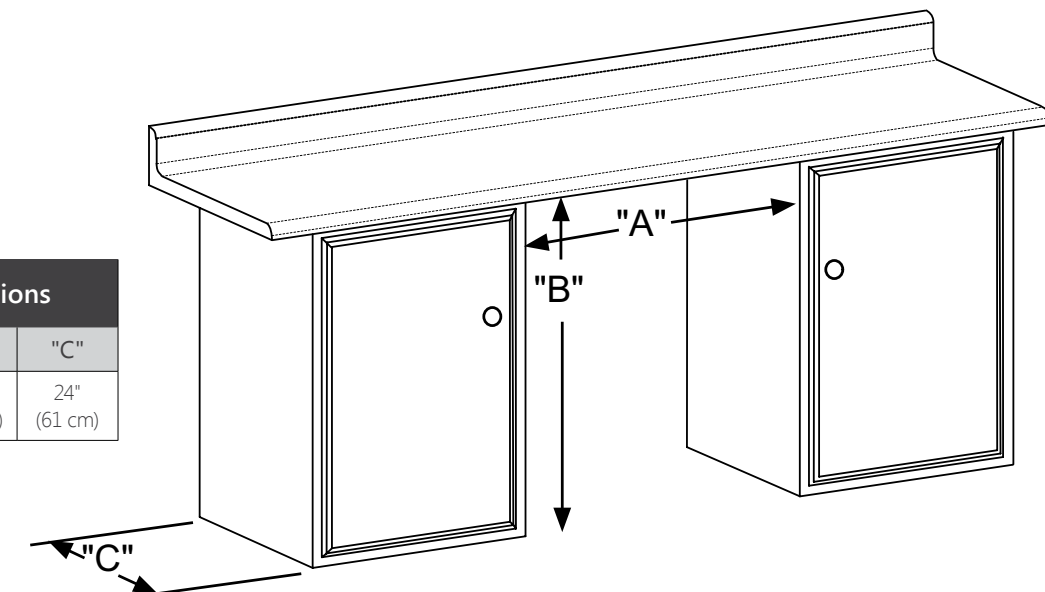
15" Rough-In Dimensions		
"A"	"B"	"C"
15" (38.1 cm)	34" to 35" (86.4 cm to 88.9 cm)	24" (61 cm)



24" Rough-In Dimensions		
"A"	"B"	"C"
24" (61 cm)	34" to 35" (86.4 cm to 88.9 cm)	24" (61 cm)



30" Rough-In Dimensions		
"A"	"B"	"C"
30" (76.2 cm)	34" to 35" (86.4 cm to 88.9 cm)	24" (61 cm)





24" Marvel Beverage Refrigerator with 24" Marvel All Refrigerator



24" Marvel Beverage Refrigerator with 15" Marvel Clear Ice™ Machine



15" Marvel Beverage Center with 15" Marvel Single Zone Wine Cellar

Other quality-crafted Marvel products

MARVEL is a leading premium source for all your refrigeration solutions. In addition to our latest breakthrough indoor undercounter line, we also offer an extensive array of other premium refrigeration products to complement your entire home. Choose from full-size refrigerators and wine storage in counter-depth and custom built-in sizes, and both indoor and outdoor undercounter refrigerators, ice machines, and beer dispensers.

All share the MARVEL commitment to superior fit and finish and long-lasting performance.






When you choose MARVEL, you're choosing over 120 years of handcrafted quality and leading innovation in the luxury refrigeration business. You're choosing American products, and most importantly, you're choosing the best undercounter refrigeration technology available on the market.

Expert technicians proudly build every Marvel model right here in our beautiful state of Michigan. Our new design was fueled by insights given to us by real homeowners and leading designers that use the product to ensure we deliver the styling and functionality that you want for your home. Our quality standards are what drive the performance the industry has come to expect from Marvel.

AGA MARVEL is committed to building a quality product in an environmentally friendly manner. Our processes are tightly controlled and closely monitored. We have achieved certifications in ISO 9001 for quality assurance, ISO 14001 for environmental management, and OHSAS 18001 for occupational health and safety from Lloyd's Register Quality Assurance.



1890s

Ranney ice box production begins in Greenville, MI



1932

Marvel was founded when the company began making undercounter ice boxes

1952

Marvel introduces premium undercounter wine storage and beverage center

1965

Marvel's first foamed in place refrigerator is developed



1991

Introduces the first stainless steel interior and glass door built-in refrigerator for residential use

2001

Marvel introduces first black interior for wine cellars and beverage centers



2002

We invent the world's largest capacity unit, the 72" wide built-in refrigerator freezer.



2014

AGA MARVEL unveils the industry's leading line of ENERGY STAR® rated undercounter products



AGA MARVEL

World. Class. Living.

AGA

With a rich, professional and catering heritage, AGA cast iron ranges have a cooking solution for even the most discriminating home chef. Whether it's the new sleek and slim AGA City 24, the versatile energy efficient gas AGA Dual Control or the iconic AGA Total Control, there's an AGA for every home kitchen to suite your lifestyle.



MARVEL

MARVEL is the premium wine and food preservation leader. Choose from counter depth and custom built-in refrigerators, an amazing collection of wine storage units, and both indoor and outdoor undercounter refrigerators, ice machines, and beer dispensers. All share the MARVEL commitment to superior fit and finish and long-lasting performance.



Heartland

The Heartland Classic gas, electric and dual fuel ranges, refrigerators, dishwashers and wood cookstoves are based on the legendary Oval wood cookstove first built in 1925. Heartland's nostalgic beauty, craftsmanship, attention to detail and modern performance features deliver a truly unique kitchen experience.



La Cornue

The choice of culinary artists the world over, La Cornue's famous ranges and vaulted ovens, rotisseries, and cabinetry are found in only the finest kitchens. The Chateau Series, hand-made to order in La Cornue's atelier just outside Paris, is available in over 8,000 configurations. The CornuFé and the new 1908 are designed for the La Cornue enthusiast with a more modest budget.



AGA MARVEL
www.agamarvel.com

United States
AGA MARVEL
1260 E Van Deine Street
Greenville, MI 48838
800-223-3900

Canada
AGA MARVEL - SOFA Galleries
6900 Airport Road, Suite 205
Mississauga, ON L4V 1E8
855-213-2785