

# Magnum

a professional performer

# Professional Collection

- under cabinet rangehood
- professional styling
- 600 cfm PRO motor
- 2 halogen lights for 24"
- 3 halogen lights for 30" and 36"
- 3 speed control
- integrated control panel
- stainless steel baffle filters
- convertible to recirculating\*
- **New Ductless Kit Available**
- easy mounting system
- sone range: 3.5 - 6.5
- 6" round duct

\* it is highly recommended that professional style cooking always be vented to the outside.



## FABER

The Magnum is an excellent replacement hood for your updated pro cooking. Installs easily to the bottom of your cabinet. Now recirculating filtered air back into your kitchen has never been easier with a new ductless vent grate kit

### Size | Color

24 Stainless  
30 Stainless  
36 Stainless

### Model #

MAGN24SS  
MAGN30SS  
MAGN36SS

### Replacement Charcoal Filters

For recirculating installations, high quality, heavy duty filters ensure the removal of smoke and odors from the kitchen.

### Model #

FILTER1



### a Ductless Vent Grate Kit

c A 4" high stainless steel vent grate which is installed below the cabinet to recirculate the air back into the kitchen when ducting outside is impossible or impractical. Includes the stainless grate, s installation hardware and **charcoal filters**

### Size / Model #

24" / DUCTGRT24  
30" / DUCTGRT30  
36" / DUCTGRT36



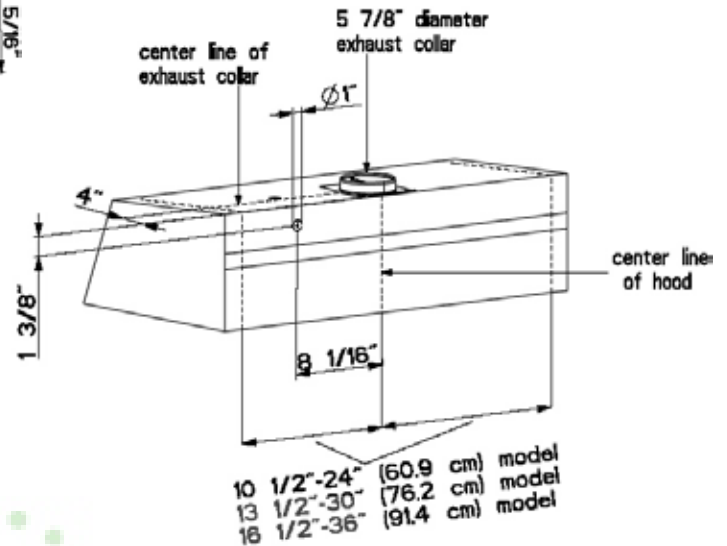
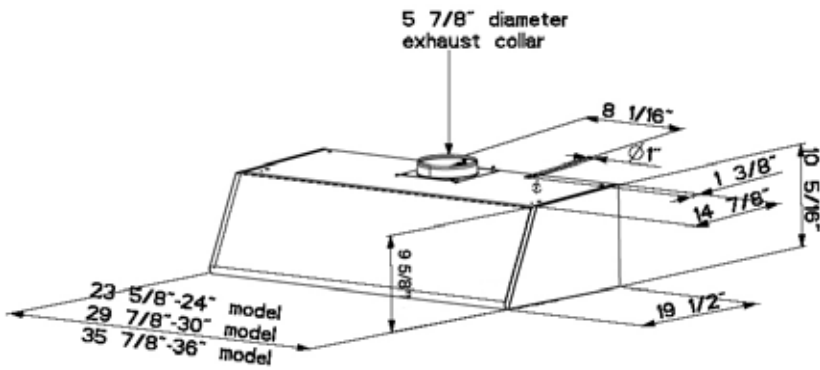
### CFM Reducer Kit

For use in make up air environments where an under 300 cfm hood is required. This kit reduces the ducting to 5" round and reduces the cfm to under 300

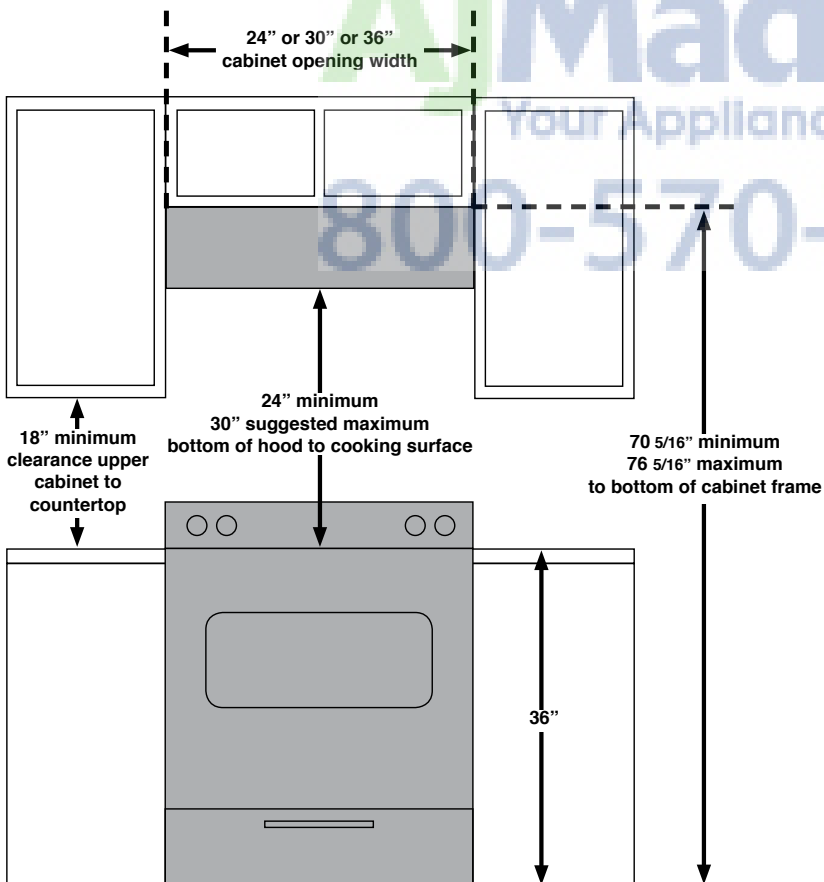
### CFMRED



## Dimensional Diagrams & Electrical Knockouts



**Pre-Planning Your Installation** - Important: Consult the installation instructions before you begin installing this rangehood.



## Pre-Planning Your Ductwork

Important: Consult the installation instructions before you begin installing this rangehood. Make your ductrun as straight and short as possible. The ductrun should not exceed 35 equivalent feet if ducted with the required minimum of 6" round ductwork. Count 45° angles as 3 feet, 90° elbows as 5 feet, and 90° flat elbows as 12 feet.

For best results, use no more than three 90° elbows. Make sure that there is a minimum of 24" of straight duct between elbows if more than one is used. Do not install two elbows together. If you must elbow right away, do it as far away from the hood's exhaust opening as possible.

## Recirculating Installations

IT IS HIGHLY RECOMMENDED THAT PROFESSIONAL STYLE COOKING BE VENTED TO THE OUTSIDE. For installations where ductwork to the outside of your home is impossible or highly impractical **Charcoal Filters**, which attach to the blower assembly, absorb smoke and odors. THE DUCTLESS VENT GRATE KIT INCLUDES CHARCOAL FILTERS AND A 4" HIGH STAINLESS STEEL VENT GRATE TO BRING AIR BACK INTO THE KITCHEN.

**WARNING!** Product specifications are subject to change without notification. Consult the installation instructions before you begin installing this rangehood.