



Standard Features & Accessories

Both models include

- Brass sealed burners with porcelain/cast iron caps and automatic ignition/re-ignition
- One-piece, extremely durable steel top
- Separate spill collection areas; each area holds up to 1-1/2 quarts of liquid spillover
- Grate design provides continuous surface for easy movement of pots
- Durable knobs with childproof, push-to-turn safety feature

30"W. 4B model includes

- Four burners
 - Left front—16,000 BTU high/3,400 BTU low
 - Left rear—12,000 BTU high/1,700 BTU low
 - Right rear—8,000 BTU high/1,200 BTU low
 - Right front—6,000 BTU high/950 BTU low

36"W. 5B model includes

- Five burners
 - Left front—12,000 BTU high/1,700 BTU low
 - Left rear—10,000 BTU high/1,500 BTU low
 - Center—16,000 BTU high/3,400 BTU low
 - Right rear—8,000 BTU high/1,200 BTU low
 - Right front—6,000 BTU high/950 BTU low

Model Options



DGRT301-4B*
30"W. Four-Burner
Rangetop

DGRT361-5B*
36"W. Five-Burner
Rangetop

FINISH DETAILS FOR BOTH MODELS

- Stainless Steel (SS), Black (BK), White (WH).
 - All units except white have black porcelain grates, porcelain burner caps, and knob grips.
- White (WH)
 - Gray porcelain grates, burner caps, and knob grips.

Madison
Your Appliance Authority™
800-570-3355

*Shown throughout with 6"H. backguard. See **Installation Notes & Accessories** for details.

ORDERING INSTRUCTIONS

First specify model number, and then color code (DGRT301-4BSS). If ordering optional LP conversion, specify code at end (DGRT301-4BSSLP).



★ Please see Installation Notes & Accessories for important installation information, including backguard, high-shelf, and Island trim.



Star-K Kosher Certification for use on the Jewish Sabbath or Jewish holidays

Dimensions & Specifications

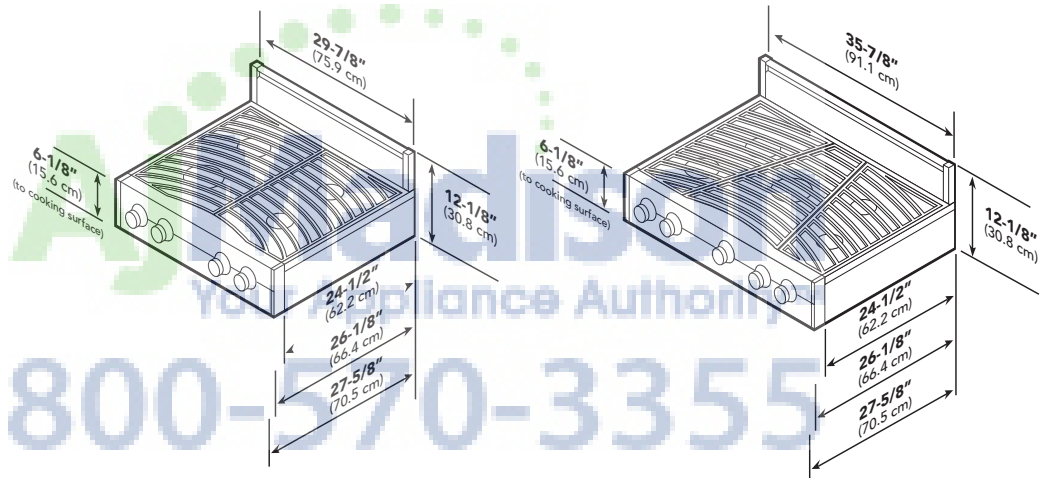
PRODUCT DIMENSIONS



DGRT301-4B
30"W. Four-Burner Rangetop



DGRT361-5B
36"W. Five-Burner Rangetop



30"W. Models

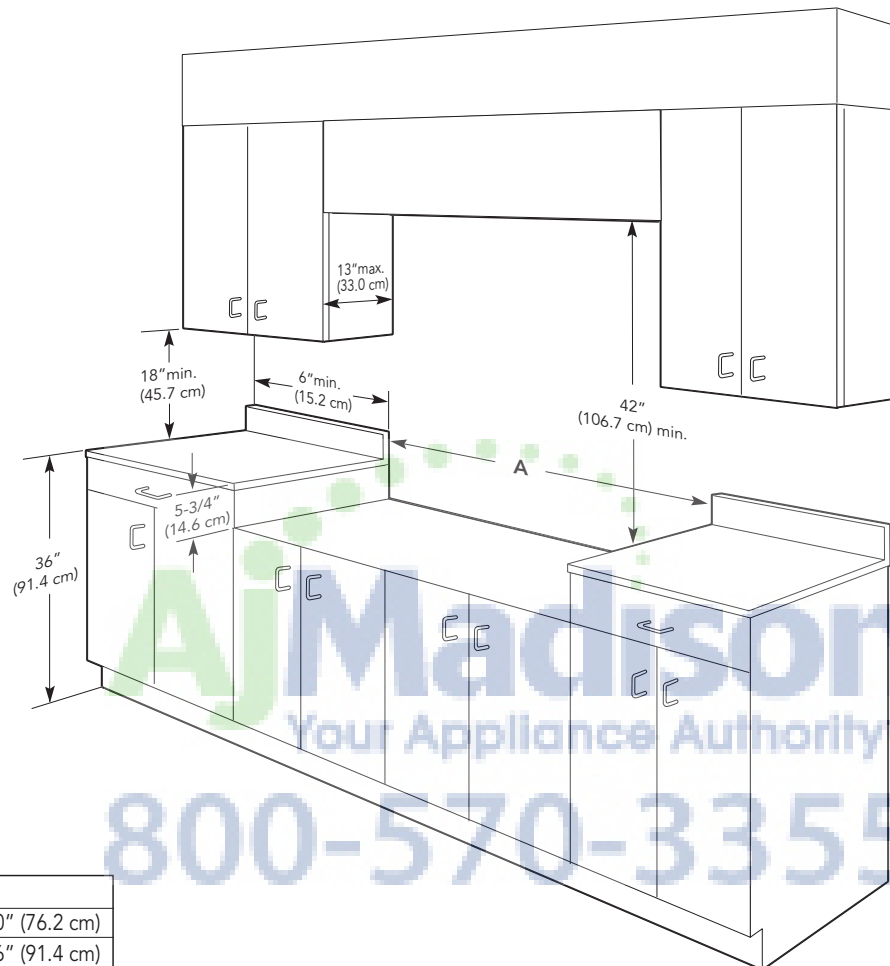
36"W. Models

	DGRT301-4B	DGRT361-5B
Overall width	29-7/8" (75.9 cm)	35-7/8" (91.1 cm) max.
Overall height (from bottom)		
To cooking surface	6-1/8" (15.6 cm)	6-1/8" (15.6 cm)
To top of island trim	6-1/8" (15.6 cm)	6-1/8" (15.6 cm)
To top of 6" backguard	12-1/8" (30.8 cm)	12-1/8" (30.8 cm)
To top of 10" backguard	16-1/8" (41.0 cm)	16-1/8" (41.0 cm)
To top of high shelf	24-1/8" (61.3 cm)	24-1/8" (61.3 cm)
Overall depth (from rear)		
To end of side panel	24-1/2" (62.2 cm)	24-1/2" (62.2 cm)
To end of control panel	26-1/8" (66.4 cm)	26-1/8" (66.4 cm)
To end of knobs	27-5/8" (70.5 cm)	27-5/8" (70.5 cm)



Dimensions & Specifications

CLEARANCE DIMENSIONS



A	
30"	30" (76.2 cm)
36"	36" (91.4 cm)

Minimum clearances from adjacent combustible construction

- Cooking surface and below, i.e., 36" (91.4 cm) and below
 - o Sides—0"
 - o Rear
 - 0" with backguard or high-shelf
 - 0" with island trim and non-combustible rear wall
 - 6" (15.2 cm) with island trim and combustible rear wall.
 - o Top grate support—36" (91.4 cm)
 - Important:** The top grate support **must** be 3/8" (0.95 cm) above the adjacent base cabinet countertop.

- Above cooking surface, i.e., above 36" (91.4 cm)
 - o Sides—6" (15.2 cm)
 - o Within 6" (15.2 cm) side clearance, wall cabinets no deeper than 13" (33.0 cm) must be minimum 18" (45.7 cm) above cooking surface.
- Wall cabinets directly above product must be minimum 42" (106.7 cm) above cooking surface.
- * This minimum height requirement does not apply if a rangehood is installed over the cooking surface.

Do not install two or more units side-by-side.



UTILITY REQUIREMENTS



GAS

- o Shipped natural gas or LP/propane; field convertible with conversion kit (sold separately)
- o Accepts standard residential 1/2" (1.3 cm) ID gas service line
- o Gas manifold pressure
 - o Natural gas 5.0" W.C.P.
 - o LP/Propane 10.0" W.C.P.



ELECTRICAL

- Four-foot (121.9 cm) cord included with rangetop
- 3-wire with ground/3-prong plug
- 120 V/60 Hz
- Max. amp usage—
 - o 2.0 amps



PLUMBING

Not applicable

Installation Requirements

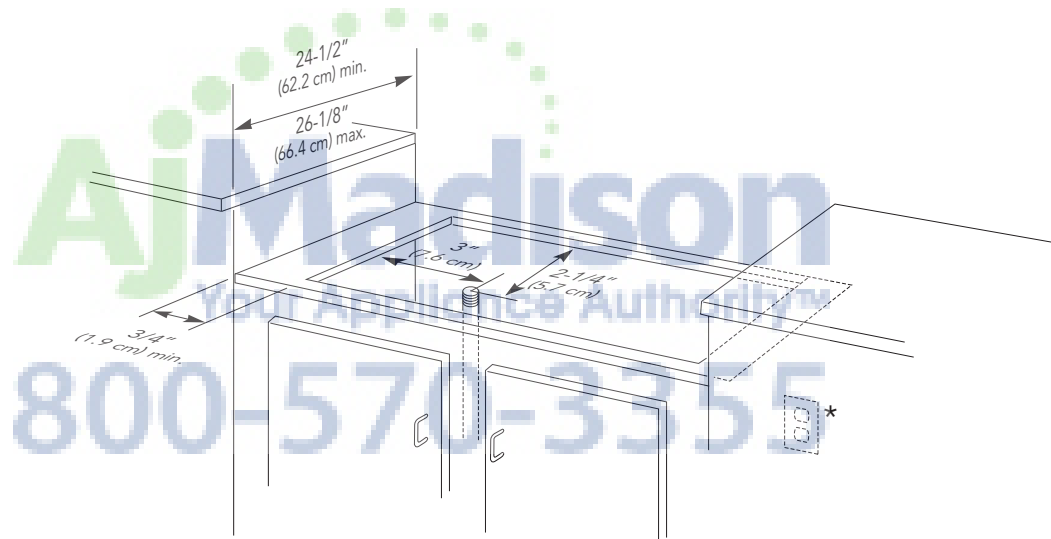
ACCESS REQUIREMENTS



DGRT301-4B
30"W. Four-Burner Rangetop



DGRT361-5B
36"W. Five-Burner Rangetop



*120 VAC/50 Hz within 48" (121.9 cm) of right rear of rangetop.

	DGRT301-4B	DGRT361-5B
Cutout width	30" (76.2 cm)	36" (91.4 cm)
Cutout height	5-3/4" (14.6 cm)**	
Cutout depth	24-1/2" (62.2 cm)	
Surface burner rating		
Left front	16,000 BTU Nat. (4.7 kW)/15,500 BTU LP (4.5 kW)	12,000 BTU Nat. (3.5 kW)/11,500 BTU LP (3.4 kW)
Left rear	12,000 BTU Nat. (3.5 kW)/11,500 BTU LP (3.4 kW)	10,000 BTU Nat. (2.5 kW)/9,500 BTU LP (2.4 kW)
Center		16,000 BTU Nat. (4.7 kW)/15,500 BTU LP (4.5 kW)
Right rear	8,000 BTU Nat. (2.0 kW)/7,500 BTU LP (1.9 kW)	8,000 BTU Nat. (2.0 kW)/7,500 BTU LP (1.9 kW)
Right front	6,000 BTU Nat. (1.5 kW)/5,500 BTU LP (1.4 kW)	6,000 BTU Nat. (1.5 kW)/5,500 BTU LP (1.4 kW)

**Top of grates should be 3/8" (1.0 cm) above countertop.



✪ Installation Notes & Accessories

A backguard, high-shelf, or island trim must be used for all installations.

6"H. Backguard

- Stainless Steel (SS)
- Coordinates with all finishes

Model	Description	Approx. ship wt. lbs. (kg)
DS30BG6	30"W. backguard	14 (6.3)
DS36BG6	36"W. backguard	17 (7.7)

10"H. Backguard

- Stainless Steel (SS)
- Coordinates with all finishes

Model	Description	Approx. ship wt. lbs. (kg)
DS36BG10	36"W. backguard	20 (9.0)

High Shelf

- Stainless Steel (SS)
- Coordinates with all finishes
- Shelf comes attached to a 24"H. backguard

Model	Description	Approx. ship wt. lbs. (kg)
DS30HS24	30"W. high-shelf	45 (20.3)
DS36HS24	36"W. high-shelf	50 (22.5)

Island Trim

- Stainless Steel (SS)
- Coordinates with all finishes
- For island/peninsula installation
- Can replace backguard if wall is non-combustible

Model	Description	Approx. ship wt. lbs. (kg)
DS30TII	30"W. island trim	10 (4.5)
DS36TII	36"W. island trim	11 (5.0)

Countertop Side Trim

- Stainless Steel (SS)
- Coordinates with all finishes
- Installs on side of unit; overlaps countertop
- One pair of trim

Model	Description	Approx. ship wt. lbs. (kg)
DS24CST	Countertop Side Trim	2 (0.9)

Countertop Rear Trim

- Stainless Steel (SS)
- Coordinates with all finishes
- Installs on rear of unit; overlaps countertop

Model	Description	Approx. ship wt. lbs. (kg)
P30CRT	30"W. Countertop Rear Trim	2 (0.9)
P36CRT	36"W. Countertop Rear Trim	2 (0.9)

LP/Propane Conversion Kit

- Allows for field conversion of range from natural gas to LP

Model	Description	Approx. ship wt. lbs. (kg)
LPKPDDF	Natural to LP/propane conversion kit	2 (0.9)

Compliance Information



WARRANTY INFORMATION*

- One-year full warranty—complete product
- Five-year limited warranty—surface burners, griddle burners and grill burners
- Ninety-day limited warranty—cosmetic parts such as glass, painted, and decorative items

* For complete warranty see *Use & Care Guide*. Warranty valid on Viking products shipped within the United States and Canada.

