

20AC 2412

Cooling Capacity	BTU/Hr. @ ARI 80°F – 67° At 52% Relative Humidity	23,500
Dimensions	Width (Inches) Depth (Inches) Height (Inches) Weight (Pounds) Shipping Weight	24 30 45 250 290
Electrical Characteristics	Power Supply (Volts) Power Consumption (Kilowatts) Current Consumption (Amperes) Fuse Size (Amperes) NEMA Plug Configuration Min-max Voltage Power Cord Gauge Power Cord Length (Feet)	208/230/60/1 Phase 2.2 Cooling 12.3 Cooling 20 6-20P 197-253 Volt 14AWG (3 Core) 10
Compressor Characteristics	Compressor Type R 22 charge (Ounces) Operating Conditions: Min-max °F	Hermetic Rotary 40 55°-105°F, 50% RH
Fan Characteristics	Evaporator: Fan Type 6 Speed Air Flow (CFM) High/Low Max. External Static Pressure (Inches Of Water Gauge) Condenser: Fan Type Air Flow (CFM) Max. External Static Pressure (Inches Of Water Gauge)	Reverse Curved 810/680 0.25 Reverse Curved 1100 0.25
Safety Devices	Compressor Overload Relay Fan Motor Protection Anti-freeze Thermostat Automatic Tank Shut-off (Adj. Level) Condensate Tank Capacity (Gallons) High-pressure Switch Compressor Short-cycle Protection Fan Mode Switch Automatic Restart Thermostat	Yes Yes No Yes 5.0 Yes Yes Yes Yes Yes Digital
Miscellaneous Features	Operating Cost (Approximate/Hr.) Humidity Removed @ 60% RH (Gal/Hr.) Accommodates Condensate Pump Sound Level (Db) High/Low Max Evaporator Ducting Length*(Ft.) Max Condenser Ducting Length*(Ft.)	\$0.23 1.7 Yes 64/62 25 50

**Subtract 10 Ft. For Every 90° Bend*

20AC 2412

Power Supply 208/230 volts 60 hertz 1 phase 12.3 amperes

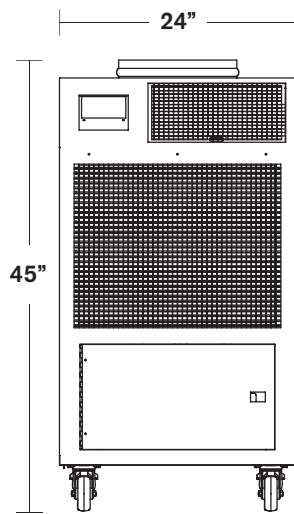
Width 24 inches

Depth 30 inches

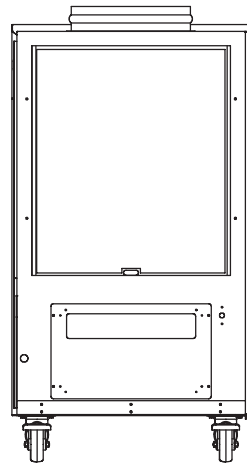
Height 45 inches

Weight (net/shipping) lbs 250/290

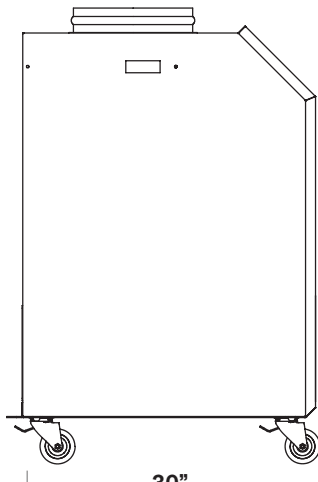
All models are backed by a 12-month warranty with 60 months for the compressor.



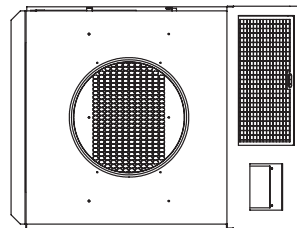
FRONT



BACK



SIDE



TOP

SPOT COOLERS

800.367.8675 • www.spot-coolers.com

Copyright © 2004 Spot Coolers, Inc. All rights reserved.