

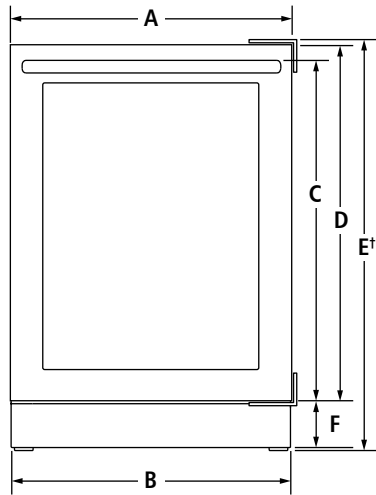
UNDER COUNTER WINE CELLARS

JUW24FRERS, JUW24FLERS – 23⁷/₈" x 34³/₈" x 26" (including handle)

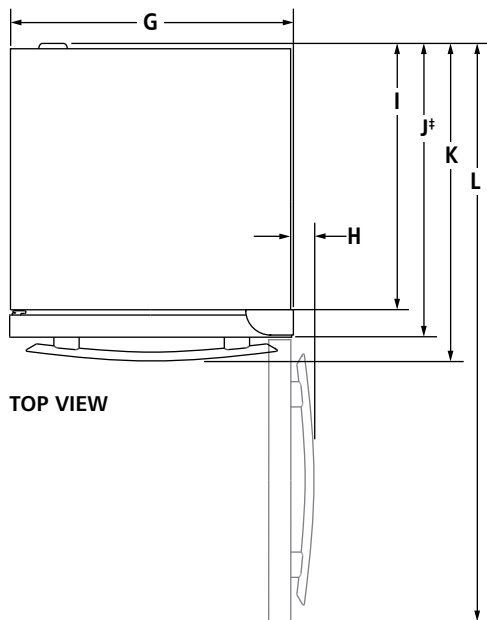
JUW24FRECX, JUW24FLECX – 23⁷/₈" x 34³/₈" x 23⁷/₈"

JUWFR242GM, JUWFL242GM – 23⁷/₈" x 34³/₈" x 26¹/₂" (including handle)

PRODUCT DIMENSIONS



FRONT VIEW



TOP VIEW

MODEL #		JUW24FRERS JUW24FLERS JUW24FRECX JUW24FLECX		JUWFR242GM JUWFL242GM	
		in	cm	in	cm
A	Width of door	23 ³ / ₄	60.3	23 ³ / ₄	60.3
B	Width of grille	23 ³ / ₄	60.3	23 ³ / ₄	60.3
C	Height to top of handle Pro-Style® Stainless*	28 ¹ / ₄	71.7	—	—
	Euro-Style Stainless	28	71.1	—	—
	Noir	—	—	28 ¹ / ₄	71.7
	Custom panel	**	**	—	—
D	Height of door	30 ¹ / ₈	76.6	30 ¹ / ₈	76.6
E†	Height with hinge cover (min.)	34 ³ / ₈	87.4	34 ³ / ₈	87.4
F	Height of grille	3 ³ / ₄	9.4	3 ³ / ₄	9.4
G	Width with hinge cover	23 ⁷ / ₈	60.6	23 ⁷ / ₈	60.6
H	Width from side of wine cellar to handle – door open 90° Pro-Style® Stainless*	2 ⁵ / ₈	6.7	—	—
	Euro-Style Stainless	2 ¹ / ₈	5.3	—	—
	Noir	—	—	2 ³ / ₁₆	5.5
	Custom panel	**	**	—	—
I	Depth without door	21 ⁵ / ₈	55.0	21 ⁵ / ₈	55.0
J‡	Depth with door	23 ⁷ / ₈	60.7	23 ⁷ / ₈	60.7
K	Depth with handle Pro-Style® Stainless*	26 ¹ / ₂	67.3	—	—
	Euro-Style Stainless	26	66.0	—	—
	Noir	—	—	26 ¹ / ₂	67.3
	Custom panel	**	**	—	—
L	Depth with door open 90°	47 ³ / ₄	121.4	47 ³ / ₄	121.4

*Requires optional Pro-Style® Stainless handle kit – W10588599. Each kit includes one Pro-Style® badge and one handle.

**For custom panel models, this depends on handle chosen.

†Add 5/8" (1.6 cm) to the height dimension when leveling legs are fully extended.

‡Includes recommended 3/4" (1.9 cm) custom panel thickness (JUW24FRECX, JUW24FLECX).

IMPORTANT: Dimensional specifications are provided for planning purposes only.

Do not make any cutouts based on this information. Refer to the Installation or Use & Care Guide before selecting cabinetry, verifying electrical/gas connections, making cutouts or beginning installation.

All Jenn-Air® appliances are appropriately UL, CUL or CSA approved.



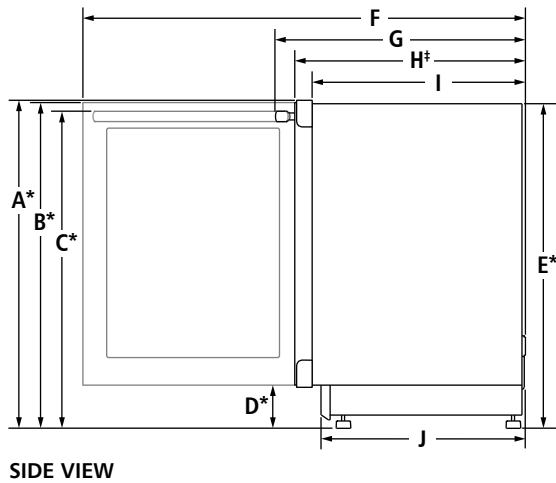
UNDER COUNTER WINE CELLARS

JUW24FRERS, JUW24FLERS – 23⁷/₈" x 34³/₈" x 26" (including handle)

JUW24FRECX, JUW24FLECX – 23⁷/₈" x 34³/₈" x 23⁷/₈"

JUWFR242GM, JUWFL242GM – 23⁷/₈" x 34³/₈" x 26¹/₂" (including handle)

DIMENSIONS AS INSTALLED



MODEL #		JUW24FRERS JUW24FLERS		JUWFR242GM JUWFL242GM	
		in	cm	in	cm
A*	Height with hinge cover (min.)	34 ³ / ₈	87.4	34 ³ / ₈	87.4
B*	Height to top of door (min.)	34 ¹ / ₈	86.8	34 ¹ / ₈	86.8
C*	Height to top of handle (min.) Pro-Style® Stainless**	28 ¹ / ₄	71.7	—	—
	Euro-Style Stainless	28	71.1	—	—
	Noir	—	—	—	—
	Custom panel	†	†	—	—
D*	Height to top of grille (min.)	4	10.2	4	10.2
E*	Height of recessed wine cellar (min.)	34 ¹ / ₈	86.8	34 ¹ / ₈	86.8
F	Depth with door open 90° (min.)	47 ³ / ₄	121.4	47 ³ / ₄	121.4
G	Depth with handle (min.) Pro-Style® Stainless**	26 ¹ / ₂	67.3	—	—
	Euro-Style Stainless	26	66.0	—	—
	Noir	—	—	26 ¹ / ₂	67.3
	Custom panel	†	†	—	—
H†	Depth with door (min.)	24	60.9	24	60.9
I	Depth without door (min.)	21 ⁵ / ₈	55.0	21 ⁵ / ₈	55.0
J	Depth of grille (min.)	20 ³ / ₄	52.7	20 ³ / ₄	52.7

*Add 5/8" (1.6 cm) to the height dimension when leveling legs are fully extended.
 **Requires optional Pro-Style® Stainless handle kit – W10588599. Each kit includes one Pro-Style® badge and one handle.
 †For custom panel models, this depends on handle chosen.
 ‡Includes recommended 3/4" (1.9 cm) custom panel thickness (JUW24FRECX, JUW24FLECX).

IMPORTANT: Dimensional specifications are provided for planning purposes only. Do not make any cutouts based on this information. Refer to the Installation or Use & Care Guide before selecting cabinetry, verifying electrical/gas connections, making cutouts or beginning installation. All Jenn-Air® appliances are appropriately UL, CUL or CSA approved.

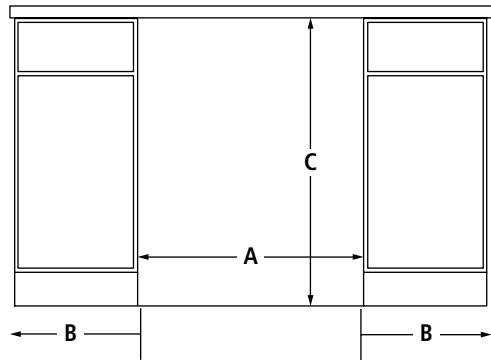
UNDER COUNTER WINE CELLARS

JUW24FRERS, JUW24FLERS – 23⁷/₈" x 34³/₈" x 26" (including handle)

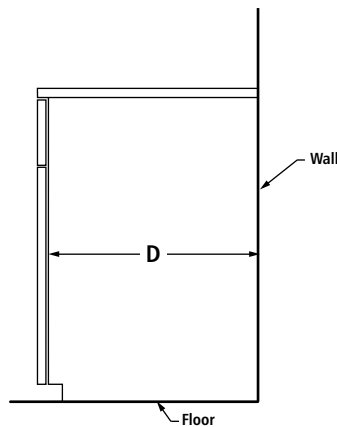
JUW24FRECX, JUW24FLECX – 23⁷/₈" x 34³/₈" x 23⁷/₈"

JUWFR242GM, JUWFL242GM – 23⁷/₈" x 34³/₈" x 26¹/₂" (including handle)

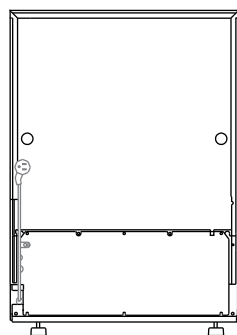
OPENING/CLEARANCE DIMENSIONS



FRONT VIEW



SIDE VIEW



BACK VIEW

MODEL #		JUW24FRERS JUW24FLERS JUW24FRECX JUW24FLECX		JUWFR242GM JUWFL242GM	
		in	cm	in	cm
A	Width (min.)	24	61.0	24	61.0
B	Minimum width from hinged side of wine cellar to fixed wall – door open 90°	1 ⁵ / ₈	4.0	1 ⁵ / ₈	4.0
C	Height (min.)	34 ³ / ₈	87.3	34 ³ / ₈	87.3
D	Depth (min.)	24	61.0	24	61.0

VENTILATION REQUIREMENTS

For proper ventilation, allow 1/4" (0.6 cm) space on the top and each side.

ELECTRICAL REQUIREMENTS

115 volt, 60 Hz, AC only, 15- or 20-amp fused, grounded circuit is required. A dedicated circuit is recommended. Use an outlet that cannot be turned off by a switch. Minimum length of the power cord is 63" (160.0 cm). Do not use an extension cord.

IMPORTANT: Dimensional specifications are provided for planning purposes only. Do not make any cutouts based on this information. Refer to the Installation or Use & Care Guide before selecting cabinetry, verifying electrical/gas connections, making cutouts or beginning installation. All Jenn-Air® appliances are appropriately UL, CUL or CSA approved.