

Freestanding Ranges

FGEF3035R F/W/B

30" Electric



Product Dimensions

Height (Max.)	48"
Width	29-7/8"
Depth (Including Handle)	29-1/4"

More Easy-To-Use Features

Built with American Pride

Designed, engineered and assembled in the U.S.A. Appliances that are high-performing, more accessible, and more innovative than ever.

Precision Set™ Controls

Adjust heat levels more precisely, providing exceptional temperature control.

Available in:



Stainless
(F)

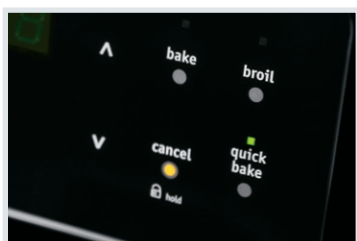


White
(W)



Black
(B)

Signature Features



Quick Bake Convection

Bake faster and more evenly with Quick Bake Convection.




One-Touch Quick Self Clean

Your oven cleans itself — so you don't have to. Self clean options available in 2-, 3- and 4-hour cycles.



Smudge-Proof™ Stainless Steel

Resists fingerprints and cleans easily.

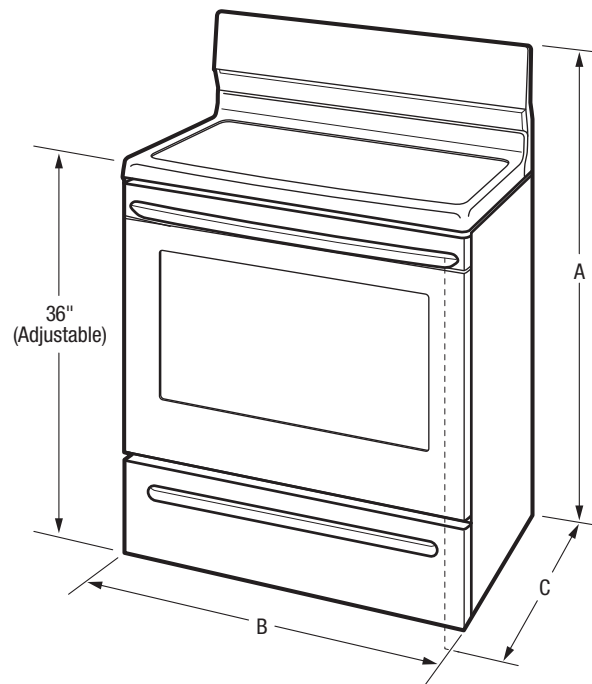


Fits-More™ Cooktop with SpaceWise® Expandable Elements

The cooktop features five burners including two SpaceWise® Expandable elements and a Warming Zone so you can cook more at once.

Elements	Size	Watts
Right Front	9" / 12" Expandable	1,800 / 3,000
Right Rear	6"	1,200
Left Front	6" / 9" Expandable	1,200 / 3,000
Left Rear	6"	1,200
Center	Keep Warm Zone	100

Features	
Oven Control/Timing System	Express-Select® Controls
Surface Type	Black Ceramic Glass
Window	Extra-Large
Exterior Door Finish	Smudge-Proof™ Stainless Steel (F), Color-Coord.(W/B)
Handle Design	Stainless Steel (F), Color-Coordinated (W/B)
Exterior Finish (Side Panels)	Black (F), Color-C. (W/B)
Convection System	Quick Bake Convection
Oven Cleaning System	Self Clean
Drawer Functionality	Storage
Oven Controls	
Bake/Broil	Yes/Variable (400-500°F)
Effortless™ Convection Conversion	
Convection Bake/Broil/Roast	
Quick Bake Convection	Yes
Quick Preheat	
My Favorite	
Effortless™ Temperature Probe	
Pizza Button	
Keep Warm	Yes
Add-a-Minute	
Delay Start	
Self Clean	2, 3, 4 Hours
Quick Clean Option	Yes
Delay Clean	2, 3, 4 Hours
Kitchen Timer/Timed Cook Option	Yes/Yes
Auto Oven Shut-Off	Yes
Oven Lock-Out	Yes
Lower Drawer Control	
Cooktop Features	
Right Front Element (Watts)	SpaceWise® Expandable 9"/12" - 1,800/3,000
Right Rear Element (Watts)	6" - 1,200
Left Front Element (Watts)	SpaceWise® Expandable 6"/9" - 1,200/3,000
Left Rear Element (Watts)	6" - 1,200
Bridge Element (Watts)	
Center Element (Watts)	Keep Warm Zone - 100
Hot Surface Indicator Light	Yes
Oven Features	
Capacity (Cu. Ft.)	5.7
Oven Light	1
Hidden Bake Element	Yes
Rack Configuration	2 Standard
Baking System	Even Baking Technology
Broiling System	Vari-Broil™ Hi/Lo
Bake Element/Broil Element (Watts)	3,500/3,900
Drawer Racks	
Specifications	
Oven Interior (H x W x D)	21" x 24-3/8" x 19-1/8"
Power Supply Connection Location	Middle Bottom Rear
Voltage Rating	240V/208V/60Hz
Connected Load (kW Rating) @ 240/208 Volts	13.5/10.5
Shipping Weight (Approx.)	180 Lbs.



NOTE: For planning purposes only. Always consult local and national electric codes. Refer to Product Installation Guide for detailed installation instructions on the web at frigidaire.com.



Product Dimensions	
A - Height (Max.)	48"
B - Width	29-7/8"
C - Depth (Including Handle)	29-1/4"
Depth with Door Open 90°	49"

Cabinet Cutout Dimensions	
Height (Standard)	36"
Width (Min.)	30"
Depth (Min.)	24"

Accessories information available on the web at frigidaire.com

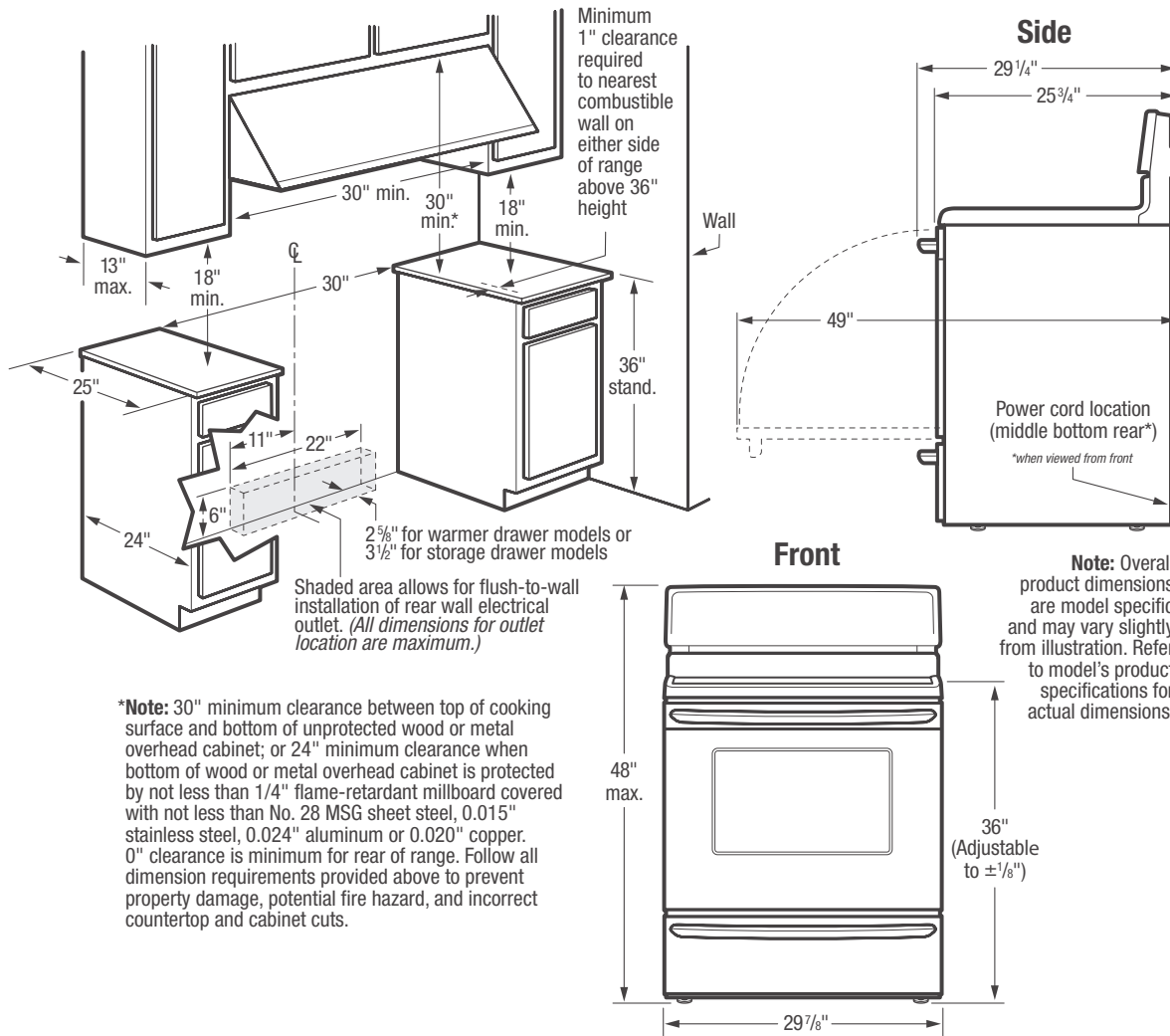
FRIGIDAIRE

USA • 10200 David Taylor Drive • Charlotte, NC 28262 • 1-800-FRIGIDAIRE • frigidaire.com
CANADA • 5855 Terry Fox Way • Mississauga, ON L5V 3E4 • 1-800-265-8352 • frigidaire.ca

FGEF3035R 10/15

© 2015 Electrolux Home Products, Inc.

Specifications subject to change.



***Note:** 30" minimum clearance between top of cooking surface and bottom of unprotected wood or metal overhead cabinet; or 24" minimum clearance when bottom of wood or metal overhead cabinet is protected by not less than 1/4" flame-retardant millboard covered with not less than No. 28 MSG sheet steel, 0.015" stainless steel, 0.024" aluminum or 0.020" copper. 0" clearance is minimum for rear of range. Follow all dimension requirements provided above to prevent property damage, potential fire hazard, and incorrect countertop and cabinet cuts.

Freestanding Range Specifications

- Product Shipping Weight (approx.) - 180 Lbs.
- Single phase 3- or 4-wire cable, 120/240 or 120/208 Volt, 60 Hertz, fused on both sides of line with ground.
- Connected Load (kW Rating) @ 240/208 Volts = 13.5/10.5kW
- Always consult local and national electric codes.
- Make sure wall coverings around range can withstand heat generated by range.
- Floor beneath range MUST be solid and level.
- Overhead cabinetry should not exceed a 13" maximum depth.
- Absolute minimum horizontal distance between overhead cabinets installed to either side of appliance must be no less than maximum width of appliance.
- Range can be installed flush to wall with 0" minimum rear clearance.
- Minimum 1" clearance required from edge of rangetop to nearest combustible wall on either side of range above 36" height.

- Allow 30" minimum clearance between top of cooking surface and bottom of unprotected wood or metal overhead cabinet; or 24" minimum clearance when bottom of wood or metal overhead cabinet is protected by not less than 1/4" flame retardant millboard covered with not less than No. 28 MGS sheet steel, 0.015" stainless steel, 0.024" aluminum or 0.020" copper.
- To reduce risk of fire when using overhead cabinetry, install range hood that projects horizontally a recommended minimum of 5" beyond bottom of cabinets.
- Follow all dimension requirements provided to prevent property damage, potential fire hazard, and incorrect countertop and cabinet cuts.

Note: For planning purposes only. Refer to Product Installation Guide on the web at frigidaire.com for detailed instructions.

