

Top Mount Refrigerators

FFTR18G2Q S/W

18 Cu. Ft. Top Mount



Product Dimensions

| | |
|--|---------|
| Height (Including Hinges & Rollers) | 66-1/8" |
| Width | 30" |
| Depth (Including Door) | 29-7/8" |

More Easy-To-Use Features

Independent Temperature Controls

Color-Coordinated Door Hinge Covers¹

Clear Dairy Door

Reversible Door

Door can be installed to open left or right based on your needs.

Garage-Ready

Our top freezer offers the flexibility to work in your home or in your garage. It's built to handle extreme temperature conditions.

A.D.A. - Compliant²

With accessible shelving, and controls that are positioned within arm's reach and allow one-hand operation, our top-freezer refrigerator is A.D.A. - Compliant.



Available in:



Stainless
(S)



White
(W)

¹Select models only.

²When properly installed, this model is A.D.A.-qualified based on the United States Access Board's A.D.A./A.B.A. Accessibility Guidelines and the Department of Justice's 2010 A.D.A. Standards for Accessible Design.

Signature Features

Built with American Pride

Appliances that are high-performing, more accessible, and more innovative than ever — designed, built, and engineered in the U.S.A.

SpaceWise® Adjustable Glass Shelves

Easily adjust shelves up and down to create more space for taller items.

Store-More™ Humidity-Controlled Crisper Drawers

Our humidity-controlled crisper drawers are designed to keep your fruits and vegetables fresh so you don't have to worry about stocking up.

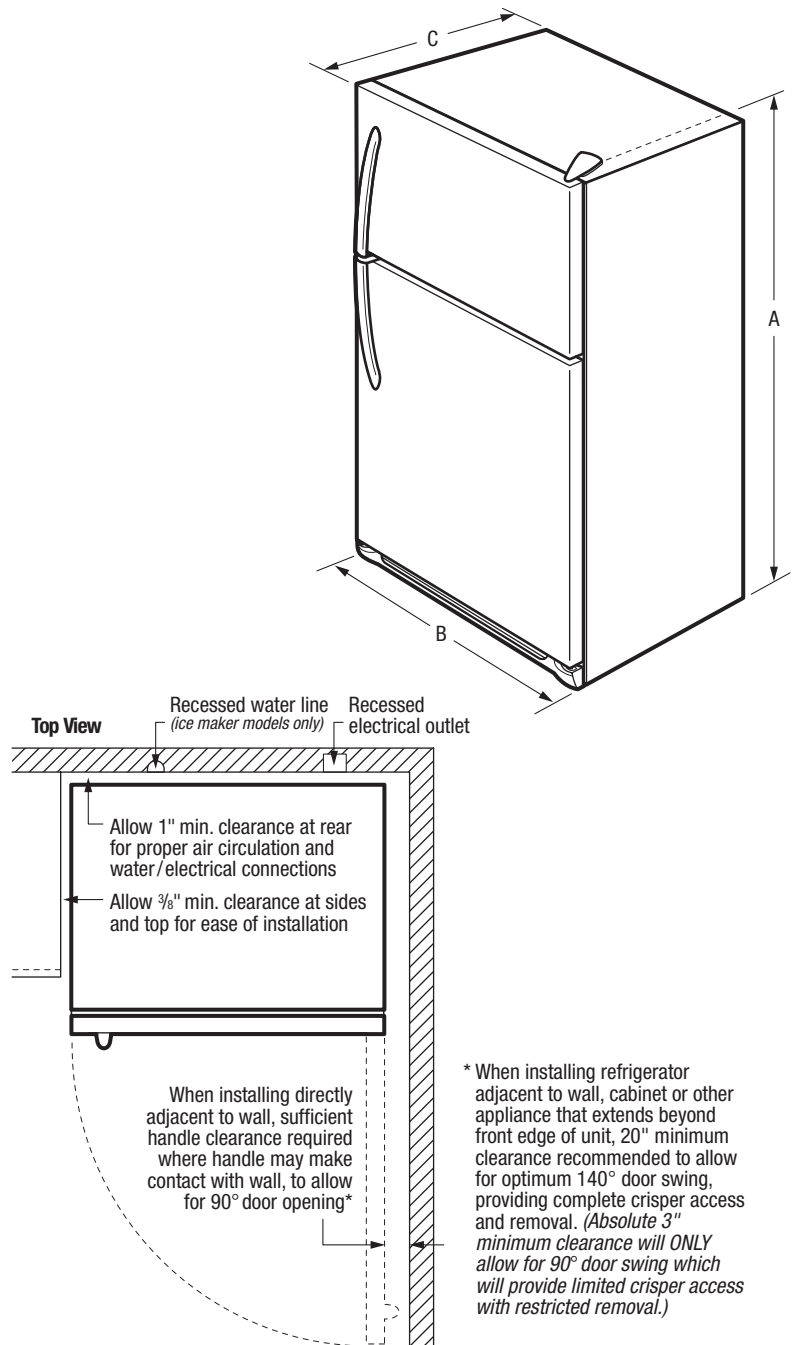
Full-Width Freezer Rack

Enjoy more usable space and better organization.

| Features | |
|---|--|
| Door Design | UltraSoft™ |
| Door Handle Design | Stainless Steel (S), Color-Coordinated (W) |
| Cabinet Finish (Textured) | Black (S), Color-Coordinated (W) |
| Door Stops | Yes |
| Door Hinge Covers | Black (S), Color-Coordinated (W) |
| Door Reverse Option | Yes |
| Rollers - Front/Rear | Fixed/Yes |
| Sound Package | |
| Toe Grille | Black (S), Color-Coordinated (W) |
| Garage-Ready | Yes |
| Refrigerator Features | |
| Interior Lighting | Bright |
| Refrigerator Shelves | 2 Full-Width SpaceWise® Glass |
| Deli Drawer | |
| Wine/Can Rack | |
| Store-More™ Crisper Drawers | 2 Clear |
| Humidity Controls | 2 |
| Dairy Compartment | Clear Dairy Door |
| Door Bins | |
| Door Racks | 3 Full-Width White |
| Non-Slip Bin Liner | |
| Tall Bottle Retainers | |
| Gallon Door Storage | 1 |
| Freezer Features | |
| Door Bins | |
| Door Racks | 2 Full-Width White |
| Freezer Shelves | 1 Full-Width Wire |
| Factory Ice Maker w/ Large Ice Bin | Optional (PN# IM116) |
| Lighting | |
| Certifications | |
| A.D.A. - Compliant ¹ | Yes |
| Specifications | |
| Total Capacity (Cu. Ft.) | 18.0 |
| Refrigerator Capacity (Cu. Ft.) | 14.1 |
| Freezer Capacity (Cu. Ft.) | 3.9 |
| Power Supply Connection Location | Right Bottom Rear |
| Water Inlet Connection Location | Bottom Right |
| Voltage Rating | 120V / 60Hz / 15A |
| Connected Load (kW Rating) @ 120 Volts ² | .72 |
| Amps @ 120 Volts | 6.0 |
| Minimum Circuit Required (Amps) | 15 |
| Shipping Weight (Approx.) | 205 Lbs. |

¹When properly installed, this model is A.D.A.-qualified based on the United States Access Board's A.D.A./A.B.A. Accessibility Guidelines and the Department of Justice's 2010 A.D.A. Standards for Accessible Design.

²For use on adequately wired 120V, dedicated circuit having 2-wire service with a separate ground wire. Appliance must be grounded for safe operation.



NOTE: For planning purposes only. Always consult local and national electric and plumbing codes. Refer to Product Installation Guide for detailed installation instructions on the web at frigidaire.com.



| Product Dimensions | |
|-------------------------------------|---------|
| A - Height (Incl. Hinges & Rollers) | 66-1/8" |
| B - Width | 30" |
| C - Depth (Incl. Door) | 29-7/8" |
| Depth with Door Open 90° | 58-1/2" |

Accessories information available on the web at frigidaire.com

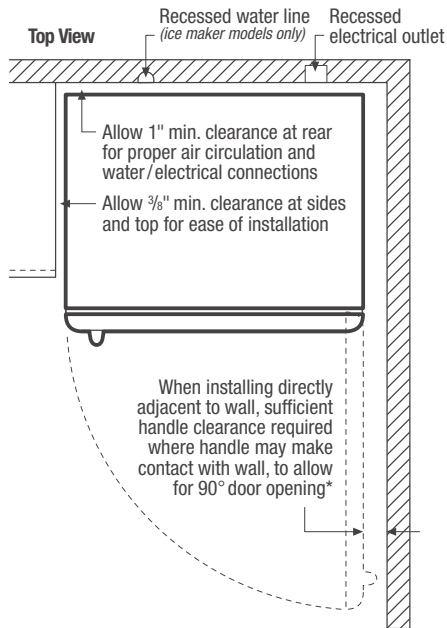
FRIGIDAIRE

USA • 10200 David Taylor Drive • Charlotte, NC 28262 • 1-800-FRIGIDAIRE • frigidaire.com
 CANADA • 5855 Terry Fox Way • Mississauga, ON L5V 3E4 • 1-800-265-8352 • frigidaire.ca

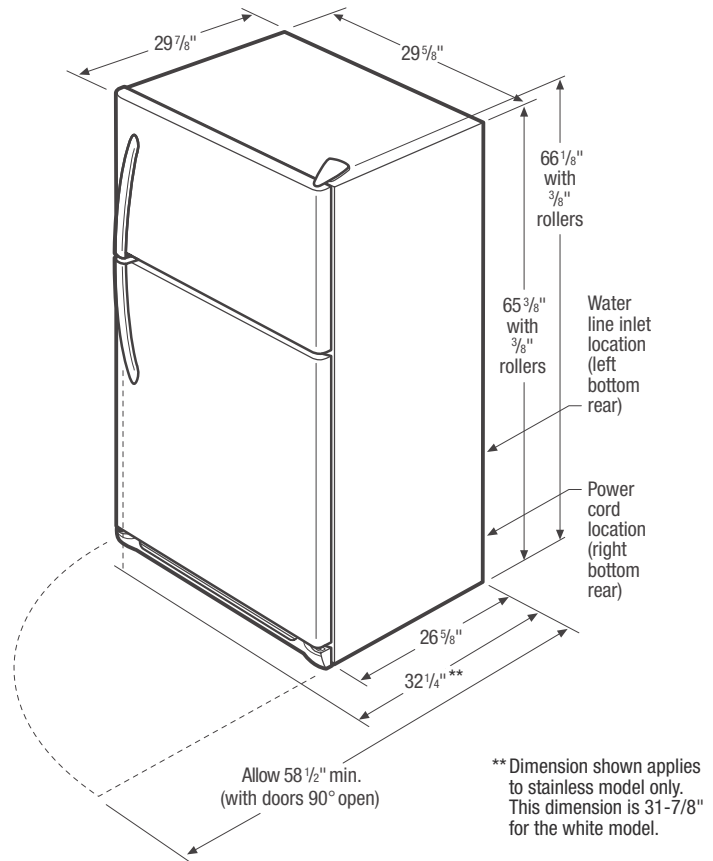
FFTR18G2Q 10/15

© 2015 Electrolux Home Products, Inc.

Specifications subject to change.



* When installing refrigerator adjacent to wall, cabinet or other appliance that extends beyond front edge of unit, 20" minimum clearance recommended to allow for optimum 140° door swing, providing complete crisper access and removal. (Absolute 3" minimum clearance will ONLY allow for 90° door swing which will provide limited crisper access with restricted removal.)



** Dimension shown applies to stainless model only. This dimension is 31-7/8" for the white model.

Top Mount Refrigerator Specifications

- Product Shipping Weight (approx.) - 205 Lbs.
- An electrical supply with grounded three-prong receptacle is required. The power supply circuit must be installed in accordance with current edition of National Electrical Code (NEPA 70) and local codes & ordinances.
- Voltage Rating - 120V/60 Hz/15 Amps
- Connected Load (kW Rating) @ 120 Volts = .72kW
- Amps @ 120 Volts = 6.0 Amps
- Always consult local and national electric & plumbing codes.
- Floor should be level surface of hard material, capable of supporting fully loaded refrigerator.
- Minimum 3/8" clearance required for sides and top of refrigerator with 1" clearance at rear to allow for ease of installation, proper air circulation, and plumbing/electrical connections.
- When installing refrigerator adjacent to wall, cabinet or other appliance that extends beyond front edge of unit, 20" minimum clearance recommended to allow for optimum 140° door swing, providing complete crisper access and removal. (Absolute 3" minimum clearance will ONLY allow for 90° door swing which will provide limited crisper access with restricted removal.)

- To ensure optimum performance, do not install in areas where temperature drops below 55°F or rises above 110°F and avoid installing in direct sunlight or close proximity to range, dishwasher or other heat source.
- For proper ventilation, front grille MUST remain unobstructed.
- Recess electrical outlet when possible.
- Optional Ice Maker Kit (PN# IM116) available for installation in ice maker-ready models only.
- Water recess on rear wall recommended to prevent water line damage.
- Water Pressure - Cold water line must provide between 30 and 100 pounds per square inch (psi).
- Copper tubing with 1/4" O.D. recommended for water supply line with length equal to distance from rear of unit to household water supply line plus 7 additional feet. Optional Water Supply Installation Kits available.

Note: For planning purposes only. Refer to Product Installation Guide on the web at frigidaire.com for detailed instructions.

Optional Accessories

- Ice Maker Kit - (PN# IM116).