



Functionality and aesthetics.

Clean shapes and functionality distinguish Plane, a hood designed to integrate into multiple environments. The value of Plane is revealed in its perfect building details: an object that combines functionality with a clean and essential design, offered in various finishes. The perimeter suction panel ensures stylistic cleanliness, but also better performance and easy maintenance.

Excellent lighting of the cooking area is made possible by the strip LED lights equipped with dynamic and dimmable settings to always create the right atmosphere. This is combined with exclusive Falmec innovations to improve the quality of life in the kitchen: from the absolute silence of the "NRS System", to the "No-Drop System" anti-condensation system.

<i>EAN code</i>	<i>8034122370538</i>
<i>Model Code</i>	<i>FNPLS30W6SS-R Plus - wall - 30" (76cm) - inox - 600 CFM</i>
<i>Collection</i>	<i>Silence - NRS</i>

FEATURES AND PROPERTIES

<i>Materials/Finishes</i>	<i>Scotch brite stainless steel (AISI 304)</i>
<i>Lighting</i>	<i>Strip LED Dynamic Light (2700K - 5600K) Dimmable lighting</i>
<i>Control</i>	<i>Electronic control</i>
<i>Installation type</i>	<i>Wall</i>
<i>Ducting type</i>	<i>External ducting/Recirculating</i>
<i>Filters</i>	<i>Metallic grease filter, removable and washable Carbon.Zeo Microtech renewable filter (optional)</i>
<i>Dimensions</i>	<i>30 in</i>
<i>Features</i>	<i>NRS technology for a quieter kitchen Perimeter suction SRS Speed reduction system</i>

OPTIONAL ACCESSORIES

Code	Description
KACL.1039	Carbon.Zeo Microtech renewable filter
KACL.571#I	Extension H960 Wall - Inox
KACL.400	Silent / Conveyor NRS
105080053	Remote control

ELECTRICAL CONNECTION AND CONSUMPTION

Maximum consumption	340W
Voltage/Frequency	110-120V 60Hz
Connection type	Hood comes standard with Nema 5-15P power cord

BLOWER PERFORMANCE

Motor	600 CFM
-------	---------


TECNICAL SPECS OF COOKERHOOD WITH 600 CFM NRS MOTOR

Motor Speed	SRS 2*		SRS 3*	
	1	2	3	4
CFM (rated at the motor)	210	295	395	600
Sones (estimated value)	1	2	3	4.25
Duct Size	6"	6"	6"	6"

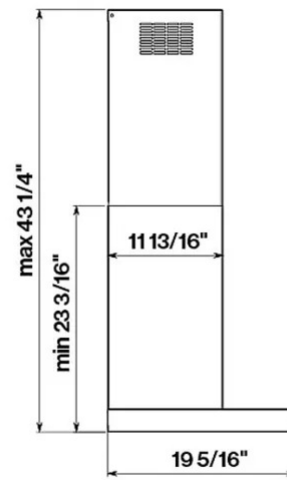
*If activated SRS has 2 settings; 3 speed max & 2 speed max

WEIGHTS AND DIMENSIONS

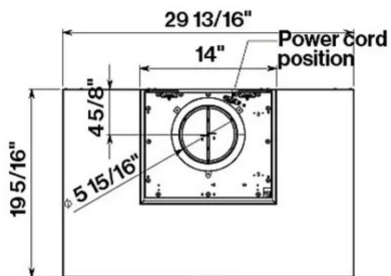
Gross weight	80 lbs
Net weight	69 lbs
Packaging dimensions	L 40 in H 30 in D 24 in
Notes	Recommended mounting height from cooking surface to hood bottom: 24" - 35



Frontal view



Side view



Top view