

**CSOP2450CM/S**

**FEATURES**

The elegant, modern aesthetics pair perfectly with a full suite of similarly styled Sub-Zero, Wolf, and Cove appliances.

Contemporary styling features a completely handleless look that incorporates a motorized door system.

Plumbed and non-plumbed options for maximum installation flexibility.

Full-color touchscreen simplifies use

Save up to 50 personalized favorite recipe presets.

Cooking modes include Steam, Convection, Broil, Slow Roast

1750-Watt recessed broil element.

The 24" model offers a 1.7 cubic-foot interior--space enough to prepare multiple dishes at once (or a 15-lb turkey).

Three full-extension rack positions and one standard position allow easy access and increased cooking flexibility.

The temperature probe alerts you when your dish has reached the desired temperature.

**ACCESSORIES**

Broiler Rack

Descaling Solution

Perforated Pan - 12 3/4" x 1 1/2" x 7"

Perforated Pan - 17 3/4" x 1 1/4" x 15"

Porcelain Steam Enameled Broil Pan

Solid Pan - 12 3/4" x 1 1/2" x 7"

Solid Pan - 17 3/4" x 1 1/4" x 15"

Standard Oven Rack

Temperature Probe

Accessories available through an authorized dealer.

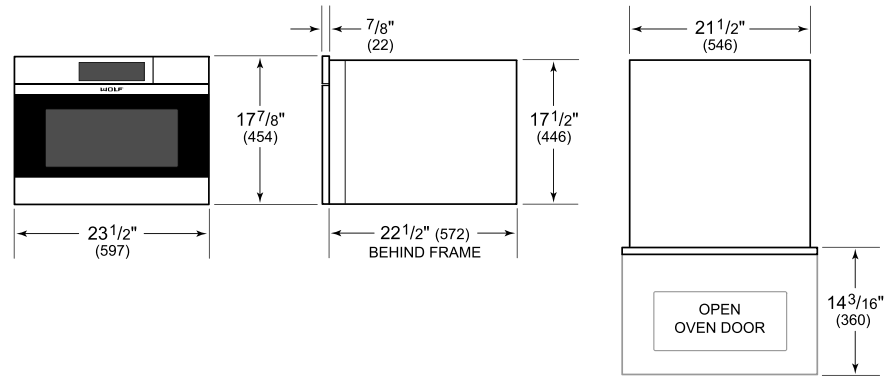
For local dealer information, visit [subzero-wolf.com/locator](http://subzero-wolf.com/locator).



**PRODUCT SPECIFICATIONS**

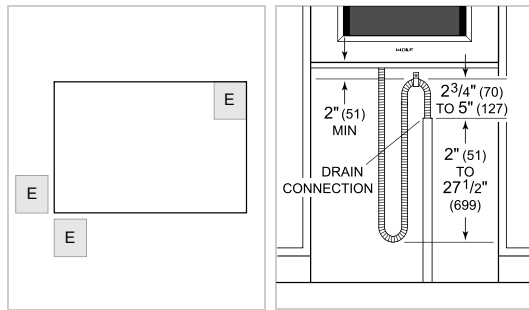
Model	CSOP2450CM/S
Dimensions	23 1/2"W x 17 7/8"H x 22 1/2"D
Oven Interior Dimensions	17 1/2"W x 10 3/4"H x 15 1/8"D
Overall Capacity	1.7 cu. ft.
Usable Capacity	1.2 cu. ft.
Door Clearance	14 3/16"
Weight	91 lbs
Electrical Supply	240/208 VAC, 60 Hz
Electrical Service	20 amp dedicated circuit
Plumbing Supply	3/8" OD copper, braided stainless steel or PEX tubing
Plumbing Pressure	15–145 psi
Conduit Length	4 Feet

**DIMENSIONS**



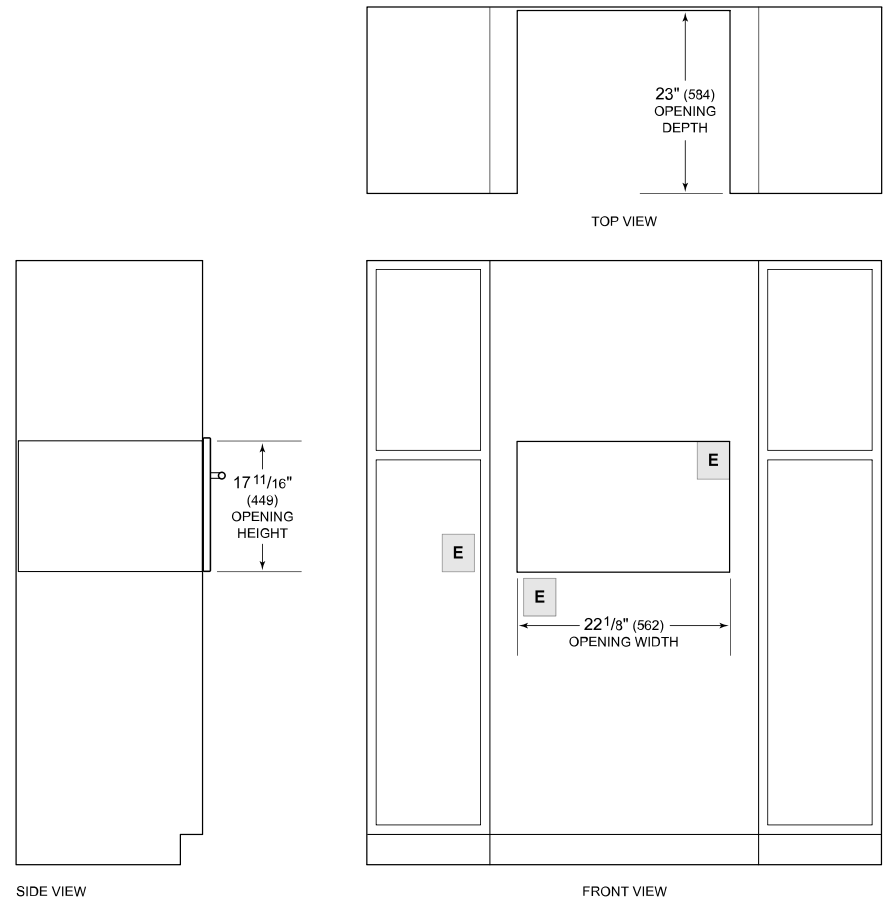
**ELECTRICAL**

**PLUMBING**



**NOTE:** Dimensions in parenthesis are in millimeters unless otherwise specified

**STANDARD INSTALLATION**



**NOTE:** Location of electrical supply within opening may require additional cabinet depth.