



Buy it for looks. Buy it for life.®

# Specifications

## DESCRIPTION

- Metal construction with various finishes identified by suffix
- Flexible supplies with 3/8" compression fittings
- Includes metal pop-up waste assembly
- Includes hot and cold temperature indicator
- Includes optional 3 hole deck plate (escutcheon)

## OPERATION

- Lever style handle
- Temperature controlled by 100° arc of handle travel


## FLOW

- Flow is limited to 1.5 gpm max (5.7L/min) at 60 psi

## CARTRIDGE



- 1255™ Duralast™ cartridge

## STANDARDS

- Third party certified to WaterSense,® ASME A112.18.1/CSA B-125.1, NSF61/9 and all applicable requirements referenced therein
- Contains no more than 0.25% weighted average lead content
- Complies with California Proposition 65 and with the Federal Safe Drinking Water Act
- **ADA**  for lever handle

## WARRANTY

- Lifetime limited warranty against leaks, drips and finish defects to the original consumer purchaser
- 5 year warranty if used in commercial installations



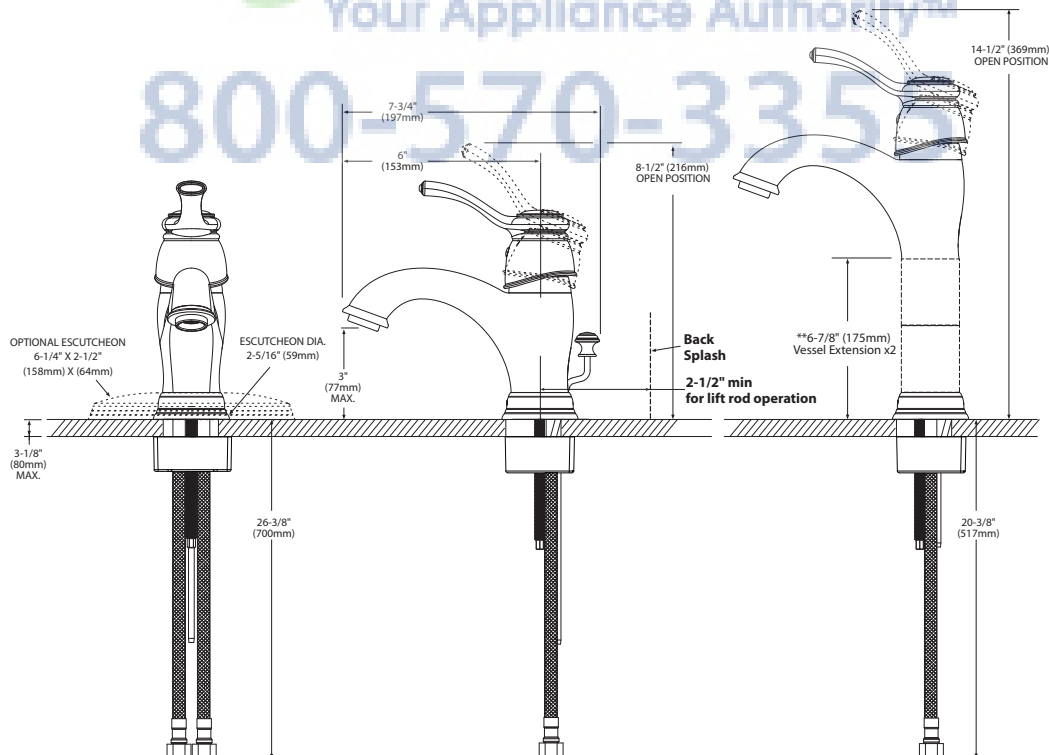
## KINGSLEY™

### Single-Handle Lavatory Faucet

Models: CA6102 series

**NOTE:** THIS FAUCET IS DESIGNED TO BE INSTALLED THRU 1 HOLE, 1-1/8" MIN. DIA.

\*Use A1616 Extension Kit for Vessel Sink Applications



## CRITICAL DIMENSIONS

(DO NOT SCALE)