

24" Condensation Dryer

Ascenta (WTB86200UC)



Ascenta
(WTB86200UC)
White

Key Features

Ventless Drying
Required No Ducting

Large Capacity on
Compact Footprint

15 Drying Cycles and
6 Selectable Options

LED Display with
Remaining Time

Washer plugs into
Bosch 240V Dryer.
Space saving and
Flexible Installation.

General Properties*

Dryer Type	Condensing
Tub Material	Galvalume
Stackability	Yes

Dryer Cycles & Options

Special Cycles	Quick dry Time dry Delicates
----------------	------------------------------------

Quietness

Silence level (dBA)	67
---------------------	----

Capacity

Capacity (cu. ft.)	4
Relative load	16 bath towels

Technical Details

Watts (W)	2,800
Current (A)	13
Volts (V)	208/220-240
Frequency (Hz)	60
Plug type	NEMA 14-30 (4 Prong)
Power cord included	Yes
Power cord length (in)	63 (Full Length)
Drain hose length (in)	78 (Full Length)
Energy Source	electric
Door Hinge	Right (Not Reversible)

Design Elements

Door Ring	White
Control Buttons	White
Dial	White

Dimensions & Weight

Overall appliance dimensions (HxWxD) (in)	33 1/4 x 23 1/2 x 25
Net weight (lbs)	99
Minimum Stack Height (in)	67 3/4
ADA Compliant	Yes*

Accessories Optional

Pedestal	WMZ20500
Stacking Kit with Shelf	WTZ11400
Stacking Kit without Shelf	WTZ20410

*When installed on a Bosch pedestal.



* For help and assistance with Bosch accessories please visit: www.bosch-eshop.com/eshop/bosch/us or call 1-800-944-2904 Mon-Fri 5am to 6pm PST Sat 6am to 3pm PST

Notes: All height, width and depth dimensions are shown in inches. Please refer to installation instructions prior to making cutout. BSH reserves the absolute and unrestricted right to change product materials and specifications, at any time, without notice. Consult the product's installation instructions for final dimensional data and other details. Applicable product warranty can be found in accompanying product literature or you may contact your account manager for further details.

Warranties: Limited warranty, entire appliance, parts and labor (1 year); Limited warranty for control board (microprocessor); parts only (1st to 2nd year); Limited warranty for motor or any component of the motor (1st year to 2nd year)

For more information on our entire line of products, go to www.bosch-home.com/us or call 1-800-944-2904

Copyright ©2013 BSH Home Appliances Corporation. All rights reserved. Bosch is a registered trademark of Robert Bosch GmbH.

13-BOS-0166 SH 6/13



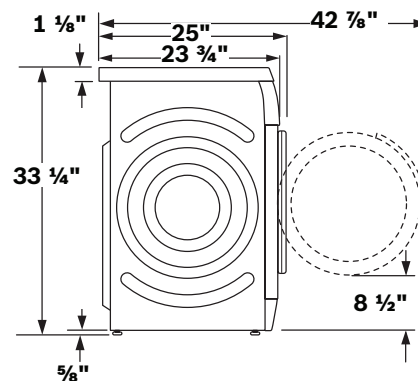
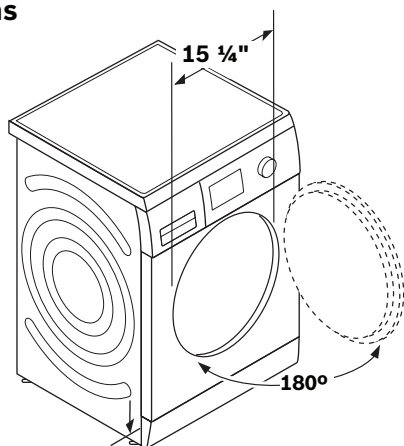
24" Condensation Dryer

Ascenta (WTB86200UC) continued

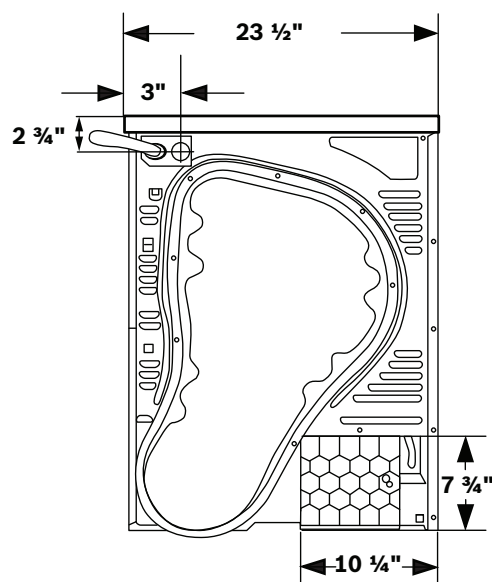
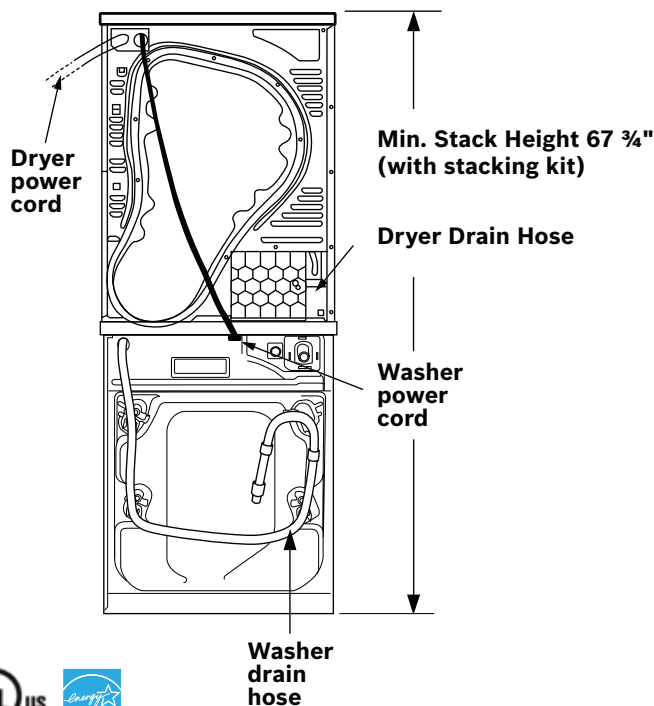


BOSCH
Invented for life

Dimensions



Washer plugged into the dryer



* For help and assistance with Bosch accessories please visit: www.bosch-eshop.com/eshop/bosch/us or call 1-800-944-2904 Mon-Fri 5am to 6pm PST Sat 6am to 3pm PST

Notes: All height, width and depth dimensions are shown in inches. Please refer to installation instructions prior to making cutout. BSH reserves the absolute and unrestricted right to change product materials and specifications, at any time, without notice. Consult the product's installation instructions for final dimensional data and other details. Applicable product warranty can be found in accompanying product literature or you may contact your account manager for further details.

Warranties: Limited warranty, entire appliance, parts and labor (1 year); Limited warranty for control board (microprocessor); parts only (1st to 2nd year); Limited warranty for motor or any component of the motor (1st year to 2nd year)

For more information on our entire line of products, go to www.bosch-home.com/us or call 1-800-944-2904

Copyright ©2013 BSH Home Appliances Corporation. All rights reserved. Bosch is a registered trademark of Robert Bosch GmbH.

13-BOS-0166 SH 6/13


24" Condensation Dryer

Ascenta (WTB86200UC) continued



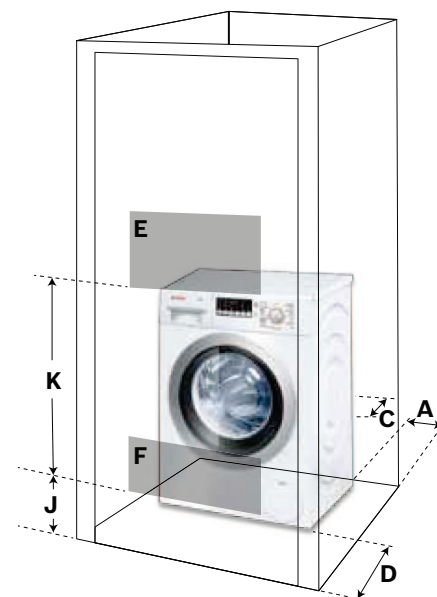
Enclosure Dimensions

Closet: Stacked

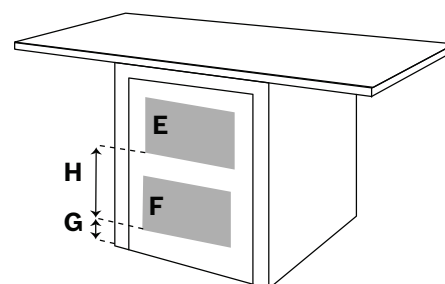


Clearance requirements (Minimum)		
A	Both Sides	5/8 in.
B	Top	6 1/4 in.
C	Rear	3 1/4 in.
D	Front	3 1/2 in.
Ventilation Area (Minimum)		
E	Top	63 sq. in.
F	Bottom	63 sq. in.
Vent Spacing		
G		37 in.
H		26 in.
J		3 in.
K		29 in.

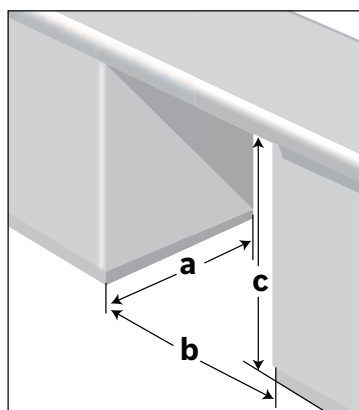
Closet: Stand Alone (shown) or Side by Side



Under Counter: (Less Preferred)



Under Counter: (Preferred)



Front of the appliance fully open.
No doors or coverings.

Minimum opening dimensions	
a	23 7/8 in.
b	23 7/8 in.
c	33 1/2 in.

If front of the appliance is covered,
ventilation openings must be installed.

E & F are minimum area sizes	
E	63 sq. in.
F	63 sq. in.
G & H actual spacing dimensions for min. open area sizes	
G	3 in.
H	14 in.



* For help and assistance with Bosch accessories please visit: www.bosch-eshop.com/eshop/bosch/us or call 1-800-944-2904 Mon-Fri 5am to 6pm PST Sat 6am to 3pm PST

Notes: All height, width and depth dimensions are shown in inches. Please refer to installation instructions prior to making cutout. BSH reserves the absolute and unrestricted right to change product materials and specifications, at any time, without notice. Consult the product's installation instructions for final dimensional data and other details. Applicable product warranty can be found in accompanying product literature or you may contact your account manager for further details.

Warranties: Limited warranty, entire appliance, parts and labor (1 year); Limited warranty for control board (microprocessor); parts only (1st to 2nd year); Limited warranty for motor or any component of the motor (1st year to 2nd year)

For more information on our entire line of products, go to www.bosch-home.com/us or call 1-800-944-2904

Copyright ©2013 BSH Home Appliances Corporation. All rights reserved. Bosch is a registered trademark of Robert Bosch GmbH.

13-BOS-0166 SH 6/13