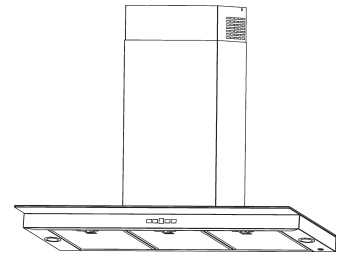


DOVERE WC44E SERIES RANGE HOOD



A clear glass visor extends capture without sacrificing the light, airy style in this modern design. The Dovere design is a must-have in any contemporary kitchen.

FEATURES

- Italian design
- Wall mount
- Finishes: 430 Stainless Steel, #4 Brushed
- Width: 90 cm (35-7/16")
- Telescopic flue accommodates 8' to 9' ceilings
- 8" round duct connector/backdraft damper
- 1-level LED lighting (2 LED modules, 6 Watts each - included)
- 3-speed plus boost, electronic pushbutton controls
- Use with exterior-mounted or inline remote blowers for different levels of exhaust capacity (see specifications)
- Heat Sentry™ - automatically turns blower to high speed when excess cooking heat is detected
- Delay timer control automatically shuts off range hood after 10 minutes
- Special control indicates when it's time to clean the filter
- Dishwasher-safe filter features a quick-release latch
- For indoor use only

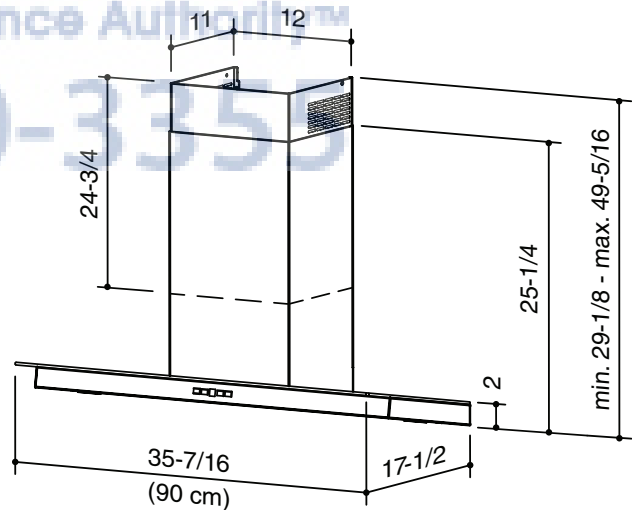
OPTIONS

- 8-in. to 10-in. transition (Model 414)
- Flue extension for 10-ft. to 11-ft. ceilings (Model AEWC345IQSB), stainless steel (44-5/8" long)



SPECIFICATIONS

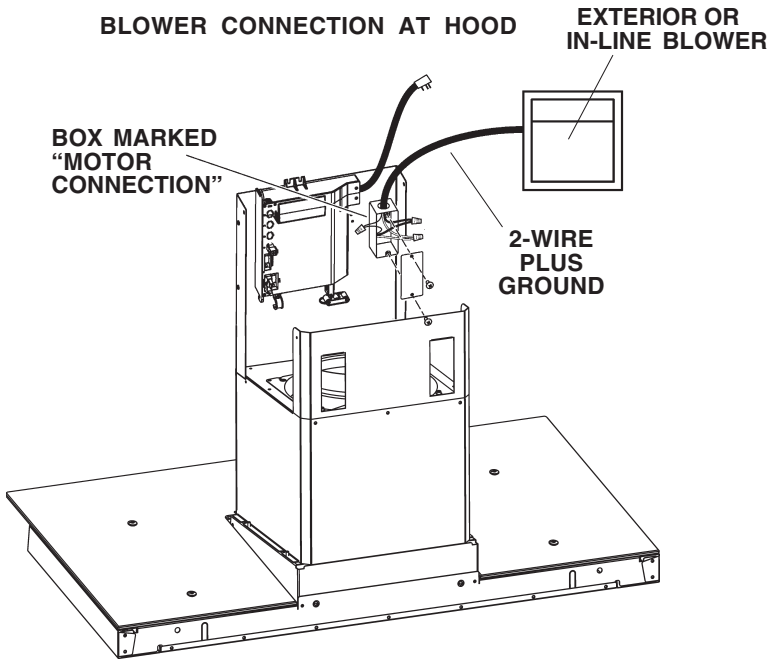
WITH OPTIONAL BLOWER MODELS		BLOWER CFM	VOLTS	AMPS	DUCT
EB6	wall or roof mount exterior blowers	600 max.	120	0.40 (lights only) + 6.0 max. (blower only)	8-in. round at the hood. See blower specs for duct requirements.
EB9		900 max.			
EB12		1200 max.			
EB15		1500 max.			
ILB3	inline blowers	280 max.			
ILB6		600 max.			
ILB9		800 max.			
ILB11		1100 max.			



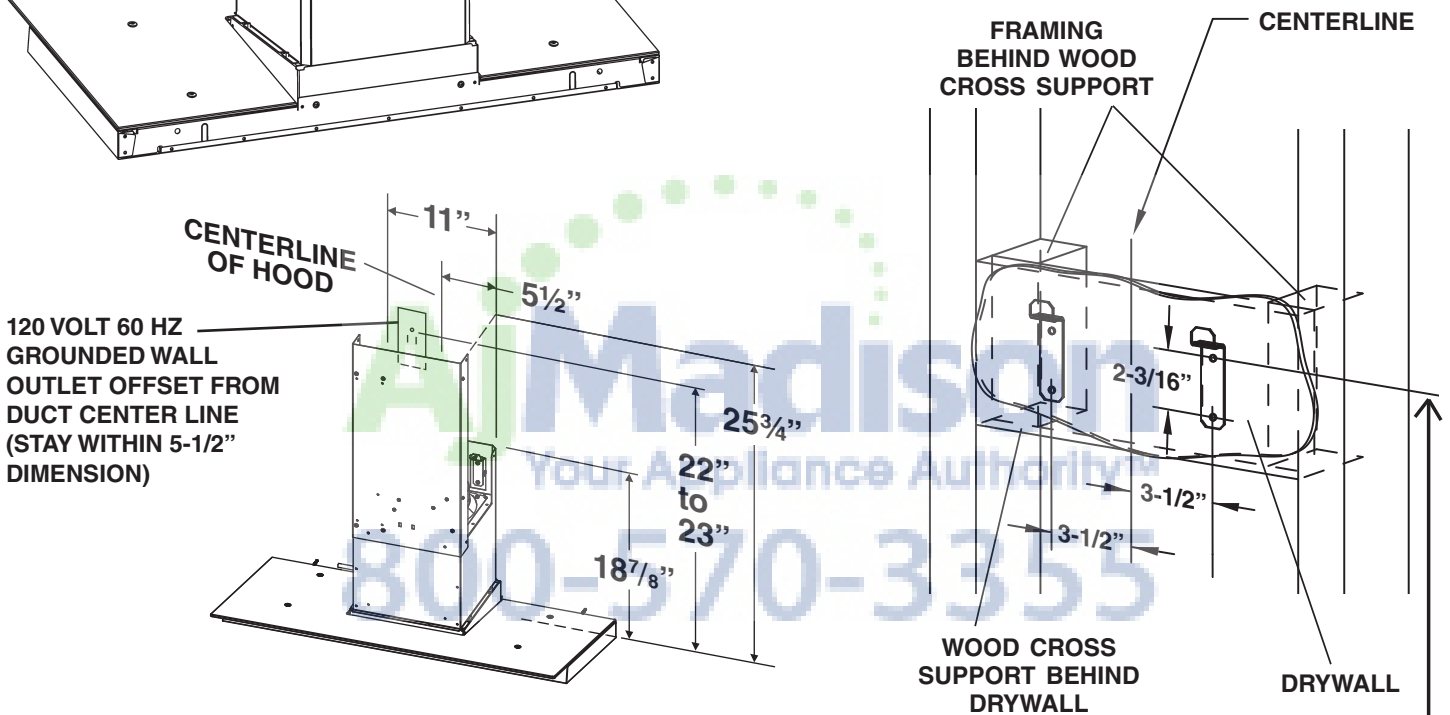
BEST Hartford, Wisconsin www.BestRangeHoods.com 800-558-1711
 BEST Drummondville, QC, Canada www.BestRangeHoods.com 866-737-7770

REFERENCE	QTY.	REMARKS	Project	
			Location	
			Architect	
			Engineer	
			Contractor	
			Submitted by	Date

WC44E SERIES WIRING



WC44E SERIES MOUNTING



CEILING HEIGHT	DUCT METHOD	HOOD DISTANCE ABOVE 36" HIGH COOK TOP (see note below)						
		24"	25"	26"	27"	28"	29"	30"
		MOUNTING BRACKET CENTER HOLE LOCATION ABOVE 36" HIGH COOK TOP						
8 FEET	DUCTED	38"	39"	40"	41"	42"	43"	44"
9 FEET	DUCTED	38" *	39" *	40" *	41"	42"	43"	44"
10 FEET (see note b.)	DUCTED	38" *	39" *	40"	41"	42"	43"	44"
11 FEET (see notes a. & b.)	DUCTED					42"	43"	44"

- Minimum hood distance above cook top must not be less than 24". A maximum of 30" above cook top is highly recommended for best capture of cooking impurities. Distances over 30" are at the installer and user's discretion; and if ceiling height and flue length permit.
- Requires optional 10-ft. to 11-ft. flue extension, model AEWC345IQSB.

