


SCHOCK ◀ HOUZER®

Dual mount Single Bowl

Model Waterfall D-150




Waterfall D-150

FEATURES

- **CRISTADUR®**
- 5-7/16" & 7-1/4" depth • Dual mount (Topmount, Undermount or Flush mount)
- Exclusive overflow system (supplied with the sink)
- Intrinsically hygienic Non-porous surface
- Antibacterial protection with silver ion Antibac®
- Silky to the touch, 3 times harder than natural granite
- Food-safe, UV-stable-will not fade
- Heat resistance to +500°F
- Highest resistance to thermal shock, scratches and chips
- Color-fast throughout
- Fits 33" sink base • cUPC listed
- Supplied with cutout template, fasteners and instructions
- Lifetime Limited Warranty



OPTIONAL COLORS



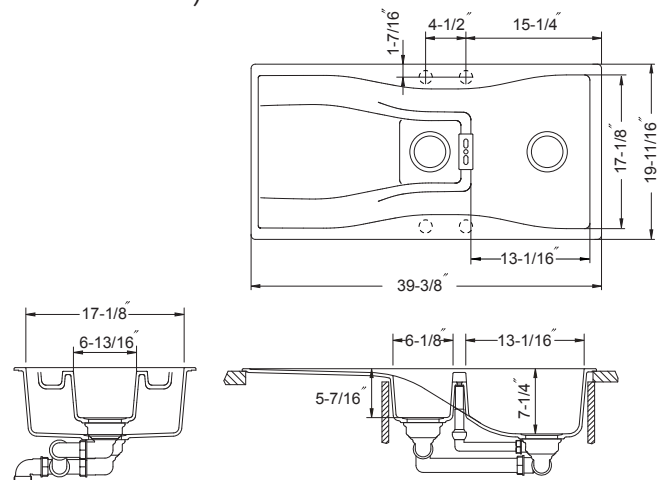
Magma
Metallic



Bronze
Metallic



Avorio
Solid



OVERALL DIMENSIONS	EACH BOWL	CUTOUT SIZE	PACKAGING*	WEIGHT*
39-3/8" x 19-11/16"	5-7/16" x 6-13/16" 13-1/16" x 17-1/8"	See Template	1/10 pcs.	42/460lbs.

*Standard packaging: Single boxed /Pallet of single boxed.
All dimensions are in inches. Specifications subject to change without notice.

OPTIONAL ACCESSORIES

White Colander: 629049

Glass Chopping board: 629045(Topmount),
629045(Undermount),
629045FB(Flush mount)

Strainer Options: Stainless steel strainers,
Color strainers, Color Disposal flanges

Project/Job name

Architect/Engineer

Contractor

Model

Q'ty

Notes