


Whirlpool® 30" Gas Cooktop

W3CG3014X



Key Features

- 5,000 BTU AccuSimmer® burner's advanced technology allows for precise temperature control that is perfect for melting chocolate or simmering sauces.
- Easy-to-clean enamel steel grates are dishwasher safe and will keep your cooktop looking like new.
- Sealed burners are easy to clean and prevent food from dropping down into the burner area.
- (1) 10,500 BTU Burner
- (2) 9,100 BTU Burners
- Can be installed over a single built-in wall oven for added installation flexibility.
- Meets ADA push/pull force and reach range guidelines.



AJ Madison
Your Appliance Authority™
800-570-3355



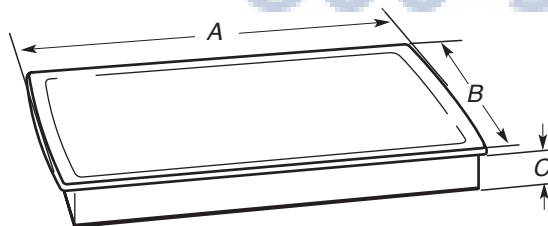
Whirlpool® 30" Gas Cooktop

W3CG3014X

Specifications

| COOKTOP MATERIAL | |
|-------------------------------------|----------------|
| Porcelain (B,W) / Stainless (S) | Yes |
| BURNER DETAIL | |
| Ignition Type | Electronic |
| Number of Elements | 4 |
| Burner Type | Sealed Gas |
| Left Front Burner High Na (BTU) | 10500 |
| Right Front Burner High Na (BTU) | 5000 |
| Left Rear Burner High Na (BTU) | 9100 |
| Right Rear Burner High Na (BTU) | 9100 |
| Grate Material | Enameled Steel |
| ELECTRICAL REQUIREMENTS | |
| Voltage | 120 |
| Amperage | 15 |
| PRODUCT DIMENSIONS | |
| Overall Height | 3 3/4 |
| Overall Width | 31 7/16 |
| Overall Depth | 21 1/4 |
| Cutout Width | 29 |
| Cutout Depth | 19 |
| All dimensions are shown in inches. | |
| COLOR AVAILABILITY | |
| W, B, S | |

* W-White, B-Black and S-Stainless Steel

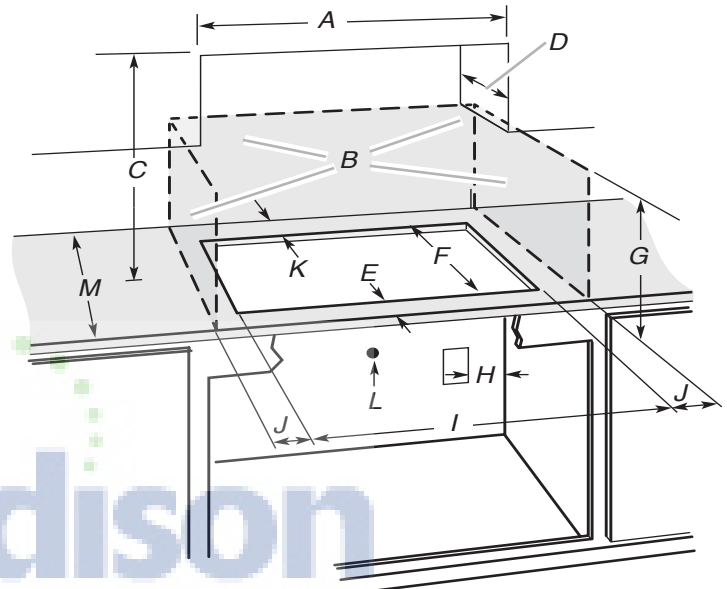


- A. 31⁷/₁₆" (79.8 cm) on 30" (76.2 cm) models,
37⁹/₁₆" (95.4 cm) on 36" (91.4 cm) models
B. 21¹/₄" (53.4 cm)
C. 2⁷/₈" (7.3 cm)

Dimensions are for planning purposes only.
For complete details, see Installation Instructions packed with product.
Specifications subject to change without notice.

Dimensions

IMPORTANT: If installing a range hood or microwave hood combination above the cooktop, follow the range hood or microwave hood combination installation instructions for dimensional clearances above the cooktop surface.



- A. 30" (76.2 cm) on 30" models; 36" (91.4 cm) on 36" models
B. Combustible area above countertop (shown by dashed box above)
C. 30" (76.2 cm) minimum clearance between top of cooktop platform and bottom of uncovered wood or metal cabinet (24" [61 cm] minimum clearance if bottom of wood or metal cabinet is covered by not less than 1/4" [0.6 cm] flame retardant millboard covered with not less than No. 28 MSG sheet steel, 0.015" [0.04 cm] stainless steel, or 0.024" [0.06 cm] aluminum or 0.020" [0.05 cm] copper)
D. 13" (33 cm) recommended upper cabinet depth
E. 2¹/₈" (5.4 cm)
F. 19" (48.3 cm)
G. 18" (45.7 cm) minimum clearance from upper cabinet to countertop within minimum horizontal clearances to cooktop
H. Grounded outlet - Locate within 24" (61 cm) of right rear corner of cutout
I. 29" (73.7 cm) on 30" models; 35¹/₄" (89.5 cm) on 36" models
J. 8³/₈" (21.3 cm) minimum distance to nearest left and right side combustible surface
K. 2⁷/₈" (7.3 cm) minimum distance to rear combustible surface
L. Gas line opening - Wall: Anywhere 5" (12.7 cm) below underside of countertop. Cabinet floor: anywhere within 6" (15.2 cm) of rear wall is recommended
M. 24" (61 cm) minimum countertop depth is required

NOTES: After making the countertop cutout, some installations may require notching down the base cabinet side walls to clear the cooktop base. To avoid this modification, use a base cabinet with sidewalls wider than the cutout.

If cabinet has a drawer, a 4" (10.2 cm) depth clearance from the countertop to the top of the drawer (or other obstruction) in base cabinet is required. The drawer depth may need to be shortened to avoid interfering with the regulator.