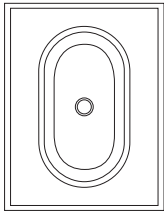


400 Series Vario
Electric in-counter steamer
 Width 15" (38 cm)



VK 411-610

VK 411-610

– **Special appliance for the professional kitchen.** Individually combined for a consistent stainless steel look.

– **Cooking at a defined temperature.** Fish will not fall apart at 185°F.

– **Cooking without burning or overboiling.** Stress-free cooking with a guarantee for success.

Leaves time to spend with your guests.

Stainless steel cooktop and basin.

Electronic water temperature control from 100°F to 200°F, in 5 °F increments.

Steam cooking with electronic steam control for pressureless cooking.

Glass lid with handle, one perforated and one unperforated cooking tray, one handle for the food holders, residue strainer.

Water drain valve. Motor-driven 1/2"

Water capacity 1 – 6.4 quarts. (1 – 6 liters)

Two control knobs with illuminated ring, temperature marking and water drain.

Automatic boiling point detection.

Vacation lock.

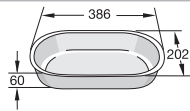
Optional accessories:

VD 400-000 stainless steel cover.

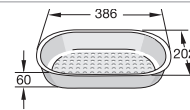
VV 400-000 Connecting strip for combination with other Vario cooktops (not when using a downdraft).

VZ 400-700 Connecting strip with timer offers the automatic cooking time function for two appliances or cooking zones. Also, independent short-period alarm timer.

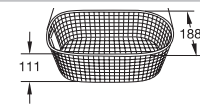
GE 020-010 Unperforated cooking insert.



GE 020-020 Perforated cooking insert.



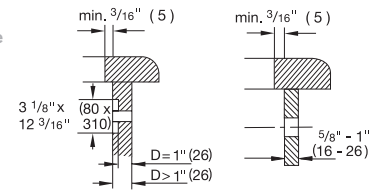
FK 023-000 Pasta basket.



AG 050-000 Drain installation set with non-return valve, outlet fitting (∅ 9/16") and connection sleeve (1/2" to 1 1/2").

AG 060-000 Drain installation set enables drainage of the cooking liquid into a suitable receptacle.

Panel thickness 5/8" - 1".
 The sketch to the right must be observed if the panel is more than 1" thick (there must be a recess at the rear).



Planning notes:

VK 411 and VF 411 must not be installed directly next to one another.

Order the stainless steel cover separately. If a cover is fitted, the glass lid must be removed when closing it.

The minimum distance from the appliance edge to the wall or furnishing components must be at least 2".

A ventilation hood must be installed if upper cabinets are installed above the electric in-counter steamer.

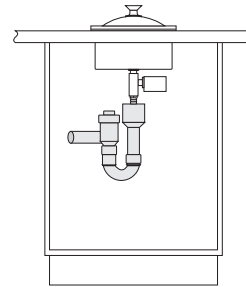
Clamping range: 1 13/16" - 2" cooktop fittings.

Rating:

Total rating: 2.3 kW

Total Amps: 10

220-240V / 60Hz

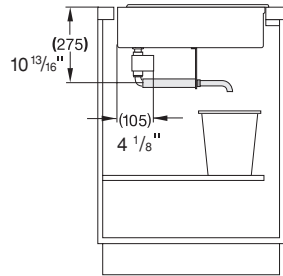


Installation possible with and without a water connection.

Drain connection in the base cabinet: Fixed connection with a free fall tube.

It is necessary to install a non-return valve.

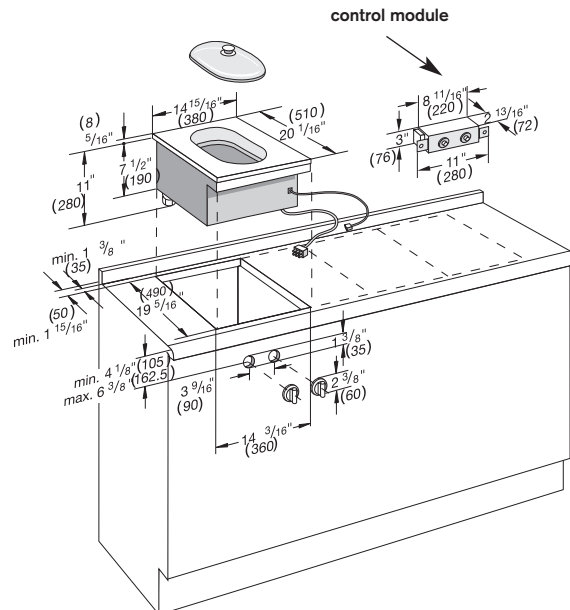
Recommended: AG 050-000 Drain installation set.



Drain into a water collecting receptacle (e.g. bucket).

Only possible with AG 060-000 drain installation set.

Access to drain via a door in bottom cupboard is required



Numbers indicated inside parenthesis () = mm