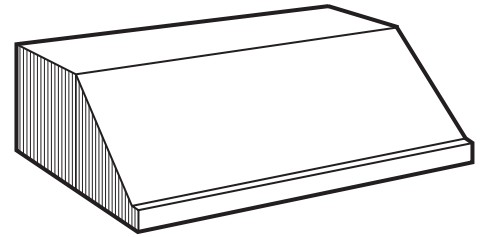


CLASSICO POCO UP26M SERIES RANGE HOOD



Timeless under-cabinet style has been the standard of excellence. Classico Poco provides high ventilation and durable construction to meet the needs of professional-style cooking appliances.

A complete installation requires optional components.

FEATURES

- 430 Stainless Steel construction
- Hood width: 30", 36", 42" or 48"
- Halogen lighting (2 x 50 watt GU10 for 30" and 36" hood, 4 x 50 watt GU10 for 42" and 48" hood) Lamps included
- Infinite speed rotary blower control with on-off rocker switch
- Dishwasher safe, mesh-lined, Hi-Flow™ baffle filters
- Heat Sentry turns blower ON to HIGH speed when excess heat is detected
- For indoor use only

OPTION

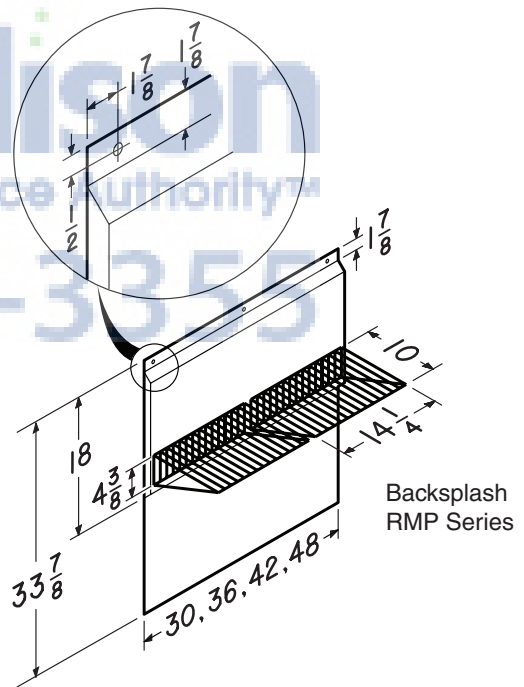
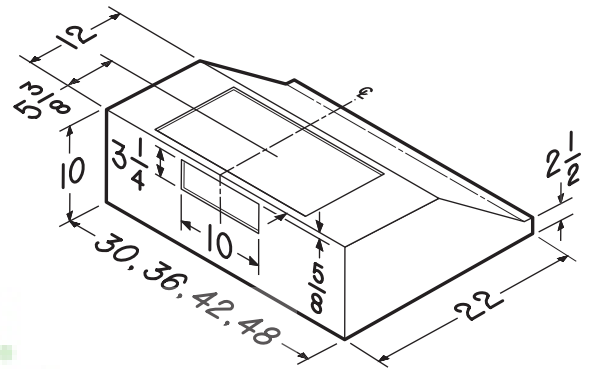
- Backsplash (RMP Series): Widths - 30", 36", 42" or 48" Stainless Steel construction - protects back wall and wipes clean easily
- Designed for use with interior blower models IQ6, P6, P3, P5, P6 or P8, exterior blower models EB6, EB9, EB12, or EB15, and in-line blower models ILB3, ILB6, ILB9 or ILB11 (Purchase blowers separately)

SPECIFICATIONS

120 VAC, 60 Hz

Amps for 30" and 36" hood (without blower): 0.8 A

Amps for 42" and 48" hood (without blower): 1.3 A

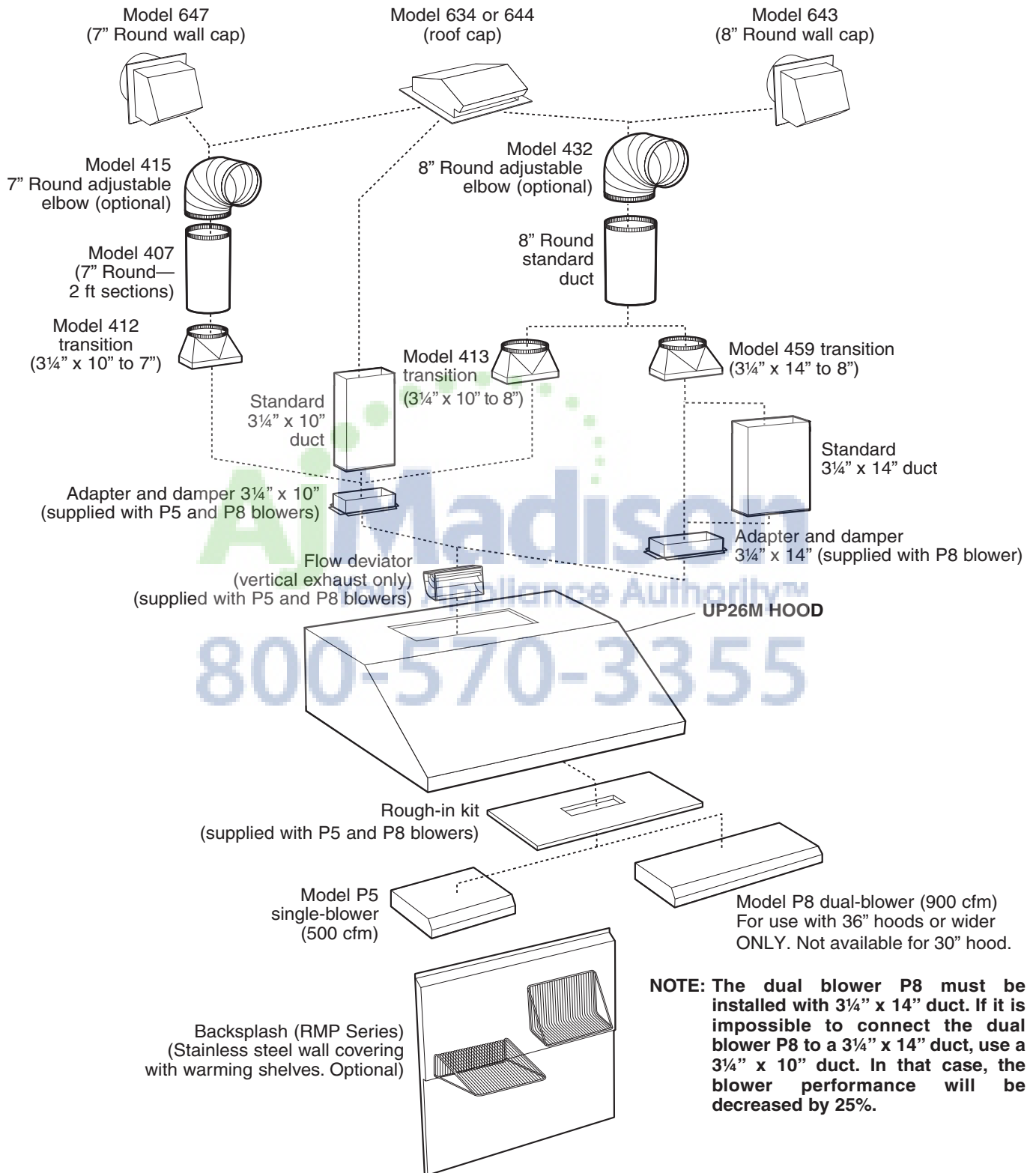


BEST Hartford, Wisconsin www.BestRangeHoods.com 800-558-1711
BEST Drummondville, QC Canada www.BestRangeHoods.com 866-737-7770

REFERENCE	QTY.	REMARKS	Project
			Location
			Architect
			Engineer
			Contractor
			Submitted by
			Date

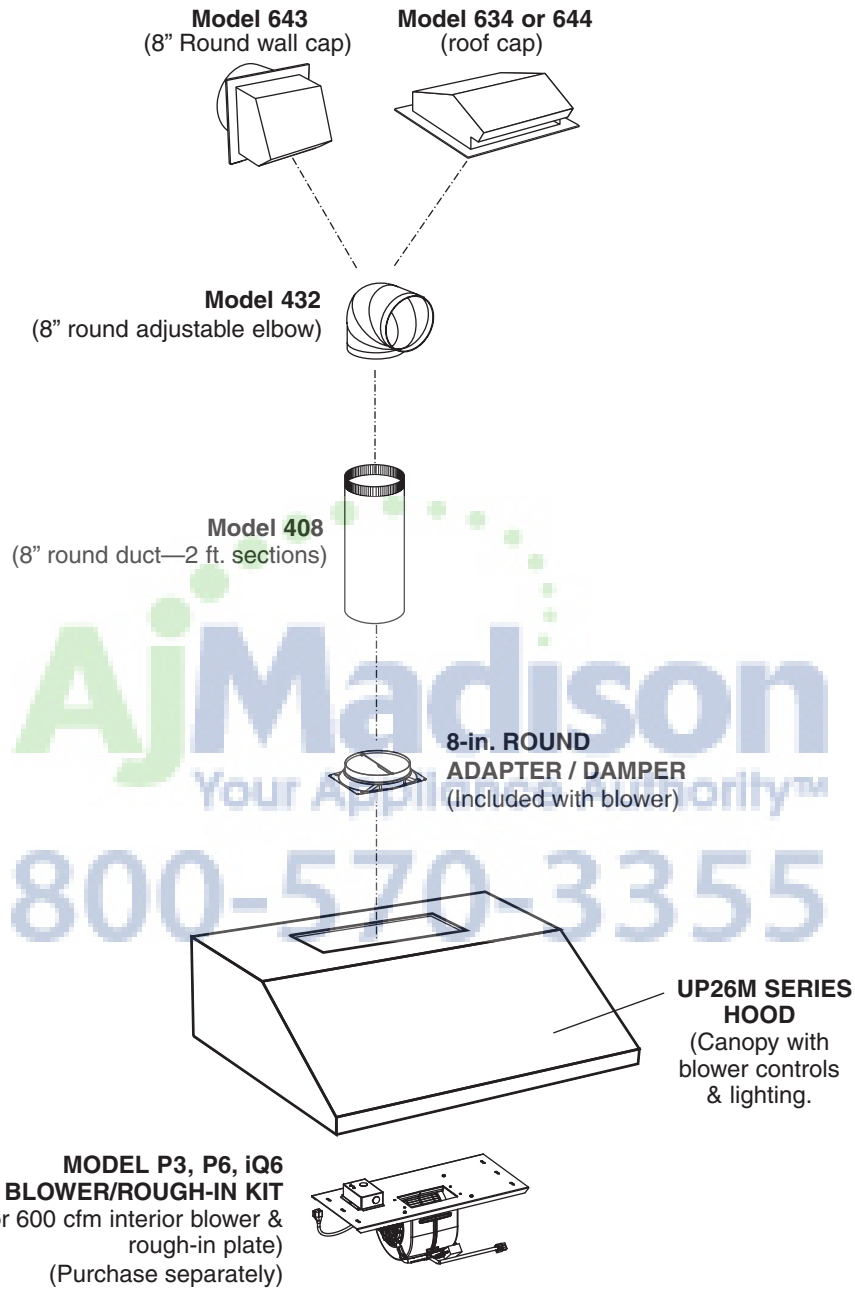
- UP26M SERIES RANGE HOOD SYSTEM -

- P5 & P8 INTERIOR BLOWERS -

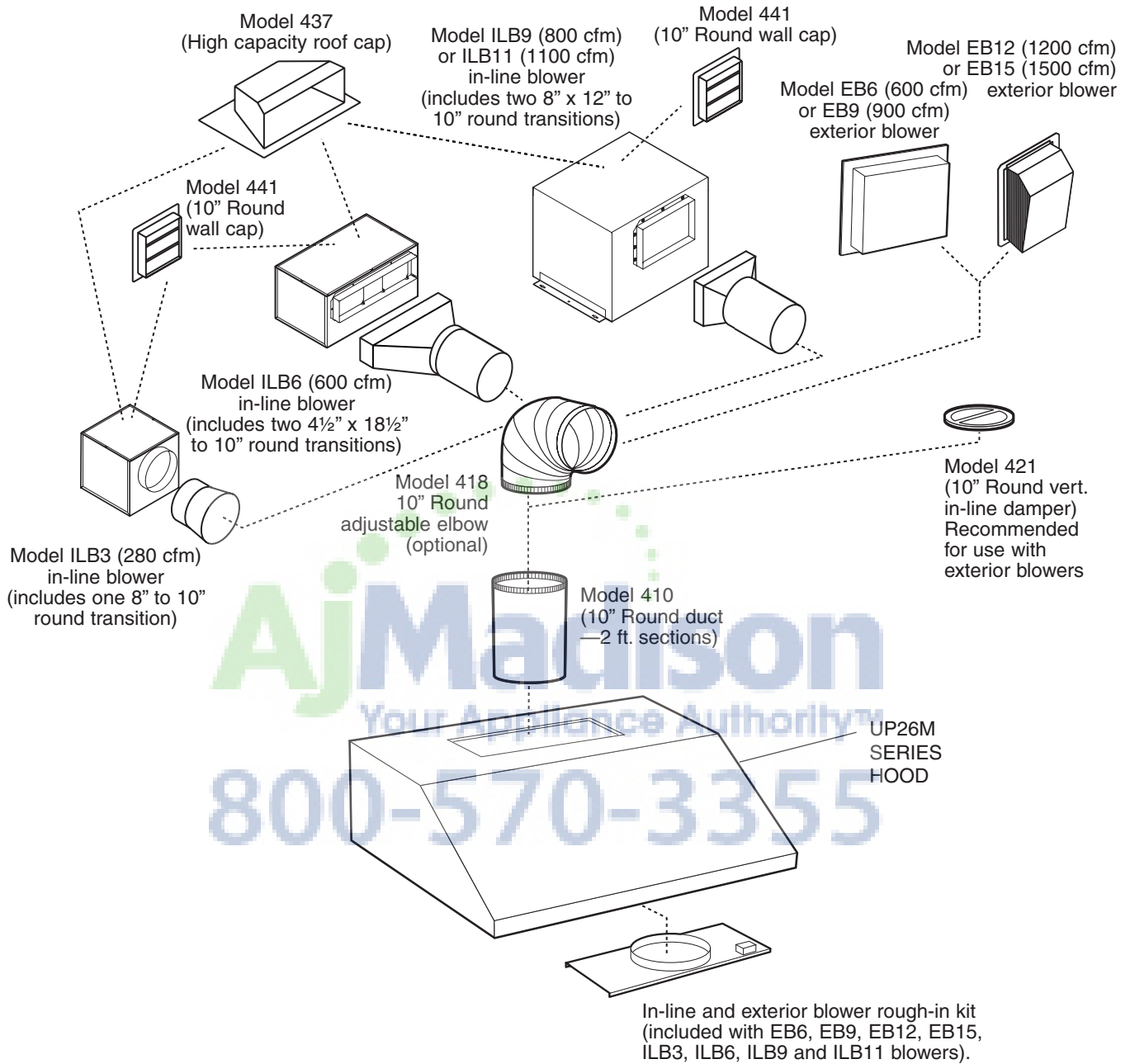


NOTE: The dual blower P8 must be installed with 3 1/4" x 14" duct. If it is impossible to connect the dual blower P8 to a 3 1/4" x 14" duct, use a 3 1/4" x 10" duct. In that case, the blower performance will be decreased by 25%.

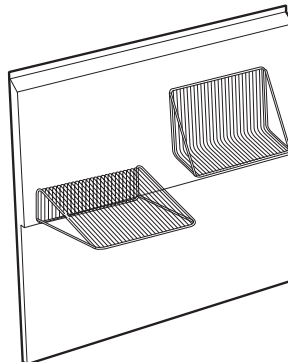
- UP26M SERIES RANGE HOOD SYSTEM - - P3, P6 & iQ6 Interior Blowers -



- UP26M SERIES RANGE HOOD SYSTEM - IN-LINE AND EXTERIOR BLOWERS



RMP Series Backsplash (Stainless Steel wall covering with warming shelves. Optional)

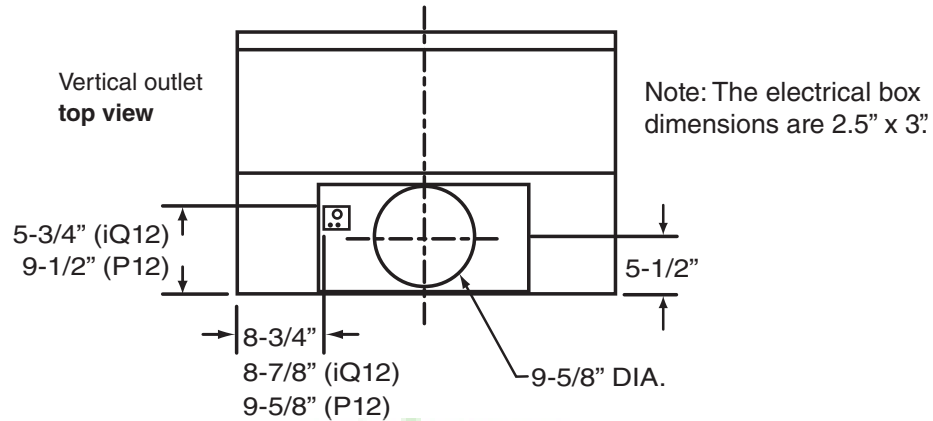


- UP26M SERIES RANGE HOOD SYSTEM - BLOWER DUCTING POSITION

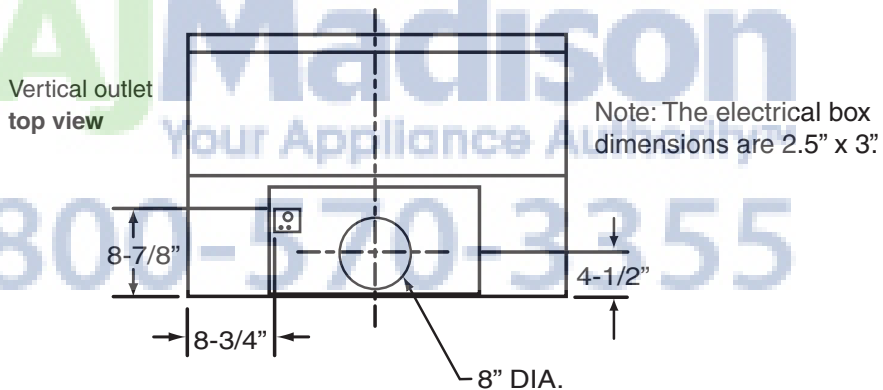
BLOWER DUCTING POSITION

(Choice of transition will determine the final duct placement.)

MODEL EB6, EB9, EB12, EB15, ILB3, ILB6, ILB9, ILB11, P12 & iQ12:



MODEL P3, P6 & iQ6:



MODEL P5 & P8:

