

Product: 30 Inch Professional Gas Cooktop with Stainless Knobs
Model Number: TGC30F

TECHNICAL DETAILS

Fuel Type	Gas
Installation Type	Built-In
Circuit breaker	15A
Volts (V)	120V
Frequency (Hz)	60Hz
Control Type	Knob
Plug Type	US 3-prong
Power Cord Length (in.)	59"
Color/Finish	Stainless Steel

GENERAL PROPERTIES


Knobs Material	Metal
Cooktop Surface Material	Stainless Steel
Grate Material	Cast Iron
Grate Features	Continuous Grates
Ignition Type	Auto Ignition
Sealed Burners	Yes
Control Location	Front

FEATURES & BENEFITS

- High-Performance 22K BTU Burner:** Delivers exceptional heat power for fast boiling and effective searing.
- Precision Dual-Ring Burner:** Easily transition from gentle simmer to intense heat with dual-ring flexibility.
- Convertible Fuel Option (NG/LPG):** Easily switch between natural gas and propane to suit your home setup.
- Continuous Cast-Iron Grate:** Smoothly slide cookware across burners without lifting for safer, more efficient cooking.
- Cast Iron Griddle Compatible:** Supports optional griddle use for expanded cooking versatility.
- Durable Stainless Steel Surface:** Long-lasting, easy-to-clean finish with a sleek, modern appearance.
- LED Backlit Heavy-Duty Knobs:** Blue illumination improves visibility while adding a premium, professional look.
- Auto Ignition:** Integrated electric ignition system that automatically sparks the burner when the control knob is turned, eliminating the need for external flame.

BURNER PERFORMANCE

Total Number of Cooktop Burners	5
[1] Front Left Burner (Max/Min)	12,000 BTU / 3,000 BTU
[2] Front Right Burner (Max/Min)	10,000 BTU / 2,600 BTU
[3] Front Center Burner (Max/Min)	22,000 BTU (Dual) / 1,000 BTU
[4] Rear Left Burner (Max/Min)	9,000 BTU / 2,400 BTU
[5] Rear Right Burner (Max/Min)	6,000 BTU / 1,350 BTU
Total BTU	59,000 BTU

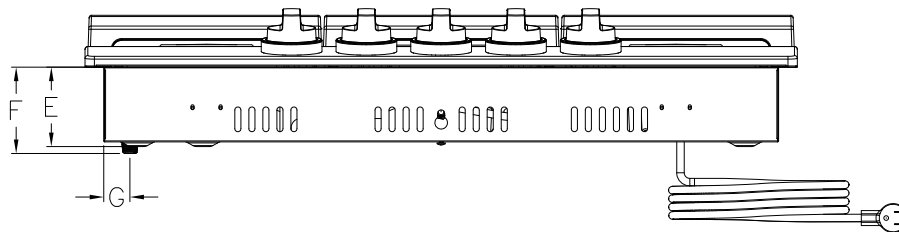


PRODUCT DIMENSIONS & WEIGHTS

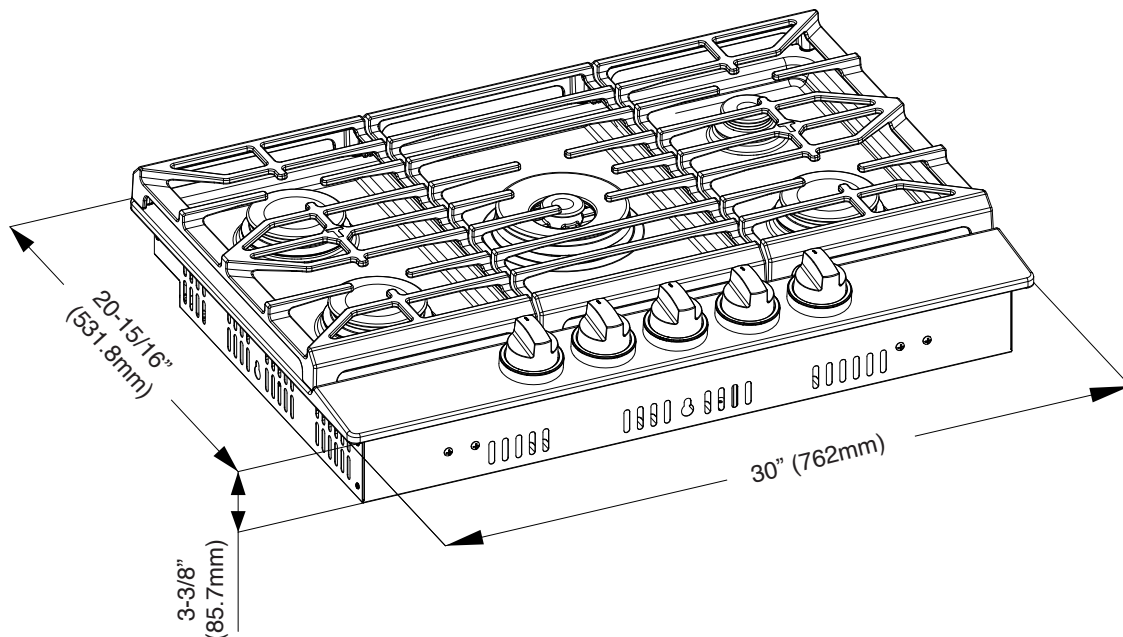
Product Dimensions (WxDxH) (in.)	30" x 20-15/16" x 3-11/16"
Cutout Dimensions (WxDxH) (in.)	29" x 19-3/4" x 3-7/8"
Minimum Distance From Rear Wall (in.)	2.5"
Net Weight (lbs.)	35 lbs
Gross Weight (lbs.)	45 lbs
Package Dimensions (WxDxH) (in.)	33-1/4" x 23-3/4" x 8"
Package Weight (lbs.)	45 lbs

ACCESSORIES (OPTIONAL)

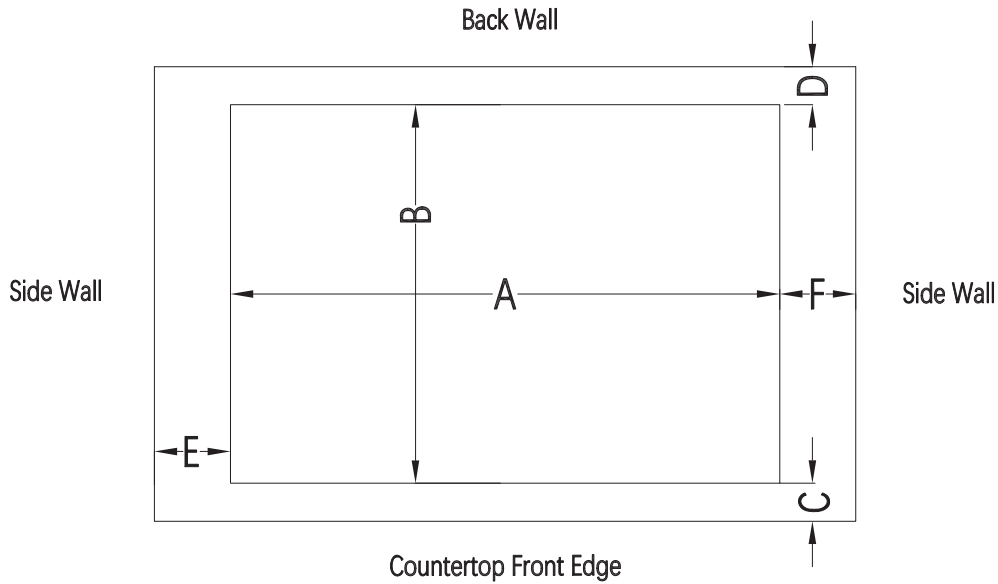
Cast Iron Griddle RG1017
LPKTGC30F



E. 3-3/8" (85.7mm)
 F. 3-5/8" (92mm)
 G. 1-1/8" (28.5mm)



Specifications subject to change without notice.



Model	A			B		
	Min	Recom- mended	Max	Min	Recom- mended	Max
TGC30F	28 ⁹ / ₁₆ " (72.6cm)	29" (73.6cm)	29 ³ / ₈ " (74.6cm)	19 ¹ / ₄ " (48.9cm)	19 ³ / ₄ " (50.1cm)	20 ³ / ₁₆ " (50.1cm)
TGC36F	34 ⁹ / ₁₆ " (87.8cm)	34 ¹⁵ / ₁₆ " (88.9cm)	35 ³ / ₈ " (89.8cm)			

Model	Back Wall and Countertop Front Edge		Side Walls (Combustible Surfaces)	
	C	D	E	F
TGC30F	1 ³ / ₄ " (4.55cm)	2.5" (6.35cm)	6" (15.2cm)	6" (15.2cm)
TGC36F				