

WS-30/S



FEATURES

- Two independent temperature zones hold reds and whites at proper serving temperature
- Dual evaporators for constant, moderate humidity so corks don't dry out
- Shelves store 750 ml bottles, half bottles and magnums
- Home security system connection
- UV-resistant glass door protects against premature wine aging
- Smooth roller-glide shelves for access without agitating wine
- Illuminated display shelf for prized bottles
- Rigorously tested in our U.S. manufacturing facilities to ensure decades of use
- Exceptional 24/7 support from Madison, WI-based Customer Care team
- Illuminated touch control panel
- Discreet interior lighting
- Star-K compliant with installation of a harness kit.


ACCESSORIES

- Stainless Steel Side Panel
- White Side Panel
- Dual installation kit with or without dual wide grille—84" finished height
- Flush inset panels in stainless steel with tubular or pro handles
- Full-length standard and extended framed handles
- Grilles for 83" or 88" finished height (84" is standard)
- Stainless steel kickplate
- Lock kit

Accessories are available through an authorized Sub-Zero dealer. For local dealer information, visit subzero-wolf.com/locator.



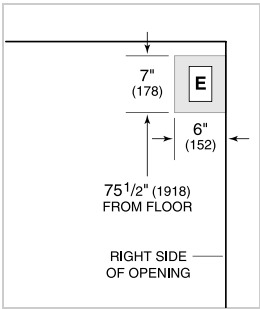
HANDLE OPTIONS



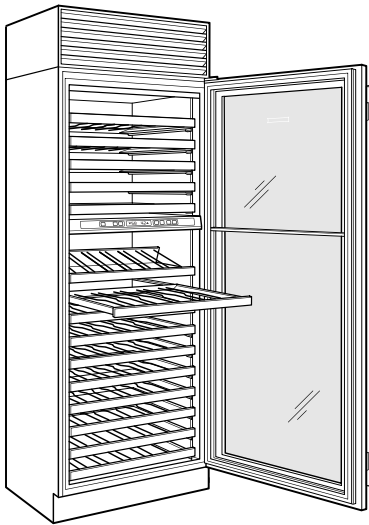
PRODUCT SPECIFICATIONS

Model	WS-30/S
Dimensions	30"W x 84"H x 24"D
Door Clearance	31 3/4"
Weight	445 lb
Electrical Supply	115 VAC, 60 Hz
Electrical Service	15 amp dedicated circuit
Wine Storage Capacity	147 bottles
Receptacle	3-prong grounding-type

ELECTRICAL

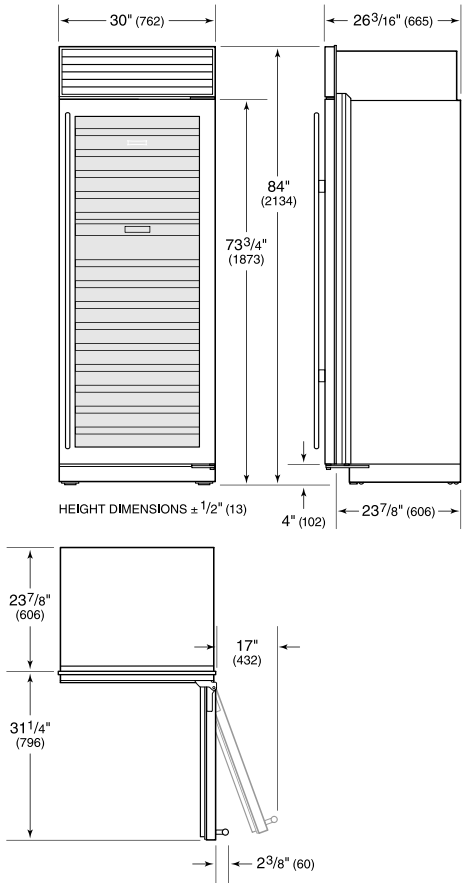


INTERIOR VIEW

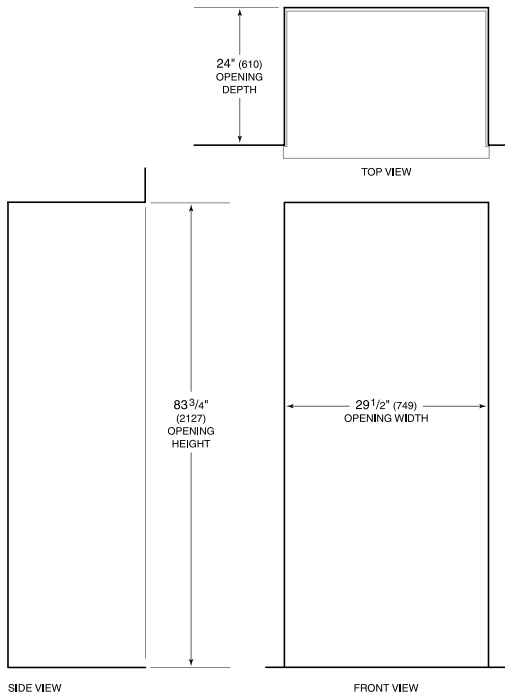


This illustration is intended for interior reference only and may not represent the exterior of the model being specified.

DIMENSIONS



STANDARD INSTALLATION



NOTE: Shaded line represents profile of unit.