

STU1822



Product family	Dishwashers
Width	18"
Commercial height	82 cm
Kitchen panel	Not supplied
N° baskets	2
Engine	Inverter
EAN code	8017709344177



Programs



Number of programs	6	Regular	Yes
Washing temperatures	45, 50, 55, 65 °F	Intensive 150°F	Yes
Auto	Yes	Rinse	Yes

Options



Delay start	Up to 24 hours	Extra-dry option	Yes
-------------	----------------	------------------	-----

Baskets

Basket color	Gray	Upper basket height adjustment	On two levels (5cm)
Basket components finish	Gray	Lower basket	With 2 foldable racks
Handle	In plastic on upper and lower basket	Colour Inner Components	Gray
Upper basket	With 2 foldable racks	Cutlery basket	Yes

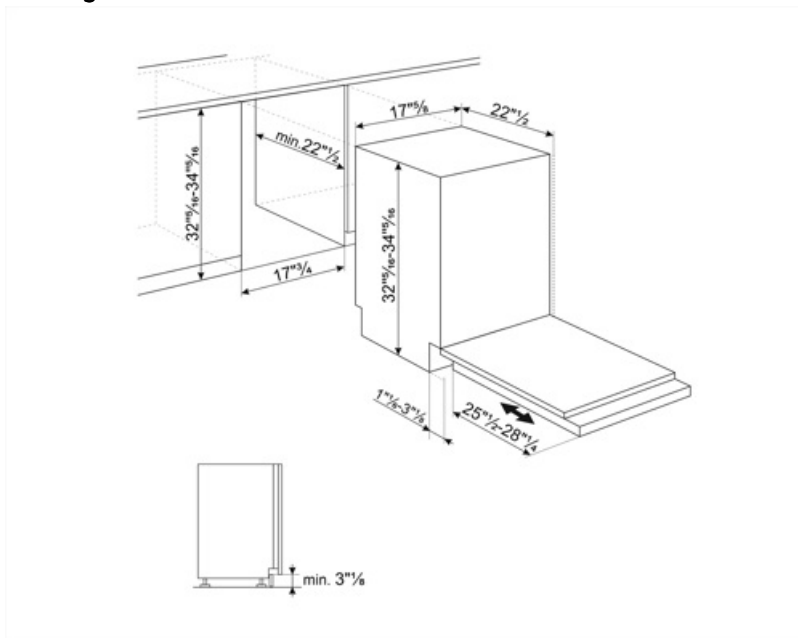
Technical Features

Width	17 5/8 "	Rinse aid indicator	Light
Depth	21 5/8 "	End-of-cycle indicator	On display, with acoustic signal
Display type	LED display (3 digits)	Washing system	Standard
Height	32 5/16 "		

Controls	Electronic	Tube material	Stainless steel
Display	Delay start, Program progress indicator	Filter	Stainless steel
Program symbols	Writings in English	Concealed heating element	Yes
On/off indicator	Yes	Adjustable feet	2", from 32 1/4" to 34 1/4"
		Back feet adjustable from front	Yes

Electrical Connection

Plug	(B) USA 120V	Frequency (Hz)	60 Hz
Connected power	1400 W	Connection type	Single-phase
Current	12 A	Power supply cable length	116 "
Voltage	120 V		




Not included accessories



KITPL60B

Toekick Kit in White colour with adjustable height and deepness. Can be installed over all the fully integrated and underbench models with variable fulcrum or flexifit hinges.



KITPL60X

Toekick Kit in Stainless Steel with adjustable height and deepness. Can be fitted over all the fully integrated and underbench models with variable fulcrum or flexifit hinges.



KITPL60N








Toekick Kit in Black colour with adjustable height and deepness. Can be installed over all the fully integrated and underbench models with variable fulcrum or flexifit hinges.



KITPLV2

Kit extension for dishwasher and washing machine: lenght mt. 2

Symbols glossary

	COMM_HEIGHT_82_72dpi		Delay Timer: The delay timer can postpone the start of the program by up to 24 hours.
	Inverter technology: The evolution of Smeg's driers towards more intelligent and environmentally sustainable models has led to the choice of using Inverter technology with heat pumps, which reduces significantly energy consumption.		Delicate: Delicate washing program is designed for delicate dishes which are not heavily soiled.
	PRG_RINSE_72dpi		...
	...		