



Air Conditioner

SVC MANUAL(Exploded View)

MODEL : AUUW423D[LUU425HV]

CAUTION

Before Servicing the unit, read the safety precautions in General SVC manual.
Only for authorized service personnel.

AiMadison
Your Appliance Authority™
800-570-3355

1. Specification

Indoor Unit

Indoor Unit			ATNH423MLAD
Nominal Capacity (Min~Rating~Max)	Cooling	Btu/h	42,000
	Heating	Btu/h	44,000
Nominal Input (Min~Rating~Max)	Cooling	kW	4.24
	Heating	kW	4.31
Indoor Unit			APNH423TLAD
Nominal Capacity (Min~Rating~Max)	Cooling	Btu/h	42,000
	Heating	Btu/h	44,000
Nominal Input (Min~Rating~Max)	Cooling	kW	4.67
	Heating	kW	4.63

Outdoor Unit

Indoor Unit			AUUW423D [LUU425HV]
Compressor	Type		Rotary
Refrigerant Charge	Charge*	g(oz)	3600(127)
	Type		R410A
Fan	Discharge	Side/Top	side
Noise Level(H/L)	Sound Press, 1m	dB(A)±3	58
Dimensions	W*H*D	mm (inch)	950*1380*330 (37.4*54.3*13.0)
Net Weight	Outdoor	kg(lbs)	103(227)
Piping connections	Liquid	mm (inch)	9.52 (3/8)
	Gas	mm (inch)	15.88 (5/8)
Power Supply Cable(Includes earth)	No.*AWG		No.*10
Interunit Cable(Includes earth)	No.*AWG		No.*18
Max. Piping Length/Elevation	m(ft)		50(164)/30(98)
Power Supply	Ø,V,Hz		1, 208~230, 60
Running Current	Cooling/Heating	A	17.7/16.7
Air Circulation		CMM(CFM)	55(194) X 2
Additional Refrigerant Charge (Over 7.5m)		g/m(oz/ft)	40(0.43)
Operation Range	Cooling	°C(°F)	-10(14) ~ 43(109.4)
	Heating	°C(°F)	-15(5) ~ 24(75.2)

Note:

1. Capacities are based on the following conditions:

- Cooling: - Indoor Temperature 27°C(80.6°F) DB/19°C(66.2°F) WB
- Outdoor Temperature 35°C(95°F) DB/24°C(75.2°F) WB
- Heating: - Indoor Temperature 20°C(68°F) DB/15°C(59°F) WB
- Outdoor Temperature 7°C(44.6°F) DB/6°C(42.8°F) WB
- Piping Length - Interconnecting Piping Length 7.5m
- Level Difference of Zero

- 2. Wiring cable size must comply with the applicable local and national code.
- 3. The specification may be subject to change without notice for purpose of improvement.

2. Function Table

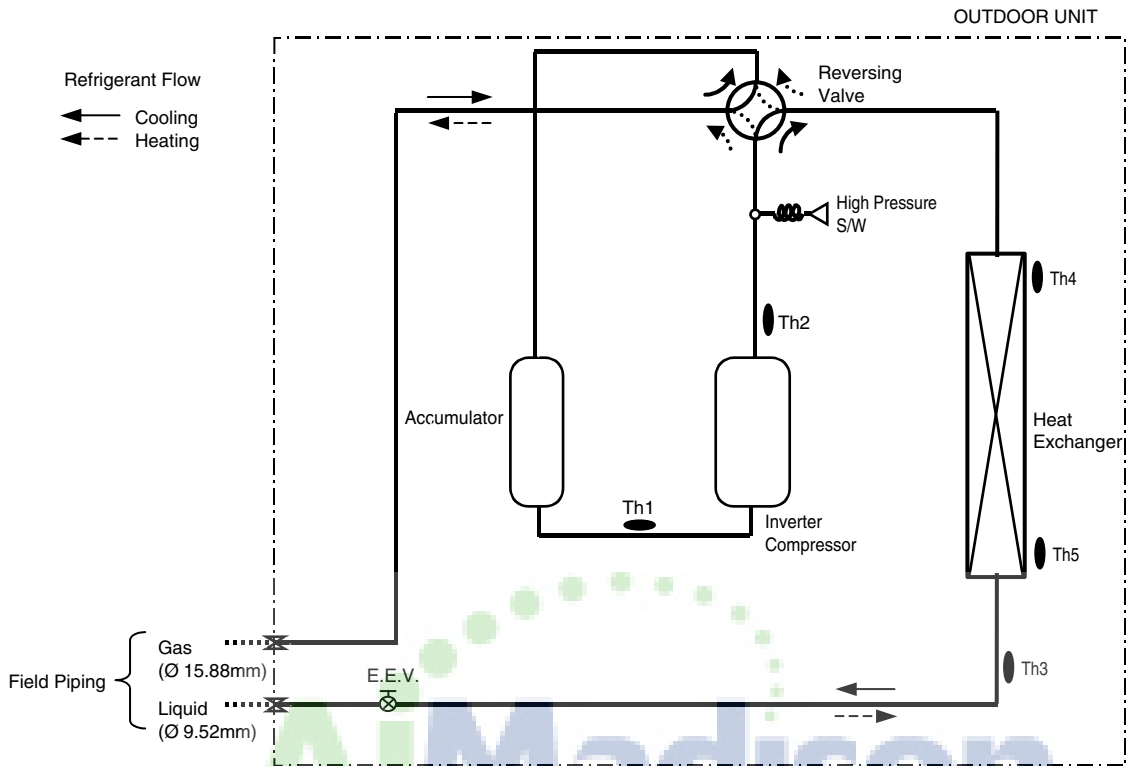
Category	Function	AUUW423D
Reliability	Defrost / Deicing	O
	High pressure switch	O
	Low pressure switch	-
	Phase protection	-
	Restart delay (3-minutes)	O
	Self diagnosis	O
	Soft start	O
	Test function	O
Convenience	Auto operation(Artificial intelligence)	O
	Auto restart operation	O
CAC network function	Network solution(LGAP)	X
	PDI(Power Distribution Indicator)	X
	PI485	X
Special function kit	Low ambient operation	O (program logic)
Others	Thermistor	-

Note :

- O: Applied, • X: Not applied, • - : No relation,
- Option: Model name & price are different according to options, and assembled in factory with main unit.
- Accessory: Installed at field, ordered and purchased separately by the corresponding model name, supplied with separate package.



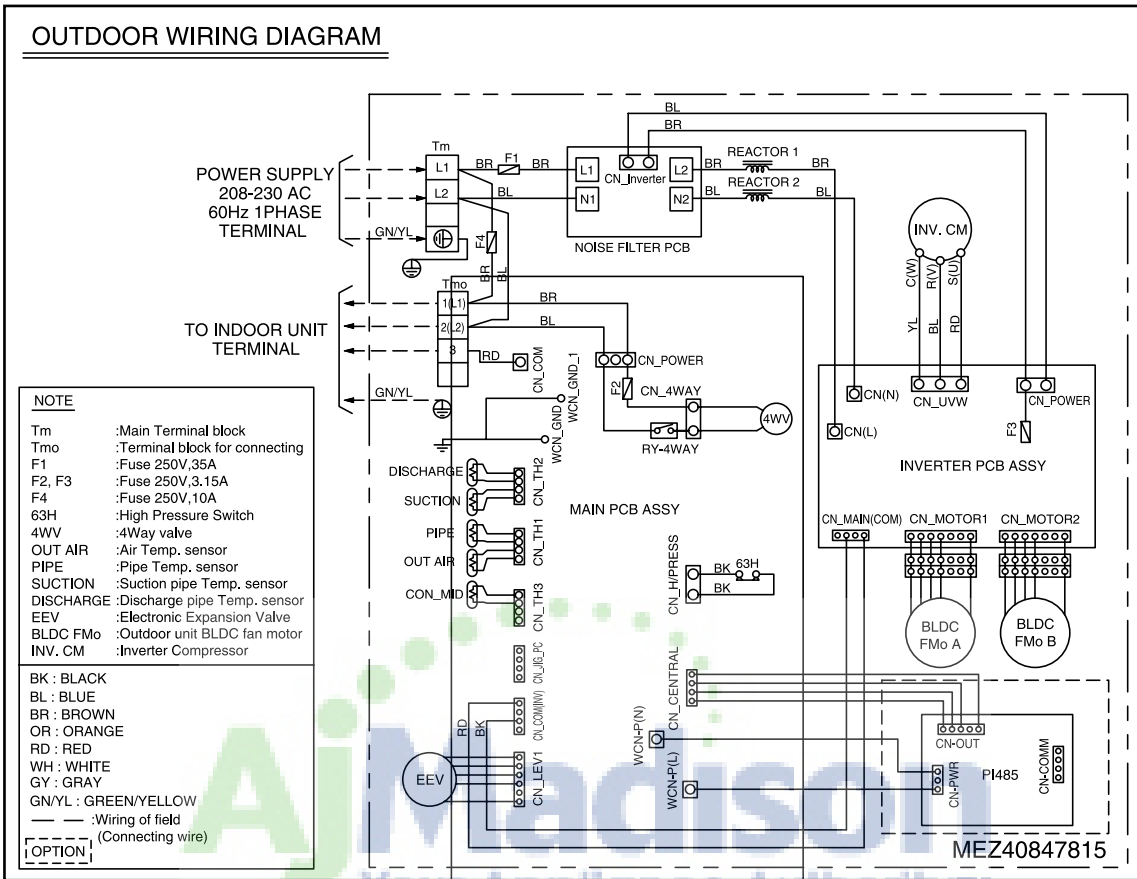


3. Piping Diagrams

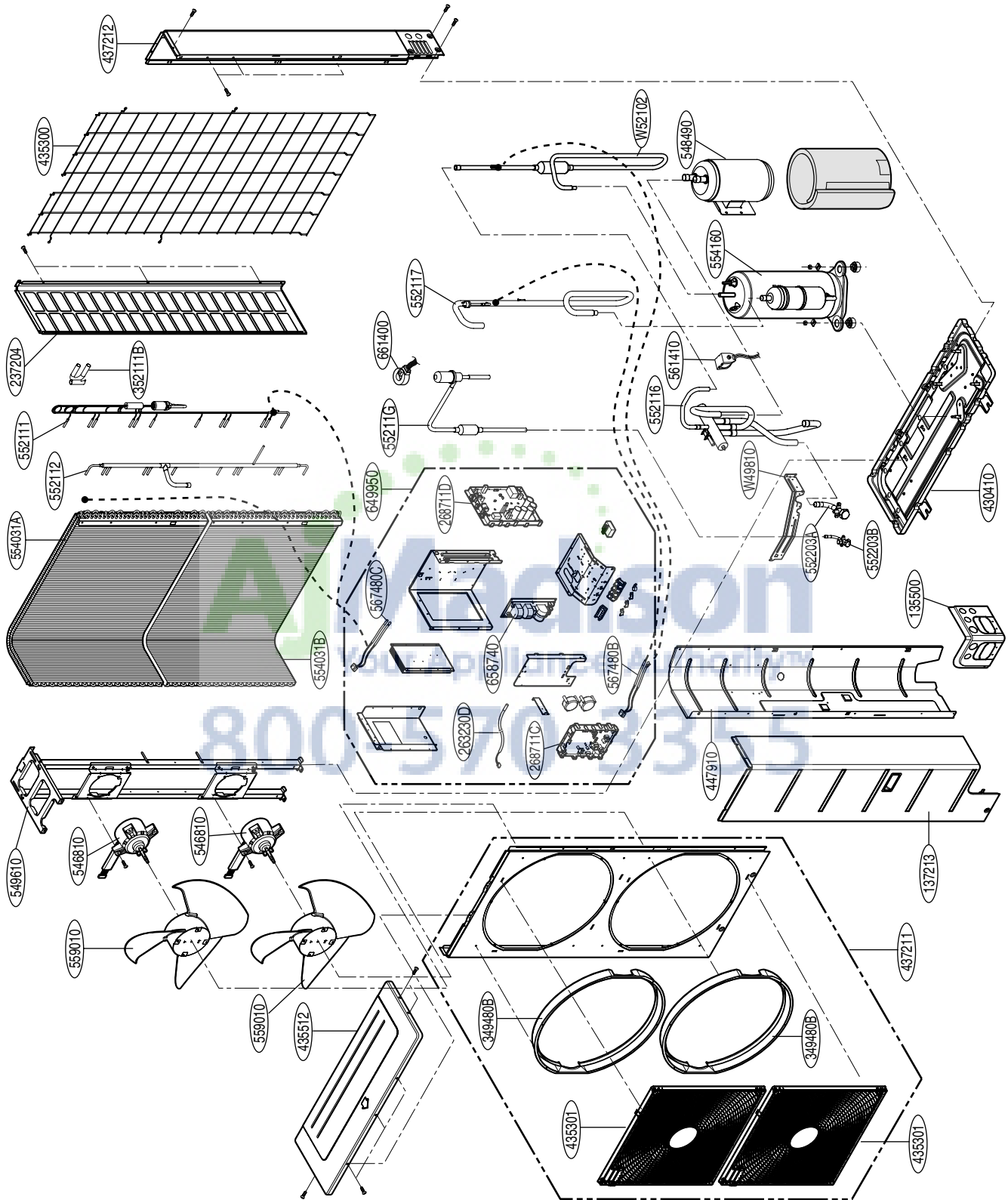


LOC.	Description	PCB Connector
EEV	Electronic Expansion Valve	CN-EEV1
Th1	Thermistor for suction pipe temperature	CN-TH2
Th2	Thermistor for discharge pipe temperature	CN-TH2
Th3	Thermistor for condenser pipe temperature	CN-TH1
Th4	Thermistor for outdoor air temperature	CN-TH1
Th5	Thermistor for condenser middle pipe temperature	CN-TH3

4. Wiring Diagrams



5. Exploded View



Note) * Please ensure GCSC since the replacement parts may be changed depending upon the buyer's request.
Please check the correct parts in View RPL(Replacement Part List) on GCSC.
(GCSC Website <http://biz.Lgservice.com>,)



AjMadison
Your Appliance Authority™
800-570-3355

P/NO : MFL62129302

FEBRUARY, 2009