

BI-48SID/O



FEATURES

- LED Lighting for brighter interior
- Overlay design accepts cabinetry panels of all kinds
- Ice and chilled water dispenser inside the refrigerator marries convenience and aesthetics
- Dual refrigeration keeps food fresher longer
- Air purification system fights spoilage, odors
- Crispers and deli drawers in low-temp, high-humidity zones for optimum freshness
- Microprocessor control assures peak performance
- Water-filtration system reduces contaminants, chlorine taste and odor
- Freshness cards for maximum food preservation
- Rigorously tested in our U.S. manufacturing facilities to ensure at least 20 years of heavy use
- Exceptional 24/7 support from our Customer Care team based in Madison, Wisconsin and just footsteps from our factory
- Magnetic door seal system locks in cold air
- Automatic ice maker with "max ice" feature
- Adjustable shelves for maximum convenience
- Ice and chilled water dispenser inside the refrigerator marries convenience and aesthetics

ACCESSORIES

- Stainless Steel Side Panel
- White Side Panel
- Air Purification Cartridge
- Egg Container
- Stainless steel kickplate
- Grilles for 83" or 88" finished height (84" is standard)
- Side panel mounting kit
- Flush inset panels in stainless steel with tubular or pro handles
- Full-length standard and extended framed handles
- Framed front panels in white or stainless steel
- Custom front panel mounting kit
- Stainless steel pro handles
- Stainless steel tubular handles

Accessories are available through an authorized Sub-Zero dealer.
For local dealer information, visit subzero-wolf.com/locator.



HANDLE ACCESSORIES

PRO



TUBULAR



PRODUCT DETAILS

REFRIGERATOR

- Internal ice and water dispenser
- 4 Adjustable glass shelves
- 1 Stationary glass shelf
- 1 High-humidity drawer with divider
- 2 Storage drawers with divider
- 3 Adjustable door shelves
- 2 Stationary door shelves
- Adjustable dairy compartment

FREEZER

- 3 Adjustable wire shelves
- 1 Stationary solid shelf
- 3 Storage drawers
- 5 Adjustable door shelves
- Automatic ice maker

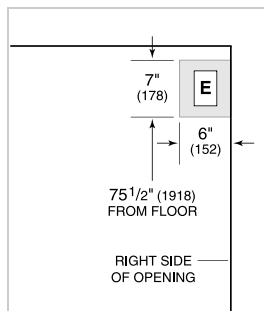
48" BUILT-IN SIDE-BY-SIDE REFRIGERATOR/FREEZER WITH INTERNAL DISPENSER - PANEL READY

SUB[®]ZERO

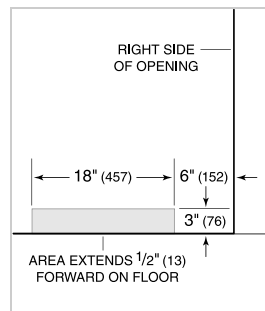
PRODUCT SPECIFICATIONS

Model	BI-48SID/O
Dimensions	48"W x 84"H x 24"D
Door Clearance	30"
Weight	656 lb
Refrigerator Capacity	18.6 cu ft
Freezer Capacity	9.6 cu ft
Electrical Supply	115 VAC, 60 Hz
Electrical Service	15 amp dedicated circuit
Plumbing Supply	1/4" OD copper, braided stainless steel or PEX tubing
Plumbing Pressure	35–120 psi
Receptacle	3-prong grounding-type

ELECTRICAL



PLUMBING

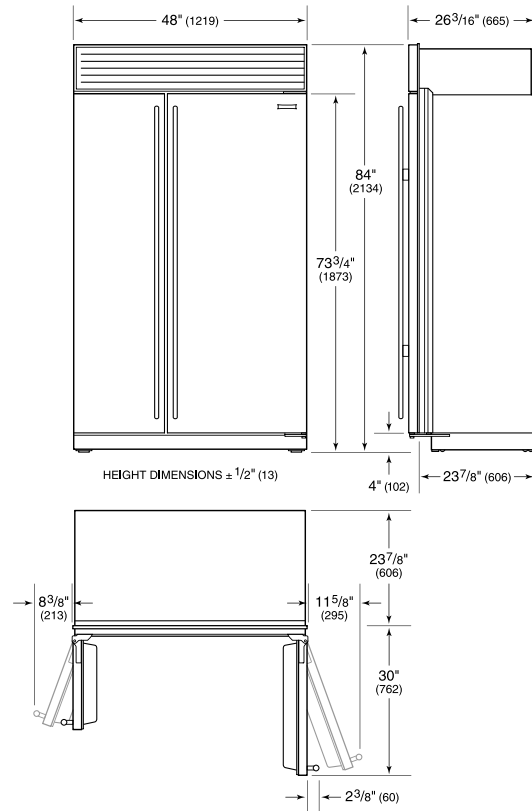


INTERIOR VIEW

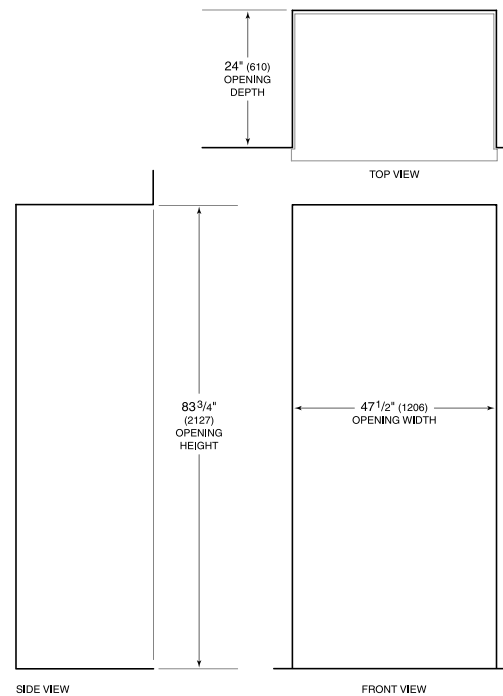


This illustration is intended for interior reference only and may not represent the exterior of the model being specified.

DIMENSIONS



STANDARD INSTALLATION



SIDE VIEW

FRONT VIEW

NOTE: Shaded line represents profile of unit.