

Job Name/Location:

Tag #:

Date:

For: File Resubmit

PO No.:

Approval Other _____

Architect:

GC:

Engr:

Mech:

Rep:

(Company)

(Project Manager)



Packaged Terminal Air Conditioners (PTAC) 208-230V Heat Pump Models



SPECIFICATIONS		Unit	LP073HDUC		LP093HDUC		LP123HDUC		LP153HDUC	
Power Supply	V/Hz/Φ		208/60/1	230/60/1	208/60/1	230/60/1	208/60/1	230/60/1	208/60/1	230/60/1
Operating Range: Heating/Cooling	°F		-4-75 / 54-115		-4-75 / 54-115		-4-75 / 54-115		-4-75 / 54-115	
Cooling Capacity	Btu/h		7,100	7,300	9,300	9,500	12,000	12,200	14,900	15,100
Heating Capacity	Btu/h		6,200	6,400	8,000	8,200	10,600	10,800	13,200	13,400
Electric Heater Capacity	with 15A cord	Btu/h (kW)	7,800 (2.3)	8,100 (2.4)	7,800 (2.3)	8,100 (2.4)	7,800 (2.3)	8,100 (2.4)	7,800 (2.3)	8,100 (2.4)
	with 20A cord	Btu/h (kW)	10,900 (3.2)	11,200 (3.3)	10,900 (3.2)	11,200 (3.3)	10,900 (3.2)	11,200 (3.3)	10,900 (3.2)	11,200 (3.3)
	with 30A cord	Btu/h (kW)	15,700 (4.6)	16,000 (4.7)	15,700 (4.6)	16,000 (4.7)	15,700 (4.6)	16,000 (4.7)	15,700 (4.6)	16,000 (4.7)
EER	Btu/h.W		13.3		12.9		11.9		11.2	
COP	W/W		3.6		3.6		3.5		3.1	
Weight: Net/Shipping	lbs		95/109		106/120		106/120		115/129	
Dimensions: W x H x D	in		42 x 16 x 21		42 x 16 x 21		42 x 16 x 21		42 x 16 x 21	
Sound Pressure Max: IDU/ODU	dB(A)		45/61		46/61		50/63		51/64	
Indoor Air Circulation Max	CFM		270		270		420		420	
Outside Air Intake (Manual Damper)	CFM		50		60		70		70	
Dehumidification	pts/hr		1.7		2.6		3.0		4.3	

ELECTRICAL		Unit	LP073HDUC		LP093HDUC		LP123HDUC		LP153HDUC	
Power Supply	V/Hz/Φ		208/60/1	230/60/1	208/60/1	230/60/1	208/60/1	230/60/1	208/60/1	230/60/1
MCA	with 15A cord	A	14.5	13.6	14.5	13.6	14.5	13.6	14.5	13.6
	with 20A cord	A	19.8	18.6	19.8	18.6	19.8	18.6	19.8	18.6
	with 30A cord	A	28.3	26.2	28.3	26.2	28.3	26.2	28.3	26.2
MOP	with 15A cord	A	15		15		15		15	
	with 20A cord	A	20		20		20		20	
	with 30A cord	A	30		30		30		30	
Cooling Rated Amps	A	2.7	2.5	3.6	3.3	5.2	4.8	6.6	6.1	
Heating Rated Amps	A	2.6	2.4	3.3	3.0	4.6	4.3	6.2	5.7	
Cooling Power Input	W	535	550	720	735	1,010	1,025	1,330	1,345	
Heating Power input	W	500	520	655	670	885	905	1,250	1,265	

1: EER - Energy Efficiency Ratio

4: ODU - Outdoor Unit

2: COP - Coefficient of Performance

5: MOP - Maximum Overcurrent Protection

3: IDU - Indoor Unit

6: MCA - Minimum Circuit Ampacity

Standard Features:

- Auto restart
- Digital control display
- Dip switch setting for temperature limiting
- Energy saver mode
- Freeze room protection
- GoldFin™ anti-corrosion treatment for condenser
- High energy efficiency
- Temperature display on unit
- Ultra-quiet operation

Required Accessories:

- Choose one of these three power cords to select heating capacity for 208-230V units:

- AYUH2115 - 15A - 2.3/2.4 kW
- AYUH2120 - 20A - 3.2/3.3 kW
- AYUH2130 - 30A - 4.6/4.7 kW

Optional Accessories:

- See page 3

Job Name/Location:

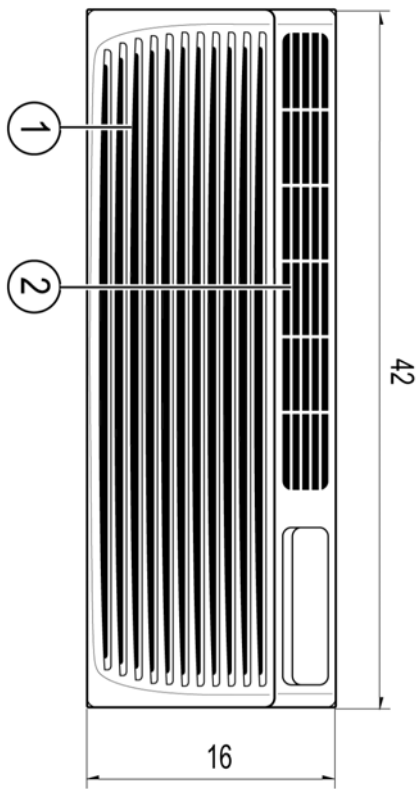
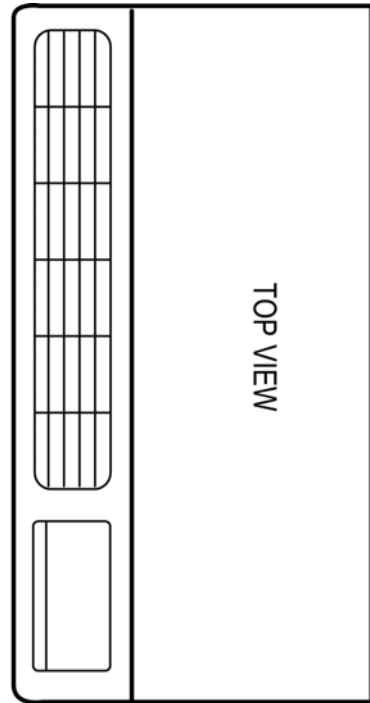
Packaged Terminal Air Conditioners (PTAC) 208-230V Heat Pump Models



Tag #: _____

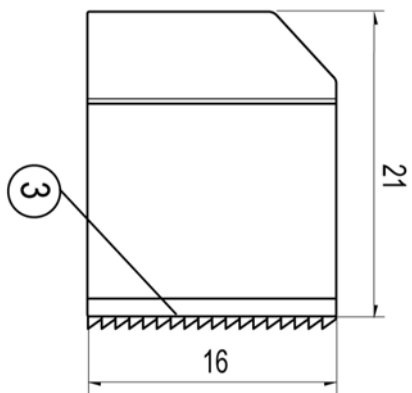
Date: _____

PO No.: _____



Unit: Inch

Item No.	Part name	Remark
1	Inlet Grille	
2	Vertical Air Deflector	
3	Architectural Grille	



Notes:

1. The unit should not be installed in a closed area.
2. In an area or space having no proper circulation, an air guide should be installed on the outdoor side.

Packaged Terminal Air Conditioners (PTAC) 208-230V Heat Pump Models



Tag #:

Date:

PO No.:



AYWH110



PYRCUCA0B / PYRCUCC1HB

OPTIONAL ACCESSORIES:

TYPE	MODEL#	NAME
Control	<input type="checkbox"/> AYWH110	Wired Wall Thermostat Connection Kit (1 included with every PTAC)
	<input type="checkbox"/> PYRCUCA0B	Digital Wired Wall Thermostat
	<input type="checkbox"/> PYRCUCC1HB	Digital Wireless Wall Thermostat



AYAD101



AYCP101



AYFT110



AYLD1A



AYLL101A



AYRE110



AYS1101A/AYS2101A
AYS3101A
AYS5101/AYS6101

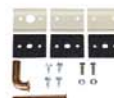
TYPE	MODEL#	NAME
Indoor	<input type="checkbox"/> AYAD101	Air Deflector
	<input type="checkbox"/> AYCP101	Control Panel Key Lock
	<input type="checkbox"/> AYFT110	Replacement Filters (10-pack)
	<input type="checkbox"/> AYLD1A	Lateral Duct Kit
	<input type="checkbox"/> AYLL101A	Leveling Legs (set of 2)
	<input type="checkbox"/> AYRE110	Remote Escutcheon Kit (10-Pack)
	<input type="checkbox"/> AYSB1101A	Sub Base (208/230V, 20A)
	<input type="checkbox"/> AYSB2101A	Sub Base (208/230V, 30A)
	<input type="checkbox"/> AYSB5101	Protective Sub Base Panel
	<input type="checkbox"/> AYSB6101	Non-electrical Sub Base



AYAGALA01A/AYAGALB01A/AYAGALC01A



AYAGPLB01/AYAGPLC01/AYAGPLD01



AYDR101A



AYFDSV01A



AYRGALA01



AYSVB01A

TYPE	MODEL#	NAME
Outdoor	<input type="checkbox"/> AYAGALA01A	Aluminum Architectural Grille
	<input type="checkbox"/> AYAGALB01A	Dark Bronze Color Architectural Grille
	<input type="checkbox"/> AYAGALC01A	Soft Dove Color Architectural Grille
	<input type="checkbox"/> AYAGPLB01	Dark Bronze Color Polymer Grille
	<input type="checkbox"/> AYAGPLC01	Soft Dove Color Polymer Grille
	<input type="checkbox"/> AYAGPLD01	White Color Polymer Grille
	<input type="checkbox"/> AYDR101A	Condensate Drain Kit
	<input type="checkbox"/> AYFDSV01A	Four-piece Insulated Snap Together Wall Sleeve
	<input type="checkbox"/> AYRGALA01	42" Stamped Aluminum Grille
	<input type="checkbox"/> AYSVB01A	42" One Piece Insulated Wall Sleeve

REQUIRED ACCESSORY FOR 208-230V PTAC (choose one power cord):

TYPE	MODEL#	NAME
Power Cord	<input type="checkbox"/> AYUH2115	15 Amp electrical cord and plug for 208V/230V PTAC models that have universal heater (2.3/2.4 kW)
	<input type="checkbox"/> AYUH2120	20 Amp electrical cord and plug for 208V/230V PTAC models that have universal heater (3.2/3.3 kW)
	<input type="checkbox"/> AYUH2130	30 Amp electrical cord and plug for 208V/230V PTAC models that have universal heater (4.6/4.7 kW)



AYUH2115



AYUH2120



AYUH2130