



Buy it for looks. Buy it for life.®

Specifications

SINK DESCRIPTION

- Manufactured of 18 gauge stainless steel
- The large bowl is a minimum of 21" x 16" x 10"
- The sink ledge has three fixture mounting holes, 1-1/2" in diameter and 4" on center
- Has one 3-1/2" diameter recessed drain opening
- Soundshield undercoating maximizes sound deadening and inhibits condensation
- Made in U.S.A.
- Includes all necessary mounting hardware

CUT OUT DIMENSIONS

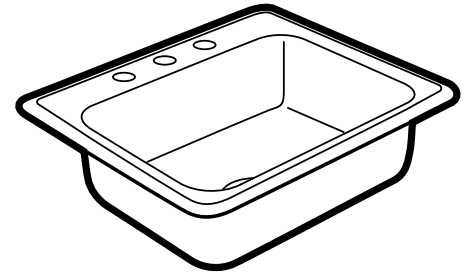
- Cut out dimensions are 24-3/8" x 21-3/8", with a 5/16" corner radius. A tolerance of plus or minus 1/16" is acceptable

STANDARDS

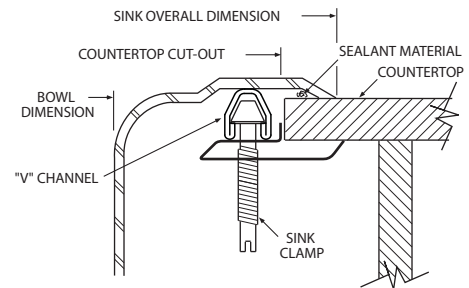
- Third party certified by to ASME A112.19.3/CSA B45.4 and all applicable specifications referenced therein

WARRANTY

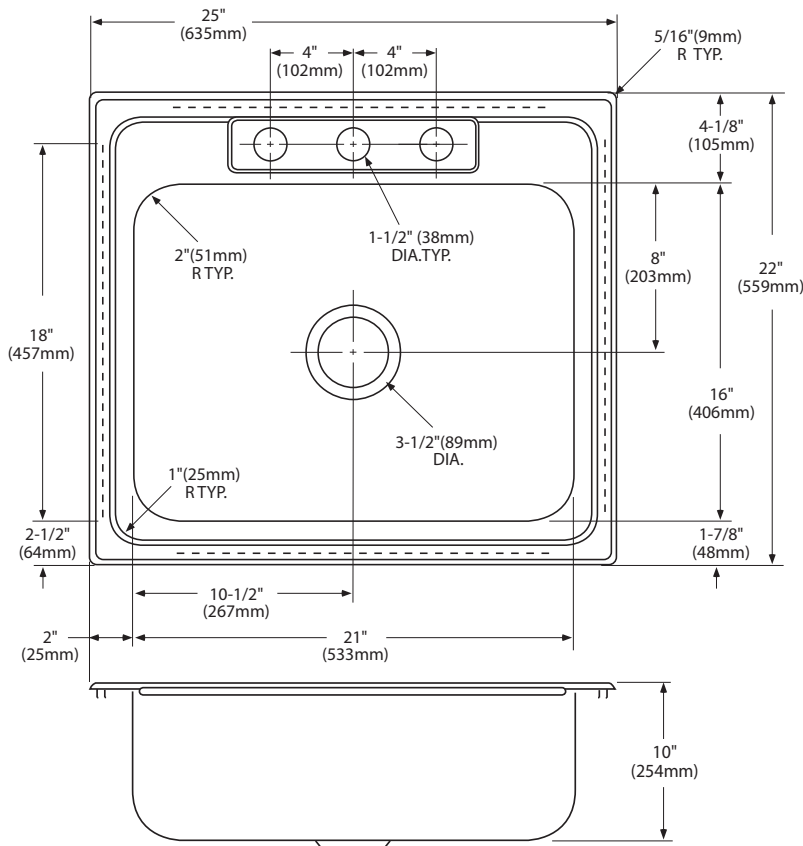
- Limited lifetime warranty against material or manufacturing defects



Lancelot®
Single Bowl Drop-In Sink
Model: S22338
(LD-2522-3-10)



Installation Detail



CRITICAL DIMENSIONS

(DO NOT SCALE)