



Buy it for looks. Buy it for life.®

Specifications

SINK DESCRIPTION

- Manufactured of 18 gauge stainless steel
- The two bowls, the larger bowl is 14" x 18" x 8" and the smaller bowl is 14" x 16" x 8"
- The sink ledge has four fixture mounting holes, 1-1/2" in diameter and 4" on center
- Has one 3-1/2" diameter recessed drain opening in each bowl
- Soundshield undercoating maximizes sound deadening and inhibits condensation
- Made in U.S.A.
- Includes all necessary mounting hardware

CUT OUT DIMENSIONS

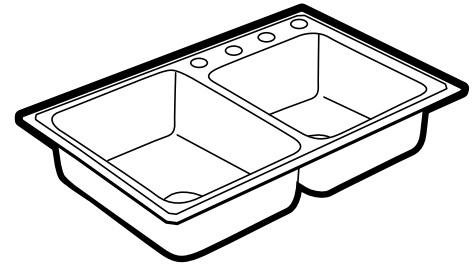
- Cut out dimensions are 32-3/8" x 21-3/8", with a 5/16" corner radius. A tolerance of plus or minus 1/16" is acceptable

STANDARDS

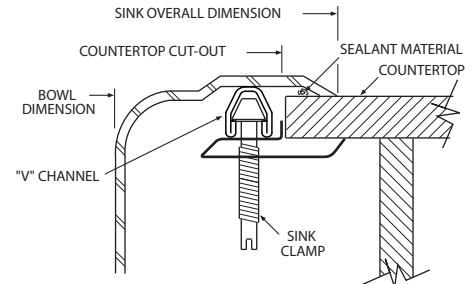
- Third party certified to ASME A112.19.3/CSA B45.4 and all applicable requirements referenced therein

WARRANTY

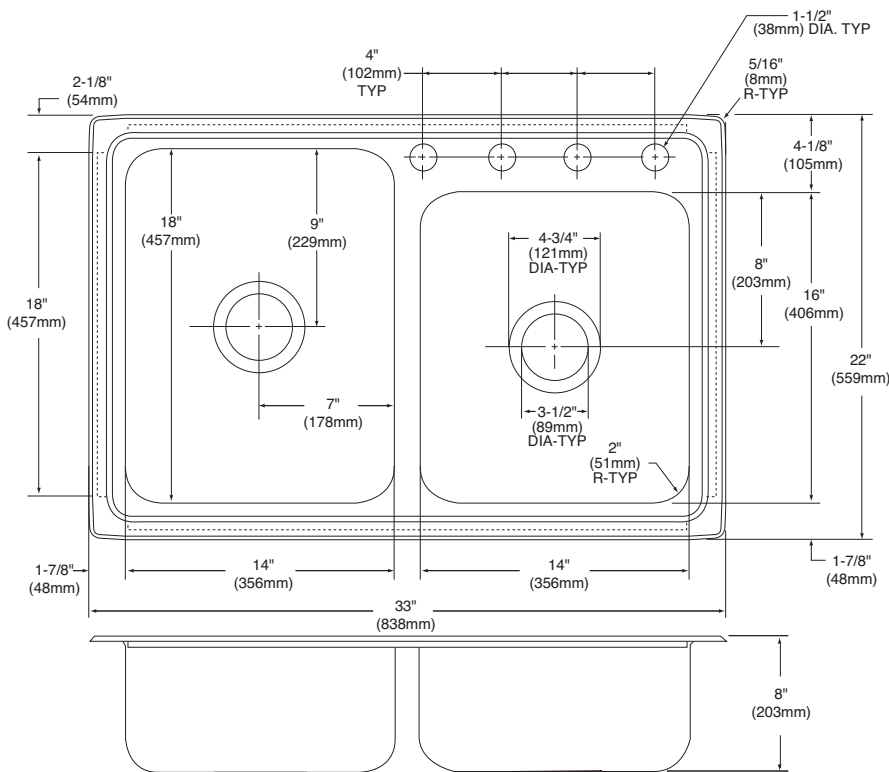
- Limited lifetime warranty against material or manufacturing defects



Lancelot®
Double Bowl Drop-In Sink
Model: S22316
(LSR-3322-4)



Installation Detail



CRITICAL DIMENSIONS

(DO NOT SCALE)