

# RSDU30RX



|                         |   |
|-------------------------|---|
| <b>Product family</b>   | Refrigerator                              |
| <b>Installation</b>     | Built-in                                  |
| <b>Category</b>         | Single door                               |
| <b>Built-in niche</b>   | >200                                      |
| <b>Reference width</b>  | 70 - 80                                   |
| <b>Reference height</b> | Higher than 200                           |
| <b>No-frost system</b>  | Yes                                       |
| <b>Cooling type</b>     | Total no-frost - Dual-flow cooling system |
| <b>Defrost</b>          | Automatic                                 |
| <b>Hinge</b>            | Door-to-door                              |
| <b>Hinge position</b>   | Right                                     |
| <b>EAN code</b>         | 8017709332723                             |



## Aesthetic

|                                  |                 |                                  |          |
|----------------------------------|-----------------|----------------------------------|----------|
| <b>Aesthetics</b>                | Universal       | <b>Side material</b>             | Steel    |
| <b>Color</b>                     | Stainless steel | <b>Logo</b>                      | Applied  |
| <b>Material</b>                  | Steel           | <b>Door shelf profile color</b>  | Silver   |
| <b>Door stainless steel type</b> | Normal          | <b>Drawers profile color</b>     | Silver   |
| <b>Handle</b>                    | External        | <b>Glass shelf profile color</b> | Silver   |
| <b>Handle</b>                    | Fixed           | <b>Display</b>                   | TFT      |
| <b>Handle color</b>              | Stainless steel | <b>Display position</b>          | Internal |
| <b>Logo color</b>                | Stainless steel | <b>Water filter</b>              | Yes      |

## Refrigerator compartment features



|   |                 |                                    |       |
|---|-----------------|------------------------------------|-------|
| <b>No. of adjustable shelves</b>              | 3               | <b>Type of crisper cover</b>       | Glass |
| <b>Number of fruit and vegetables drawers</b> | 3               | <b>Low temperature compartment</b> | Yes   |
| <b>Type of adjustable shelves</b>             | Glass           | <b>Refrigerator lighting</b>       | Yes   |
| <b>Crisper drawer type</b>                    | Sliding crisper | <b>Refrigerator lighting</b>       | LED   |
| <b>Crisper cover</b>                          | Yes             |                                    |       |

## Refrigerator Inner Door

|  |   |   |     |
|--|---|---|-----|
| <b>Number of adjustable door shelves</b> | 3 | <b>Adjustable door bins with wire support</b> | Yes |
|--|---|---|-----|

## Other Refrigerator features



MultiFlow

Yes

## Other technical features



Display functions

Holiday, Fast-cooling, Temperature alarm, Showroom mode, Sabbath

Door open alarm

Yes

Temperature Alarm

Yes

Antibacterial gasket

Yes

Temperature setting type

Electronic

No. of compressors

1

Refrigerant gas type

R600a

Compressor type

Inverter

Refrigerant quantity

3.0 oz

Foam agent

Cyclopentane

## Performance / Energy Label NEW

Annual energy consumption

343 KWh/year

Total volume

17.41 cu. ft.

## Electrical Connection

Plug

(B) USA 120V

Frequency (Hz)

60 Hz

Current

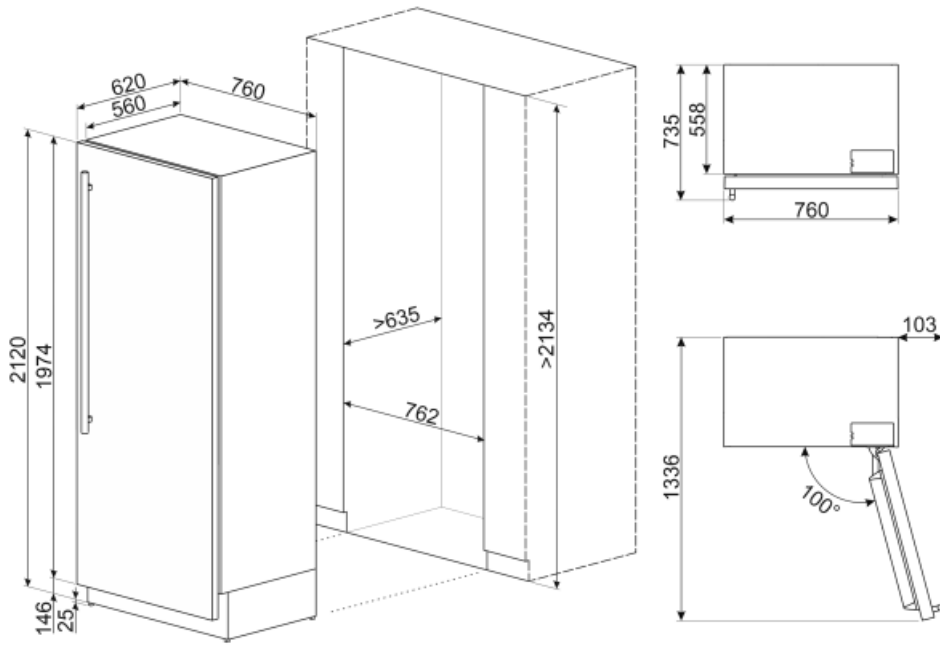
2.5 A

Power cord length

78 3/4 "

Voltage (V)








115 V



---

## Symbols glossary (TT)

---

- |  |   |   |   |
|--|---|---|---|
|  | The automatic defrost system works by automatically defrosting at regular intervals eliminating the need to defrost altogether.   |  | Antibacterial treatment: antibacterial treatment to ensure better hygiene   |
|  | Power saving mode: The power saving mode allows you to disable the refrigerator and keep the freezer working.   |  | LED interior lighting: is a more energy efficient and long lasting way of illuminating the interior of the appliance. |
|  | Inverter technology: The evolution of Smeg's driers towards more intelligent and environmentally sustainable models has led to the choice of using Inverter technology with heat pumps, which reduces significantly energy consumption. |  | Air plus: keeps food fresher for longer.  |
|  | Sabbath: This function allows you to cook food during the Sabbath, the Holiday of rest in the Jewish religion, respecting the precepts. The oven works  |   |   |