

RAS200DMWW

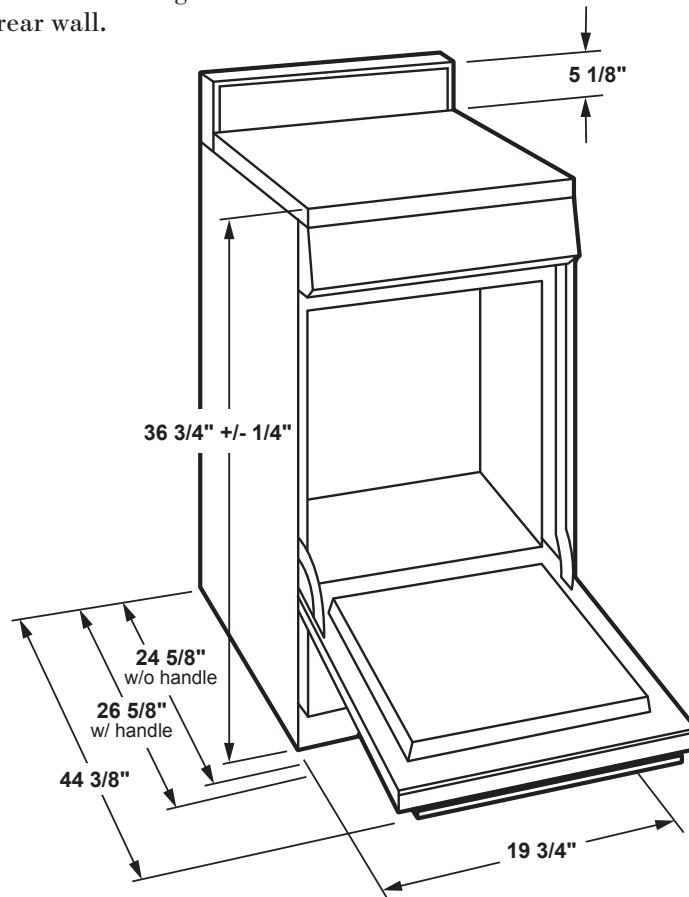
Hotpoint® 20" Electric Free-Standing Front-Control Electric Range

DIMENSIONS AND INSTALLATION INFORMATION (IN INCHES)

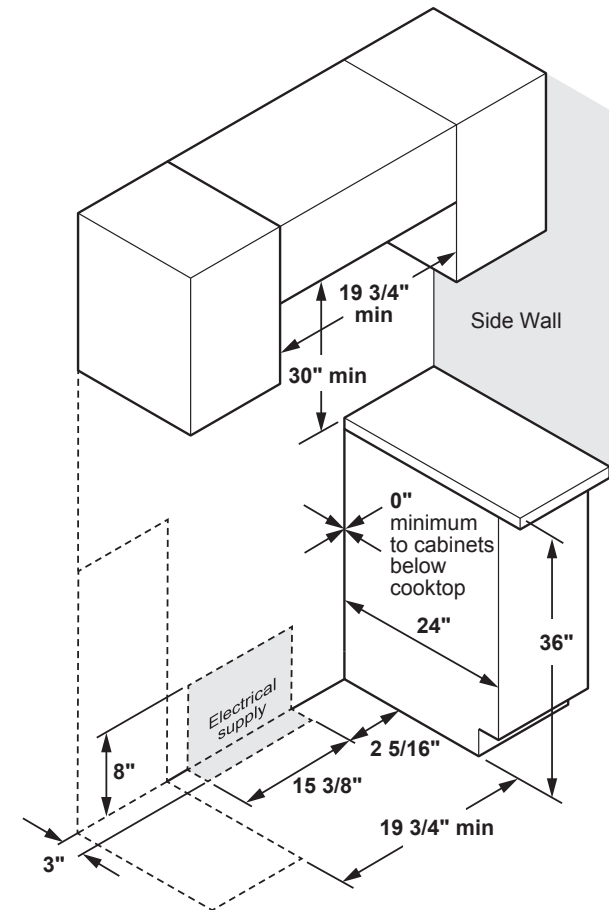
RECEPTACLE LOCATIONS

Locally approved flexible service cord or conduit must be used because terminals are not accessible after range installation. See shaded area in drawings for location of electrical outlet box. Recommended outlet locations allow range to be installed directly against rear wall.

KW RATING	
240V	10.6
208V	9.2



DIMENSIONS AND CLEARANCES (CONT.) ELECTRICAL OUTLET LOCATIONS



Hotpoint®

For answers to your Hotpoint product questions, visit our website at hotpoint.com or call 800.626.2000.

**ADA
COMPLIANT**



All GE Appliances ranges are equipped with an Anti-Tip device. The installation of this device is an important, required step in the installation of the range.

Specification Revised 9/18

RAS200DMWW

Hotpoint® 20" Electric Free-Standing Front-Control Electric Range

FEATURES AND BENEFITS

Front controls – Minimize need to reach

Sensi-Temp Technology – - Enjoy the same cooking power as a traditional coil with an added safety feature that meets new UL858 Household Electric Ranges Standard for Safety

Lift-up cooktop with porcelain-enameled subtop – Access messes under the cooktop for easy cleanability


Two oven racks – Feature a durable construction to help accommodate any size or type of cookware

Standard clean oven – Smooth surface makes cleaning by hand easier

One-piece durable handle – Strong and long-lasting

Chrome drip bowls – Contain spills and remove for easy cleaning

Model RAS200DMWW – White



Hotpoint®