

48" Gas Rangetops

Wolf gas rangetops offer that professional look but give you the flexibility to use ovens in other locations in the kitchen. Wolf gas rangetops offer standard features such as dual brass surface burners and our signature large red control knobs. Optional infrared charbroiler, infrared griddle and French top give you the freedom to customize your gas rangetop.



Model RT488



Model RT486C



Model RT486G



Model RT484CG



Model RT484DG



Model RT484F

Features

- Natural or LP gas models
- Classic stainless steel exterior finish
- Optional infrared charbroiler, infrared griddle and French Top configurations
- Distinctive red control knobs with chrome bezels—black knobs optional
- Dual brass burners with automatic reignition at all settings
- Porcelain-coated cast iron top grates
- Stainless steel drip tray

Features

Model	RT488	RT486C	RT486G	RT484CG	RT484DG	RT484F
Surface Burners – 16,000 Btu/hr with 500 Btu/hr delivered at simmer	8	6	6	4	4	4
Infrared Charbroiler – 16,000 Btu/hr		■		■		
Infrared Griddle – 18,000 Btu/hr			■	■		
Double Griddle – 18,000 Btu/hr					■	
French Top – 15,000 Btu/hr						■

Model numbers are for natural gas rangetops, add (-LP) to the model number for LP gas.


Accessories

- 10¹/₂" classic stainless steel riser
- Black control knobs
- Classic stainless steel standard or island trim
- Porcelain-coated cast iron wok grate
- Porcelain-coated cast iron S-grates
- Hardwood cutting board (griddle models only)
- High altitude conversion kit



This appliance is certified by Star-K to meet strict religious regulations in conjunction with specific instructions found on www.star-k.org.

Accessories are available through your Wolf dealer. To obtain local dealer information, visit the Showroom Locator section of our website, wolfappliance.com.



Infrared Charbroiler

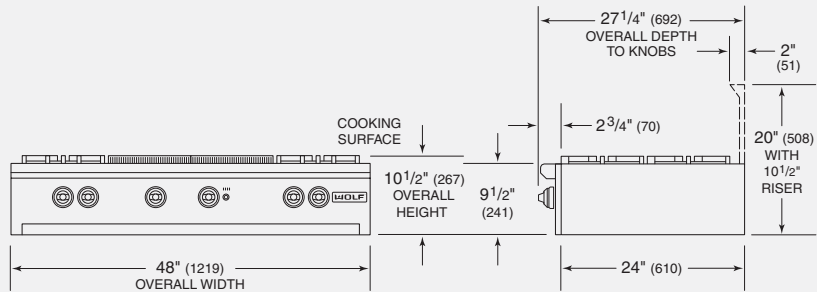


French Top

Overall Dimensions



48" Gas Rangetops

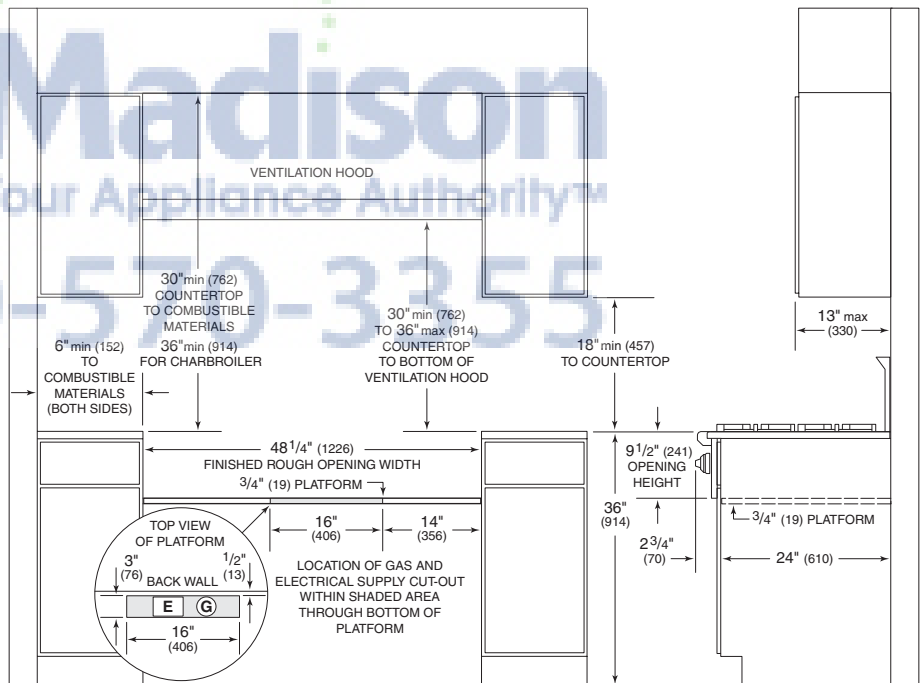


Unit dimensions may vary by $\pm 1/8"$.

Specifications

Exterior Finish	Classic Stainless Steel
Overall Width	48"
Overall Height (to cooking surface)	10 1/2"
Overall Depth	27 1/4"
Opening Width	48 1/4"
Opening Height (to countertop)	9 1/2"
Opening Depth	24"
Electrical Requirements	110/120 V AC 60 Hz, 15 amp circuit
Shipping Weight	220–280 lbs

Installation Specifications



ISLAND INSTALLATIONS: 12" (305) MINIMUM CLEARANCE FROM BACK OF RANGETOP TO COMBUSTIBLE REAR WALL ABOVE COUNTERTOP—0" (0) TO NON-COMBUSTIBLE MATERIALS

Installation Notes

- A riser is required for installations against a combustable surface.
- A Wolf Pro wall, chimney, island ventilation hood or hood liner is recommended.
- Natural gas and LP gas installations above 8,000' require the high altitude kit.

Dimensions in parentheses are in millimeters unless otherwise specified.