



## 27" Integrated All Freezer—Column

It is the elegant evolution of refrigeration design that designers have been asking for, executed as only Sub-Zero can—filled with more aesthetic and technological innovation than you would expect in such a slender form. This 27" all freezer column enables you to pair with full-size integrated refrigeration or drawers to customize your design in countless new ways. This model is ENERGY STAR® qualified for energy efficiency.



Model IC-27FI shown in a dual installation with model IC-27R all refrigerator with tubular handles. Also shown is Wolf model SO30-2U/S built-in oven and Wolf model WWD30 warming drawer.

### FEATURES

- Custom front panel and hardware allows for infinite design options.
- Point-of-use refrigeration that can be placed anywhere in the home.
- Integrated design allows for dual installation with another integrated unit.
- Microprocessor maintains precise control, within 1° of set temperature.
- Easy-access, illuminated touch control panel.
- Bright interior lighting.
- Adjustable wire shelves and door shelves.
- Soft-close glide system on storage drawers.
- Door alarm has an audible beep if door is left open.
- Automatic ice maker provides crescent shaped ice.
- 90° door stop built into hinge.
- Star-K compliant with harness kit.

### MODEL

Design

IC-27FI

Integrated

### INTERIOR FEATURES

- Freezer
  - 3 Adjustable Wire Shelves
  - 3 Storage Drawers with Dividers
  - 6 Adjustable Door Shelves
- Automatic Defrost
- Automatic Ice Maker

### ACCESSORIES

- Stainless steel front panel with tubular or pro handle—81" or 84" finished height.
- Stainless steel tubular and pro handles.
- Dual installation kits for installation with column, tall or drawer model.

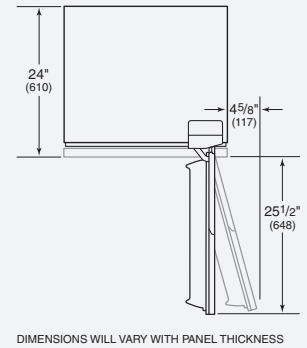
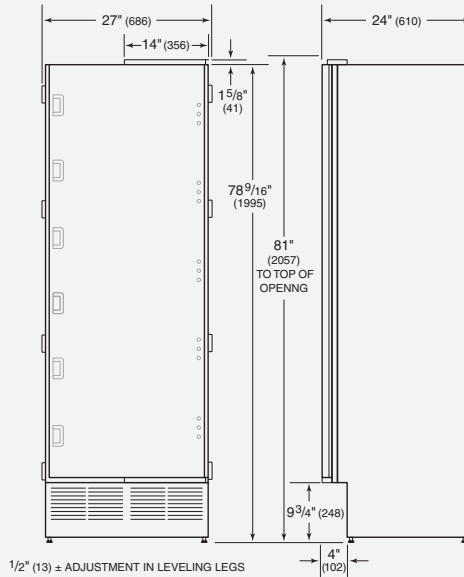
Accessories are available through your Sub-Zero dealer. For local dealer information, visit the find a showroom section of our website, [subzero.com](http://subzero.com).





## 27" Integrated All Freezer—Column

### OVERALL DIMENSIONS



DIMENSIONS WILL VARY WITH PANEL THICKNESS

Unit dimensions may vary by  $\pm 1/8$ ".

### SPECIFICATIONS

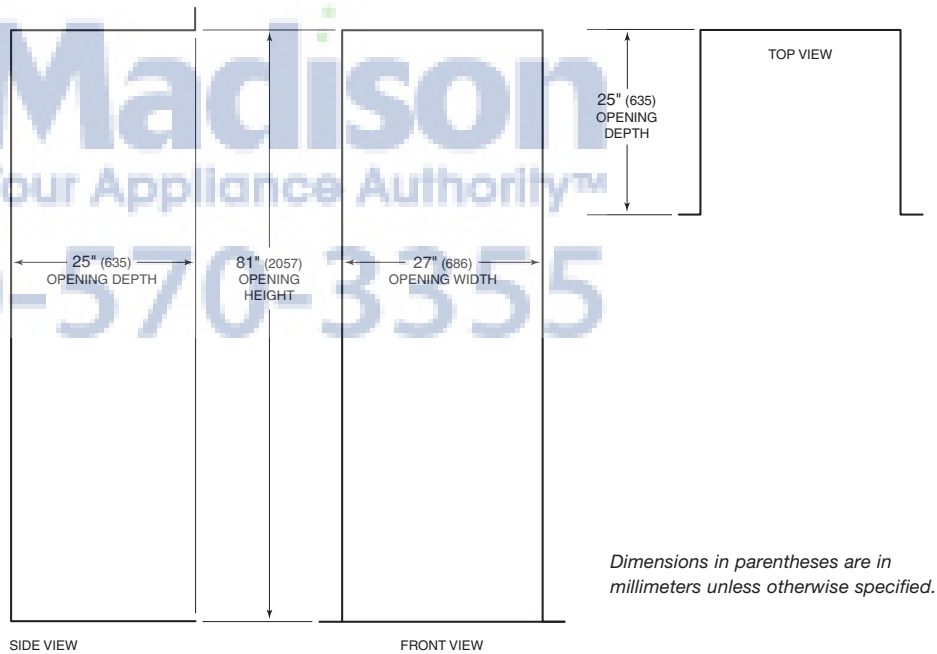
Overall Width	27"
Overall Height	81"
Overall Depth	24"
Door Clearance	25 1/2"
Freezer Capacity	16.3 cu ft
Opening Width	27"
Opening Height	81"
Opening Depth	25"*
Electrical Requirements	115 V AC, 60 Hz 15 amp dedicated circuit
Plumbing Requirements	1/4" OD copper line 20–100 psi
Annual Energy Usage	\$65**
Shipping Weight	360 lbs

\*Depth is 24" from the front of the unit to its back. Your design may necessitate moving the unit back, or cabinets forward to achieve a flush fit. This will require a minimum opening depth of 25".

\*\*Based on 10.65 cents per kilowatt hour.

### INSTALLATION SPECIFICATIONS

#### Opening Dimensions



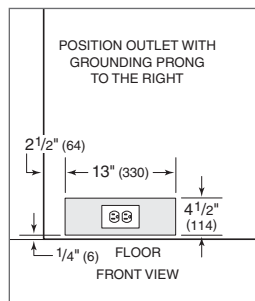
Dimensions in parentheses are in millimeters unless otherwise specified.

### INSTALLATION NOTES

Stainless steel panels with handles are available as accessories. These panels are not installed at the factory.

Complete installation specifications, including panel sizes, can be found on our website, [subzero.com/specs](http://subzero.com/specs).

#### Location of Electrical Supply



#### Location of Water Supply

