



15" Framed Electric Cooktop

The black ceramic glass top of the Wolf 15" framed electric cooktop is beautifully complemented by the stainless steel trim. The integrated design allows for use with multiple cooktop units or modules. Two heating elements with four zones offer exceptional control of temperature for cooking utensils of various sizes. Both heating elements offer true simmer and one element has a melt setting.



FEATURES

- Integrated design allows for installation of multiple cooktops or modules.
- Stainless steel trim.
- Easy-to-clean black ceramic glass surface is resistant to scratching, staining, impact and heat—translucent surface allows you to see the glow of hot elements.
- High-frequency pulsation elements improve cooking performance and control.
- Two heating elements with four zones.
- Temperature limiter to ensure that safe operating temperature of ceramic glass is never exceeded.
- Illuminated touch controls with graduated control lighting.
- True simmer setting on both elements.
- Melt setting on one element.
- Hot-surface indicator light in control panel.
- Lock mode—cooktop can be locked so that no elements can be turned on.
- Universal OFF turns all elements off.
- Countdown timer with 1 to 99 minute range and adjustable sound frequency and volume.

MAXIMUM ELEMENT POWER

- Triple-zone element power: 900 W/1800 W/2500 W.
- Single element power: 1200 W.



Model CT15E/S

ACCESSORIES

- Filler strip for installation of multiple cooktops or modules.
- Bracket supports for installation of two integrated modules with downdraft (model DD30 only).


Accessories are available through your authorized Wolf dealer. For local dealer information, visit the find a showroom section of our website, wolfappliance.com.



This appliance is certified by Star-K to meet strict religious regulations in conjunction with specific instructions found on www.star-k.org.



Touch controls.

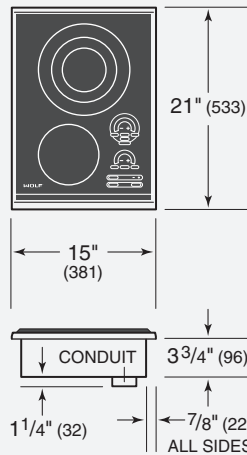


Translucent surface.



15" Framed Electric Cooktop

OVERALL DIMENSIONS



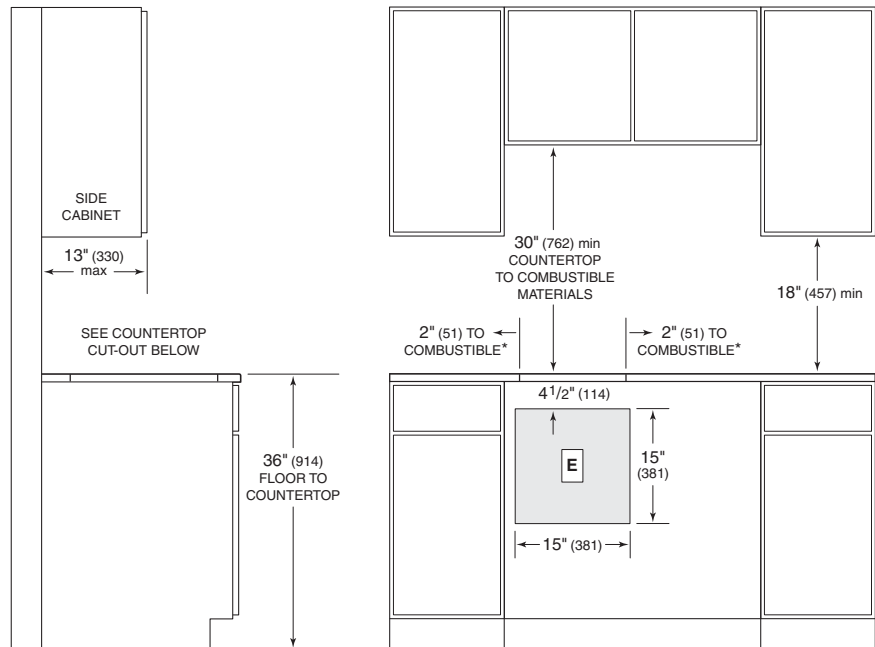
Unit dimensions may vary by $\pm 1/8$ ".

SPECIFICATIONS

| | |
|--------------------------------|---|
| Overall Width | 15" |
| Overall Height | 3 ³ / ₄ " |
| Overall Depth | 21" |
| Heating Element Outer Diameter | |
| Triple | 10" |
| Single | 6 ¹ / ₂ " |
| Countertop Cut-Out* | 13 ³ / ₈ " W x 19 ¹ / ₄ " D |
| Electrical Requirements | |
| | 240 V AC / 60 Hz / 20 amp |
| | 208 V AC / 60 Hz / 15 amp |
| Conduit | 4' flexible 3-wire |
| Electric Rating | 3.7 kW at 240 V AC |
| | 2.8 kW at 208 V AC |
| Shipping Weight | 30 lbs |

*If the cooktop is to be used with any combination of additional cooktop units or modules with a filler strip, the cut-out width increases to 14".

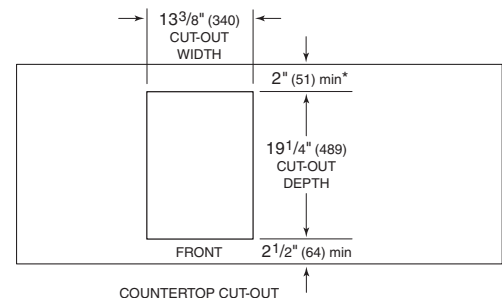
INSTALLATION SPECIFICATIONS



*Minimum clearance from cooktop cut-out to combustible materials up to 18" (457) above countertop.

NOTE: Application shown allows for installation of two 15" (381) modules side by side.

Countertop Cut-Out Dimensions



INSTALLATION NOTES

Complete installation specifications can be found on our website, wolfappliance.com.

Dimensions in parentheses are in millimeters unless otherwise specified.