




New Built-In Model BI-30U Over-and-Under

Over-and-under Model BI-30U offers easy-access refrigerated storage with a roll-out freezer drawer. Sub-Zero dual refrigeration along with new air purification and water filtration systems guard the freshness of your food and water like nothing before. Framed, overlay/flush inset and stainless steel models are available. New flush inset installation allows the unit to sit flush with surrounding cabinetry. Model BI-30U/S is Energy Star qualified.



Model BI-30U shown with stainless steel flush inset panels and tubular handles.

Features

- Framed, overlay/flush inset and stainless steel design applications
- Flush inset installation option allows unit to sit flush with surrounding cabinetry
- Air purification system
- Water filtration system
- Model BI-30U/S is Energy Star qualified with \$47 annual energy usage
- Dual refrigeration system
- Flip-up grille for easy access to condenser
- Evenly-distributed bright interior lighting
- Door shelves are adjustable in one-inch increments
- Crisper and deli drawers form a special low-temperature zone
- Informational freshness cards inside unit
- Max ice feature to increase rate of ice production for a 24-hour period

Model Options	BI-30U/F	BI-30U/O	BI-30U/S/TH	BI-30U/S/PH	BI-30U/S/CH
Design	Framed	Overlay/Flush Inset	Stainless	Stainless	Stainless
Grille	Louvered	Panel	Stainless	Stainless	Stainless
Handle	Full-Length	*	Tubular	Pro	Curved

*Handle not included to allow for design flexibility.

Interior Features

- **Refrigerator**
 - 12.7 cu ft Capacity
 - Air Purification System
 - 3 Adjustable Glass Shelves
 - 1 Stationary Glass Shelf
 - 1 High-Humidity Drawer with Divider
 - 1 Storage Drawer with Divider
 - 2 Adjustable Door Shelves
 - 1 Stationary Door Shelf
 - Adjustable Dairy Compartment
- **Freezer**
 - 4.1 cu ft Capacity
 - Water Filtration System
 - Full-Extension Roll-Out Freezer Drawer
 - Two-Tier Wire Storage Baskets
 - Automatic Ice Maker

Accessories

- Louvered, panel and stainless steel grilles for 83", 84" and 88" finished heights
- Stainless steel front panels for framed, flush inset and dual flush inset applications with stainless steel finish and handle options
- Side panels in classic stainless steel and white
- Stainless steel tubular, pro or curved handles and full-length extended handles
- Dozen egg container with lid
- Dual installation kit
- 90° door stop kit

Accessories are available through your Sub-Zero dealer. To obtain local dealer information, visit the Showroom Locator section of our website, subzero.com.

This appliance is certified by Star-K to meet strict religious regulations in conjunction with specific instructions found on www.star-k.org.



Flip-Up Grille



Air Purification System



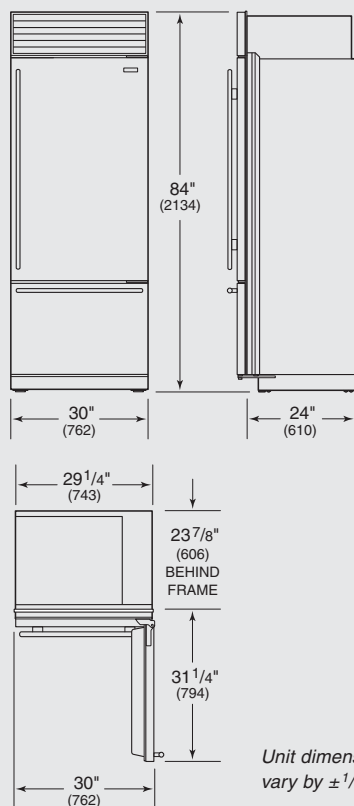
Model BI-36U shown.





Built-In Model BI-30U

Overall Dimensions



Specifications

Overall Dimensions	30"W x 84"H x 24"D
Door Clearance	Standard 31 1/4" Flush Inset 31 3/4"
Opening Width	29 1/2"
Flush Inset Width	32"
Opening Height	83 3/4"
Flush Inset Height	84"
Opening Depth	24"
Flush Inset Depth	26 3/16"
Electrical Requirements	115 V AC, 60 Hz 15 amp circuit
Plumbing Requirements	1/4" OD copper line 30–100 psi
Shipping Weight	430–462 lbs

Installation Notes

Built-In models may be used in a standard installation or in a flush inset installation which allows the unit to be flush with surrounding cabinetry.

Built-In over-and-under models with opposite hinges can be used in a dual installation.

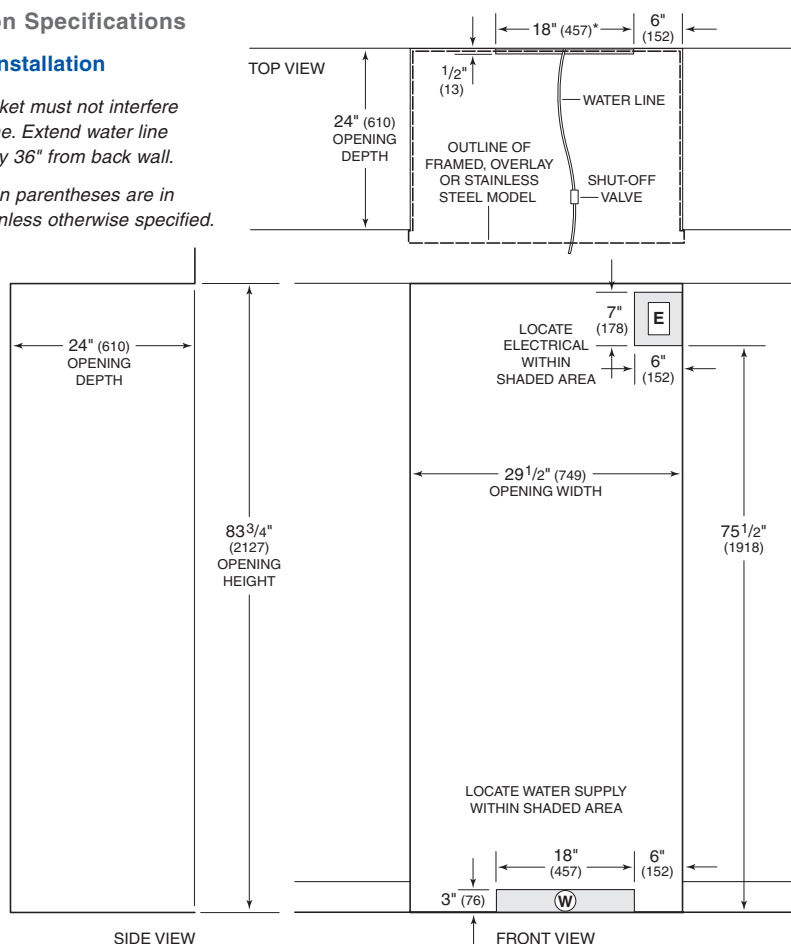
Complete installation specifications, including panel sizes, can be found on our website, subzero.com.

Installation Specifications

Standard Installation

*Anti-tip bracket must not interfere with water line. Extend water line approximately 36" from back wall.

Dimensions in parentheses are in millimeters unless otherwise specified.



Flush Inset Installation

*Anti-tip bracket must not interfere with water line. Extend water line approximately 36" from back wall.

**Dimensions based on 3/4" (19) panels.

