

# PSB9100SF

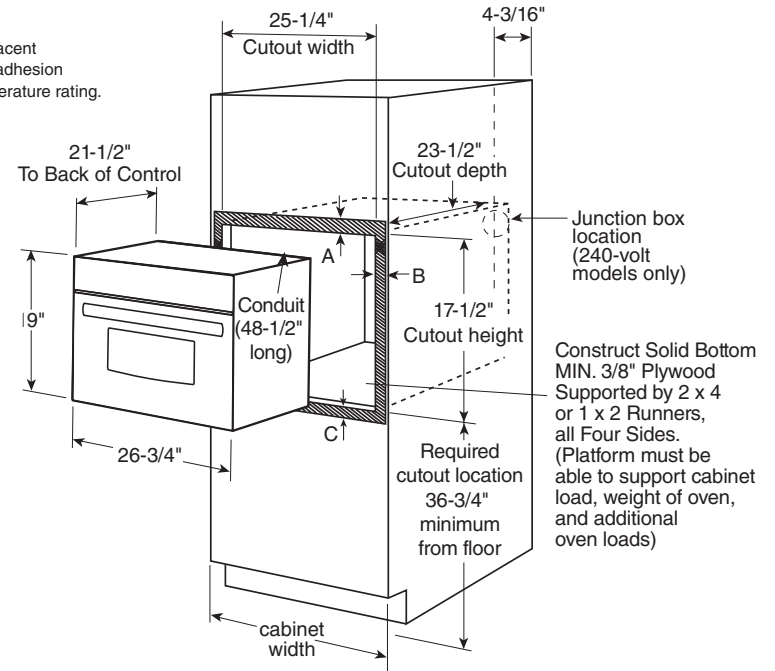
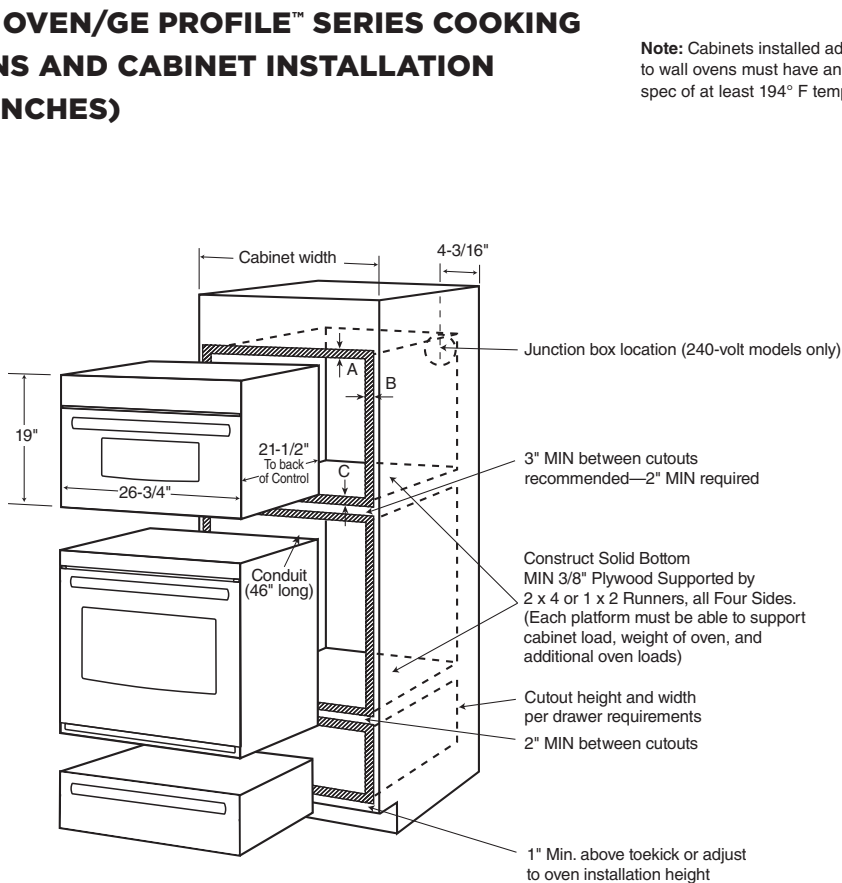
## GE Profile™ Series 27 in. Single Wall Oven with Advantium® Technology

### ADVANTIUM WALL OVEN/GE PROFILE™ SERIES COOKING TOWER DIMENSIONS AND CABINET INSTALLATION INFORMATION (IN INCHES)

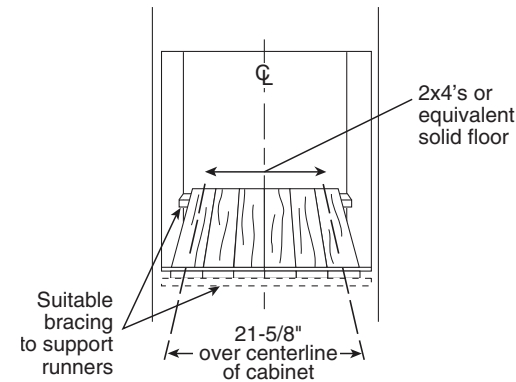
**NOTE:** Cabinets installed adjacent to wall ovens must have an adhesion spec of at least a 194°F temperature rating.

**NOTE:** 2" minimum between cutouts when installed above warming drawer or single wall oven.

**INSTALLATION INFORMATION:** Before installing, consult installation instructions packed with product for current dimensional data.



A = The unit overlap is 1/2" but allow 5/8" clearance from top edge of cutout  
 B = The unit overlap is 3/4" but allow 7/8" clearance from side edges of cutout  
 C = The unit overlap is 1" but allow 1-1/8" clearance from bottom edge of cutout



(Platform must be able to support cabinet load, weight of oven, and additional oven loads)



For answers to your Monogram, GE Cafe™, GE Profile™ or GE Appliances product questions, visit our website at [geappliances.com](http://geappliances.com) or call GE Answer Center® Service, 800.626.2000.



Specification Revised 10/20

# PSB9100SF

## *GE Profile™ Series 27 in. Single Wall Oven with Advantium® Technology*

### **FEATURES AND BENEFITS**

Speedcook oven (120) - Enjoy oven-quality results two to four times faster than a conventional oven

Multiple cooking functions - Expand your cooking versatility with an all-in one oven

Halogen heat - Skip the preheating with nearly instantaneous halogen heat

Over 175 preprogrammed menu selections - Preprogrammed selections make meals easy

Custom recipe saver - Conveniently store cooking instructions for up to 30 different recipes

Model PSB9100SFSS – Stainless Steel

