

### INSTALLATION OPTIONS

#### WALL-MOUNTED INSTALLATION

Thermador 30-inch Single Ovens may be installed in a wall cabinet that is a minimum of 24" deep and 30" wide. The cabinet base must be flat and capable of supporting a weight of at least 212 lbs. (96 kg).

#### UNDER-COUNTER INSTALLATION

Thermador 30-inch Single Ovens may be installed below a Thermador Induction, Electric or Non-professional Gas Cooktop. When installing below a Thermador Induction Cooktop, a minimum 1" air gap must be maintained between the bottom of the cooktop and the top of the oven. An electric or non-professional Thermador Gas Cooktop can be installed above a Thermador Single Built-in Oven as long as there is no contact between the bottom of the cooktop and the top of the oven. Thermador Built-in Ovens are designed and approved for installation with Thermador cooktops. Refer to the cooktop section for additional specifications.

Thermador 30-inch Single Ovens may also be installed above a Thermador warming drawer to create a convenient cooking center. Refer to the warming drawer section for additional specifications.

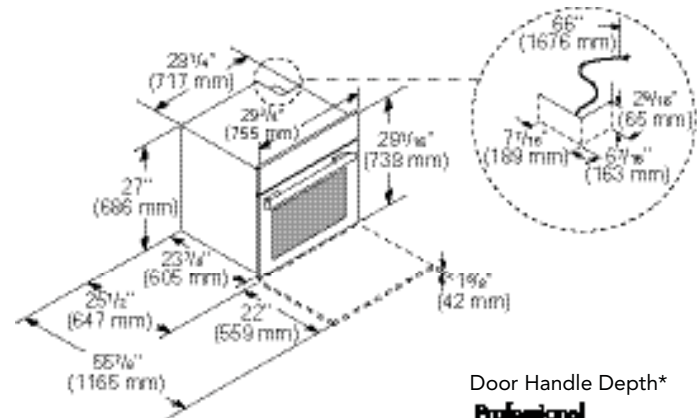
#### IMPORTANT

When a Thermador Oven is installed at the end of a cabinet run, adjacent to a perpendicular wall or cabinet door, it is good practice to allow at least 1/4" space between the side of the oven and the wall or door.

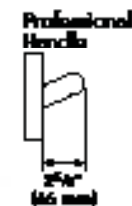
For oven support, install 2 x 4's extending front to back flush with the bottom and the side of the opening. The supporting base must be well secured to the floor/cabinet and level.

The cabinet base must be flat and capable of supporting a weight of at least 212 lbs. (96 kg) for a 30-inch single oven.

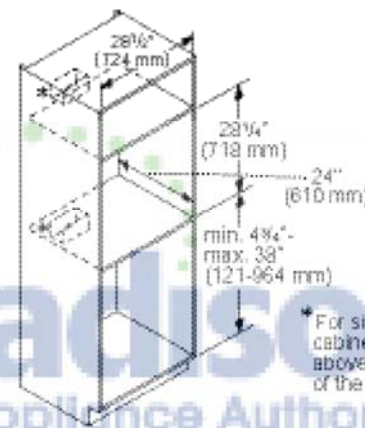
### 30-INCH SINGLE OVEN — WALL-MOUNTED



Door Handle Depth\*

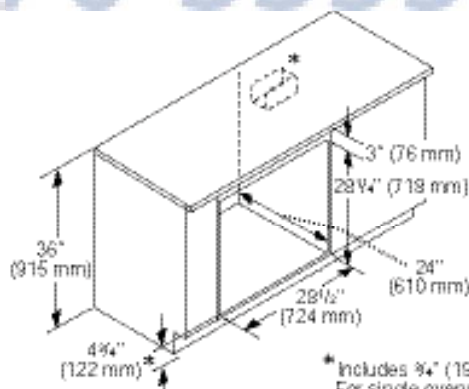


\*Protrusion of handle from outer part of door. Does not include thickness of door



\*For single ovens installed into a wall cabinet, the junction box may be located above or beneath the unit within reach of the power cord.

### 30-INCH SINGLE OVEN — UNDER-COUNTER



\*Includes 3/4" (19 mm) base plate. For single ovens installed under a cabinet, the junction box should be located to the right of the unit with reach of the power cord.