

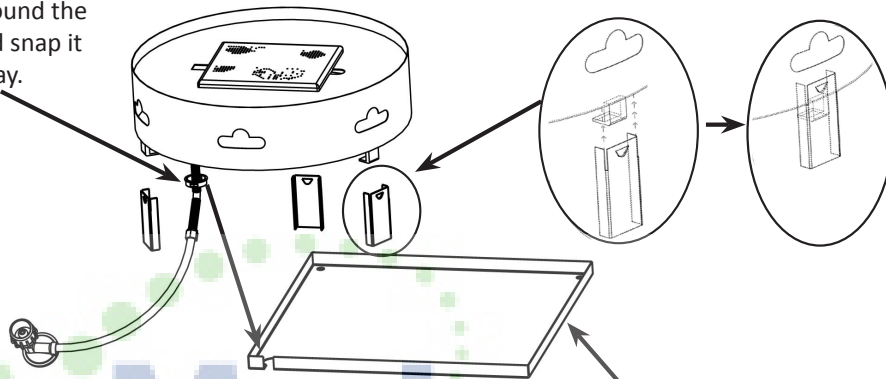


GOURMET GRILLS
Award Winning Products

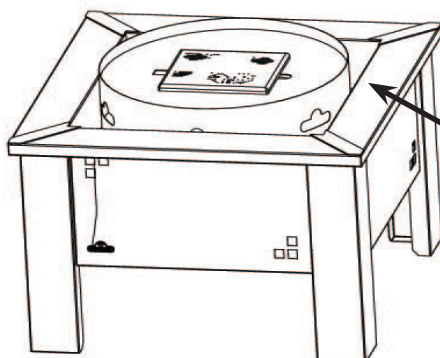
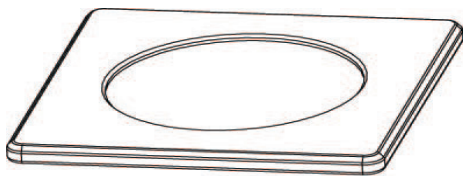
Patio Flame Granite Top Instructions

The leg extensions must be installed over the existing legs when using the optional granite top.

Install the bushing around the flexible connector and snap it into the hole in the tray.



Install the tray with the flanges facing up when using the optional granite top.



Silicone can be applied to this surface to help secure the granite top.

AjMadison
Your Appliance Authority
800-570-3355