

# PDWT302VII

## GE Profile™ Dishwasher with SmartDispense™ Technology

### Dimensions and Installation Information (in inches)

#### Electrical Rating

Voltage AC.....	120
Hertz.....	60
Total connected load amperage.....	9.9
Calrod® heater watts max.....	875

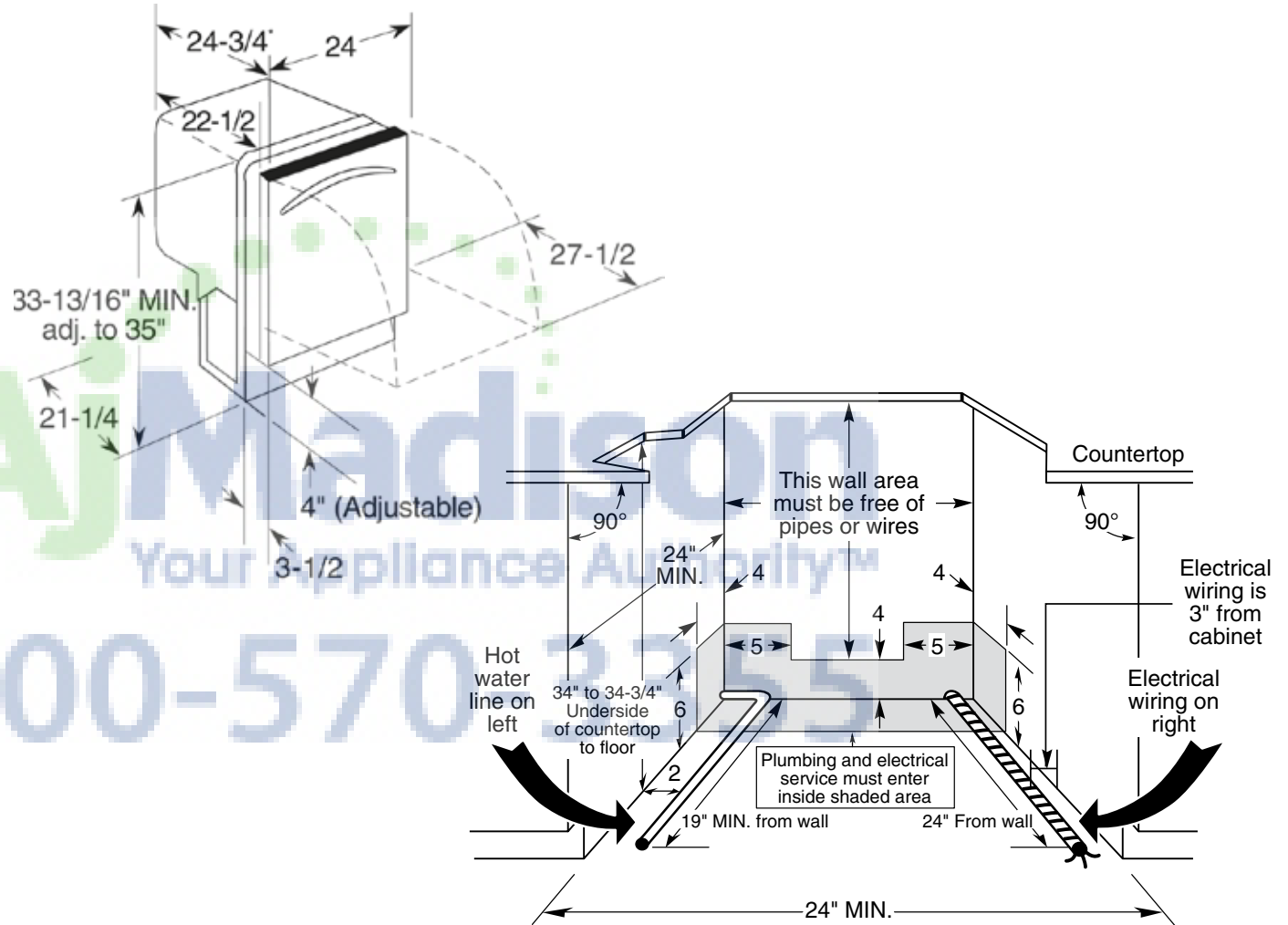
For use on adequately wired 120-volt, 15-amp circuit having 2-wire service with a separate ground wire. This appliance must be grounded for safe operation.

**Installation Information:** Before installing, consult installation instructions packed with product for current dimensional data.

†† Add 3/4" for custom panel and additional room for custom handle

An installation template is packed with these models and may be obtained in advance.

**Order Pub. No. 5-X063.**



For answers to your Monogram®, GE Profile™ or GE® appliance questions, visit our website at [geappliances.com](http://geappliances.com) or call GE Answer Center® service, 800.626.2000.



imagination at work



Listed by Underwriters Laboratories



As an ENERGY STAR® partner, GE has determined that this product meets the ENERGY STAR guidelines for energy efficiency.

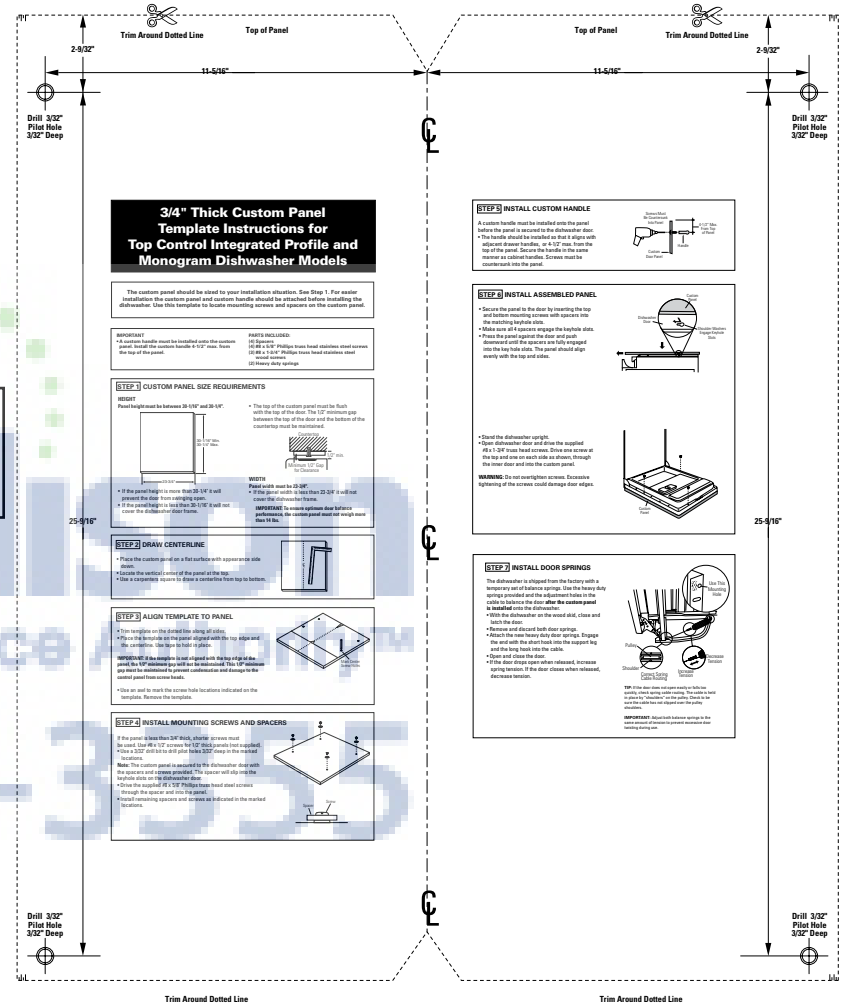
PDWT302VII

# GE Profile™ Dishwasher with SmartDispense™ Technology

## Custom Dishwasher Door Panel Template

GE Pub. No. 031-30569-1

**For Reference Only  
Not to Scale**



Order GE Pub. No. 031-30569-1

Call 1-800-626-2000

For a full-size panel template with complete panel installation instructions.

For answers to your Monogram®, GE Profile™ or GE® appliance questions, visit our website at [geappliances.com](http://geappliances.com) or call GE Answer Center® service, 800.626.2000.



imagination at work



Listed by Underwriters Laboratories



As an ENERGY STAR® partner, GE has determined that this product meets the ENERGY STAR guidelines for energy efficiency.

Specification Created 5/11

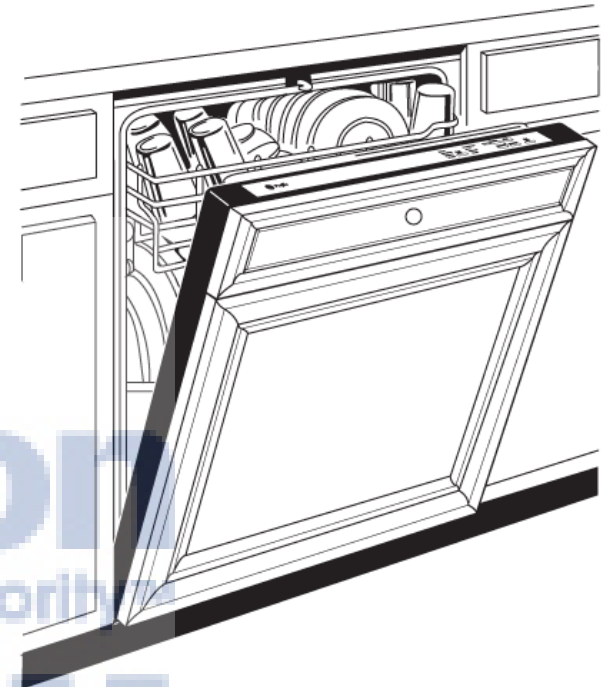
250241

# PDWT302VII

## GE Profile™ Dishwasher with SmartDispense™ Technology

### Features and Benefits

- 5-stage filtration with Piranha™ hard food disposer - 5 self-cleaning filters ensure clean dishes
- Dedicated silverware jets - Highly pressurized spray jets target the silverware area for improved cleaning
- DeepClean™ cycle with Steam Prewash - Removes tough, baked-on soils like egg, rice and oatmeal
- Fan assist dry with heated option and ActiveVent - A heating element heats the air inside while a hidden fan circulates the warm air to help dry dishes
- 51 dBA sound level - Nearly silent two-pump system cleans dirty dishes without disruption
- ENERGY STAR® qualified and CEE Tier II rated - Meets or exceeds federal guidelines for energy efficiency for year-round energy and money savings
- Eclipse black full-extension racks with ball-tip tines - Durable racks glide smoothly on ball-bearings for easy loading
- Lower rack fold-down tines - Flexible loading options handle today's dishes and cookware of all shapes and sizes
- SmartDispense™ technology - Conveniently stores up to 47 oz of liquid detergent and automatically dispenses multiple doses in each cycle
- Upper rack deep bowl tines - Even oversized bowls fit perfectly in the top rack for easy cleaning
- Antibacterial selection (NSF residential) - High temperature rinse sanitizes and reduces 99.999% of bacteria found on dishes
- Flexible racks - Designed for today's dishes and holds up to 16-place settings
- Two-pump system - One small pump for washing/rinsing and one small pump to remove soils provide excellent wash performance with reduced sound
- Model PDWT302VII - Custom panels required



imagination at work