

30" Single Wall Oven

NV51M9770S

Available Colors

Matte Black Stainless Steel (shown)

Stainless Steel



Integrated flush mount installation seamlessly blends in with cabinetry.

One touch Steam Cook, easy fill steam tray delivers moisture at precise times for a crisp, browned outside, and tender inside.

Flex Duo™ smart divider creates two different cooking zones by splitting the 5.1 cu. ft. super capacity oven into two.



Steam Cook



Flex Duo™ (Oven)

Features

- Digi-Touch Controls with LCD Display
- Blue LED Illuminated Knobs
- 5.1 cu. ft. Capacity
- Dual Convection
- Chef Cooking Modes
- Gourmet Cook
- Favorite Recipes
- 6 Oven Modes including Steam Bake and Steam Roast
- Steam Bread Proofing
- Warming Mode
- Wi-Fi Connectivity
- Wi-Fi Enabled Temperature Probe
- Smart Control Key
- LED Spotlights
- Hybrid Clean and Self-Clean
- 6 Rack Positions
- 3 Heavy-Duty Racks including 2 Gliding Racks
- Drop-Down Door Design
- Soft-Close Door
- Rapid Preheat
- Broil Element
- Hidden Heating Element
- Sabbath Mode
- Delay Start
- Kitchen Timer
- Child Safety Lock
- ADA Compliant



ADA Compliant

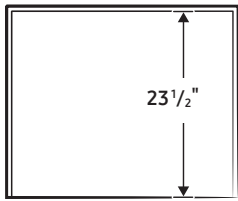
30" Single Wall Oven

NV51M9770S

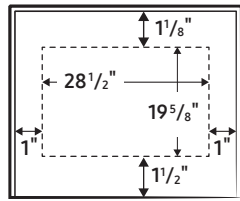
Cabinet Dimensions

Dimensions provide minimum reveals (except electrical supply location 'E'). Allow a minimum of 22" for clearance to adjacent corners, drawers, walls, etc. when door is open.

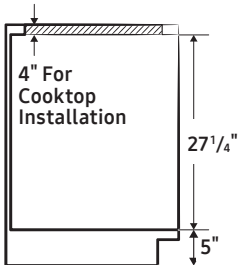
Single Wall Oven Installed in Cabinet (Standard)



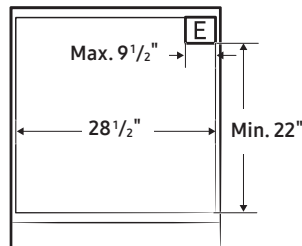
Top View



Top View (Cooktop Installation)

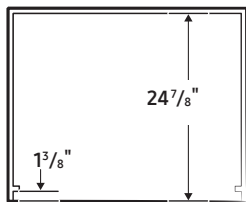


Side View

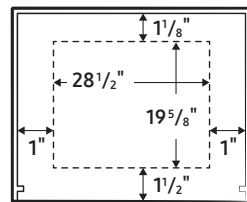


Front View

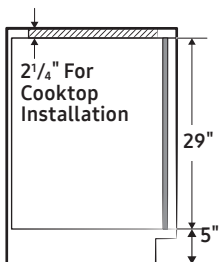
Single Wall Oven Installed in Cabinet (Flush)



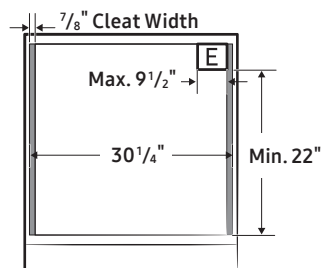
Top View



Top View (Cooktop Installation)



Side View



Front View

Capacity: 5.1 cu. ft. total, 2.8/2.2 cu. ft.

- Hidden Bake Element
- Bake: 175°F–570°F
- Convection Bake: 175°F–550°F
- Convection Roast: 175°F–550°F
- Broil: Low-Mid-High
- Steam Bake: 230°F–550°F
- Steam Roast: 230°F–550°F
- Steam Bread Proofing
- Sabbath Mode

Warranty

Two (2) Year All Parts and Labor

Product Dimensions & Weight (WxHxD)

Outside (Max) Wall Oven Dimensions:

29 3/4" x 28 7/8" x 26 5/8"

Wall Oven Cut-Out Dimensions:

Standard Install: 28 1/2" x 27 1/4" x 23 1/2"

Flush Install: 30 1/4" x 29" x 24 7/8"

Weight: 176.8 lbs.

Shipping Dimensions & Weight (WxHxD)

Dimensions:

33 1/2" x 33 3/4" x 29 13/16"

Weight: 196.9 lbs.

Color

Stainless Steel

Matte Black

Stainless Steel

Model

NV51M9770SS

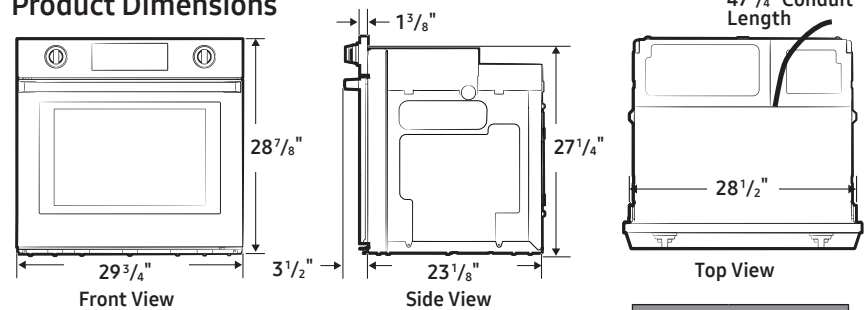
NV51M9770SM

UPC Code

887276230757

887276230740

Product Dimensions



RATING	
240V	6.2 kW
208V	4.7 kW
BREAKER SIZE	
240V	30 Amps
208V	30 Amps