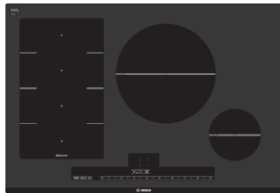


30" Induction Cooktop

Benchmark™ Series - Black NITP066UC



BOSCH
Invented for life



NITP066UC
Black

Also available in:
Black with
Stainless Steel
Frame NITP066SUC

**Introducing the newly
designed and engineered
induction cooktop,
featuring the flexibility of
FlexInduction® cooking
zones.**

Features & Benefits

FlexInduction® can
combine two cooking
zones into one larger zone.

A 11" heating element
offers 3600W of power for
quick results.

Induction cooktops offer
faster cooking results than
gas or electric.

SpeedBoost boils water
2x as fast as conventional
electric cooktops.



Element Performance

Power of Full Zone Left heating element	3,300 W
Power of Full Zone Left heating element (in boost)	3,600 W
Power of Front Left heating element	2,000 W
Power of Front Left heating element (in boost)	2,500 W
Power of Back Left heating element	2,000 W
Power of Back Left heating element (in boost)	2,500 W
Power of Back Right heating element	2,400 W
Power of Back Right heating element (in boost)	3,600 W
Power of Front Right heating element	1,400 W
Power of Front Right heating element (in boost)	1,800 W
Burners with booster	All

Element Size

Dimension of Front Left heating element	8", 9"
Dimension of Back Left heating element	8", 9"
Dimension of Back Right heating element	11"
Dimension of Front Right heating element	6"


Technical Details

Watts	7,200 W
Circuit breaker	30 A
Volts	208-240 V
Frequency	60 Hz
Plug type	No plug
Power cord length	37"
Energy source	Electric

Dimensions & Weight

Overall appliance dimensions (HxWxD)	1/4" +4 1/8" x 31" x 21 1/4"
Required cutout size (HxWxD)	4 1/8" x 28 7/8" x 19 7/8"
Minimum distance from counter front	2 1/4"
Minimum distance from rear wall	2"
Net weight	41 lbs

Accessories—Optional



HEZ390522
Grill



HEZ390512
Teppanyaki



HEZ390210
8" AutoChef® pan



HEZ390230
10" AutoChef® pan



For help and assistance with Bosch accessories please visit: www.bosch-eshop.com/eshop/bosch/us or call 1-800-944-2904 Mon-Fri 5am to 6pm PST Sat 6am to 3pm PST

Notes: All height, width and depth dimensions are shown in inches. Please refer to installation instructions prior to making cutout. BSH reserves the absolute and unrestricted right to change product materials and specifications, at any time, without notice. Consult the product's installation instructions for final dimensional data and other details. Applicable product warranty can be found in accompanying product literature or you may contact your account manager for further details.

Warranties: Bosch warrants that the Product is free from defects in materials and workmanship for a period of three hundred and sixty-five (365) days from the date of purchase. The foregoing timeline begins to run upon the date of purchase, and shall not be stalled, tolled, extended, or suspended, for any reason whatsoever. This Product is also warranted to be free from cosmetic defects in material and workmanship (such as scratches of stainless steel, paint/porcelain blemishes, chip, dents, or other damage to the finish of the Product, for a period of thirty (30) days from the date of purchase or closing date for new construction. This cosmetic warranty excludes slight color variations due to inherent differences in painted and porcelain parts, as well as differences caused by kitchen lighting, product location, or other similar factors. This cosmetic warranty specifically excludes any display, floor, "As Is", or "B" stock appliances.

For more information on our entire line of products, go to www.bosch-home.com/us or call 1-800-944-2904

© BSH Home Appliances Corporation. All rights reserved. Bosch is a registered trademark of Robert Bosch GmbH.

Benchmark™ Series - Black NITP066UC



BOSCH
Invented for life

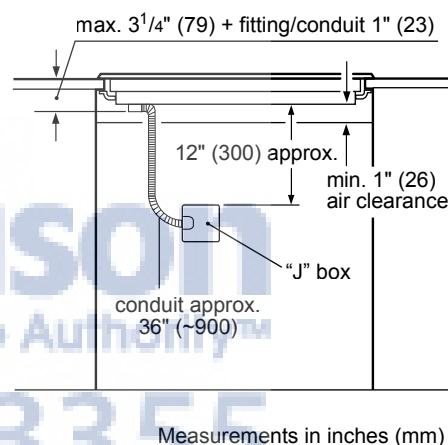
The diagram illustrates the dimensions and installation requirements for the Amana 30-inch wide, 31-inch deep range hood. It shows the hood's profile, a top-down view of the main body, and a detailed view of the front panel with its mounting bracket.

- Profile View:** Shows the hood's depth of 31" (788 mm) and its height of 30" (762 mm).
- Top View:** Shows the main body dimensions: 31" (788 mm) wide and 21 1/4" (540 mm) deep.
- Front Panel View:** Shows the front panel dimensions: 31" (788 mm) wide and 21 1/4" (540 mm) deep. The mounting bracket is 2" (51 mm) wide and 19 7/8" (505-508 mm) high. The distance from the front edge of the panel to the mounting bracket is 2 1/4" (57 mm).

Installation Requirements:

- * Minimum distance from the cooktop cutout to the wall
- ** Installed depth includes 1" (26 mm) air clearance
- *** Minimum distance between surface of the cooktop and lower edge of the exhaust hood.

Dimensions in inches (mm)



Measurements in inches (mm)

NOTE: Bosch 30" Induction Cooktops are not approved to be installed above wall ovens.

For help and assistance with Bosch accessories please visit: www.bosch-eshop.com/eshop/bosch/us or call 1-800-944-2904 Mon-Fri 5am to 6pm PST Sat 6am to 3pm PST

Notes: All height, width and depth dimensions are shown in inches. Please refer to installation instructions prior to making cutout. BSH reserves the absolute and unrestricted right to change product materials and specifications, at any time, without notice. Consult the product's installation instructions for final dimensional data and other details. Applicable product warranty can be found in accompanying product literature or you may contact your account manager for further details.

Warranties: Bosch warrants that the Product is free from defects in materials and workmanship for a period of three hundred and sixty-five (365) days from the date of purchase. The foregoing timeline begins to run upon the date of purchase, and shall not be stalled, tolled, extended, or suspended, for any reason whatsoever. This Product is also warranted to be free from cosmetic defects in material and workmanship (such as scratches of stainless steel, paint/porcelain blemishes, chip, dents, or other damage to the finish of the Product, for a period of thirty (30) days from the date of purchase or closing date for new construction. This cosmetic warranty excludes slight color variations due to inherent differences in painted and porcelain parts, as well as differences caused by kitchen lighting, product location, or other similar factors. This cosmetic warranty specifically excludes any display, floor, "As Is," or "B" stock appliances.

For more information on our entire line of products, go to www.bosch-home.com/us or call 1-800-944-2904

© BSH Home Appliances Corporation. All rights reserved. Bosch is a registered trademark of Robert Bosch GmbH.