


# MXZ-5C42NA4 3-TON MULTI-ZONE INVERTER HEAT-PUMP SYSTEM



Job Name:

System Reference:

Date:



## FEATURES

- Variable speed INVERTER-driven compressor
- Optional base pan heater
- Quiet outdoor unit operation as low as 56 dB(A)
- High-pressure protection
- Compressor thermal protection
- Compressor overcurrent detection
- Fan motor overheating/voltage protection
- Blue Fin anti-corrosion treatment applied to the outdoor unit heat exchanger for increased coil protection and longer life
  - Rated for 2,000 hours spraying time per ASTM B117 Standard



# SPECIFICATIONS: MXZ-5C42NA4

Type		R410A
Refrigerant	Pre-Charged Refrigerant Amount	Lbs, oz 8.0, 13.0
	Maximum Pre-Charged Piping Length	Ft. [m] 98.0 [30.0]
	Additional Refrigerant Charge Per Additional Piping Length	oz./Ft. [g/m] 0.216 [20]
Indoor unit connection	Maximum Number of Connected IDU	5
	Minimum Number of Connected IDU	2
	Minimum connected capacity	BTU/H 12,000
	Maximum connected capacity	BTU/H 51,000
Piping	Liquid Pipe Size O.D. (Flared)	In.[mm] A,B,C,D,E: 1/4 [A,B,C,D,E: 6.35]
	Gas Pipe Size O.D. (Flared)	In.[mm] A: 1/2; B,C,D,E: 3/8 [A: 12.72; B,C,D,E: 9.52]
	Total Piping Length	Ft. [m] 262 [80]
	Maximum Height Difference, ODU above IDU	Ft. [m] 49 [15]
	Maximum Height Difference, ODU below IDU	Ft. [m] 49 [15]
	Farthest Piping Length from ODU to IDU	Ft. [m] 82 [25]
	Maximum Number of Bends for IDU	80

**NOTES:**

AHRI Rated Conditions <sup>1</sup>Cooling (Indoor // Outdoor) °F 80 DB, 67 WB // 95 DB, 75 WB  
 (Rated data is determined at a fixed compressor speed) <sup>2</sup>Heating at 47°F (Indoor // Outdoor) °F 70 DB, 60 WB // 47 DB, 43 WB  
<sup>3</sup>Heating at 17°F (Indoor // Outdoor) °F 70 DB, 60 WB // 17 DB, 15 WB

Conditions <sup>4</sup>Heating at 5°F (Indoor // Outdoor) °F 70 DB, 60 WB // 5 DB, 4 WB

<sup>5</sup>Applications should be restricted to comfort cooling only; equipment cooling applications are not recommended for low ambient temperature conditions.

<sup>6</sup>A 5°F DB - 115°F DB when optional wind baffles are installed

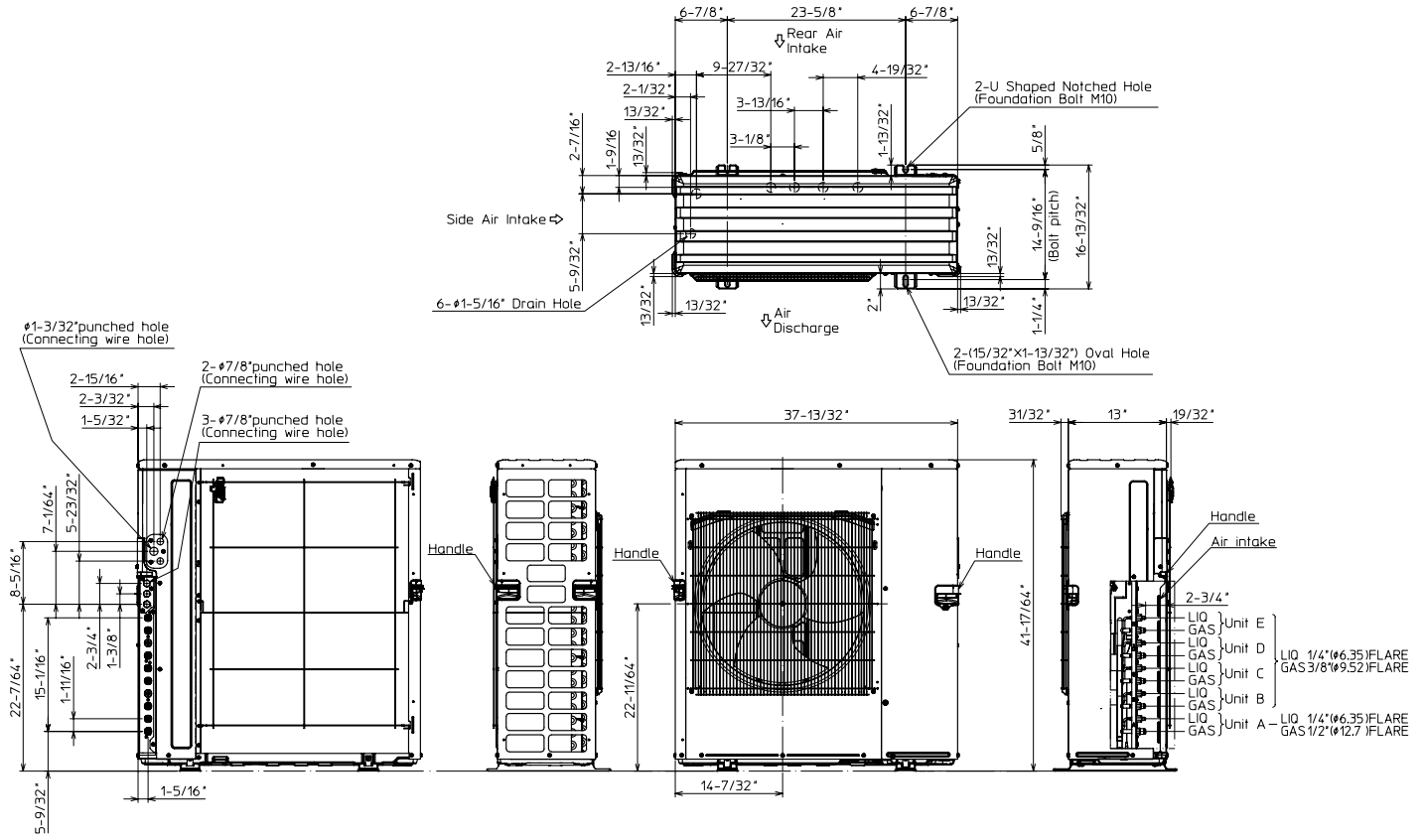
For actual capacity performance based on indoor unit type and number of indoor units connected, please refer to MXZ Operational Performance.

Although the maximum connectable capacity is 130%, the outdoor unit cannot provide more than 100% of the rated capacity. Please utilize this over capacity capability for load shedding or applications where it is known that all connected units will NOT be operating at the same time.

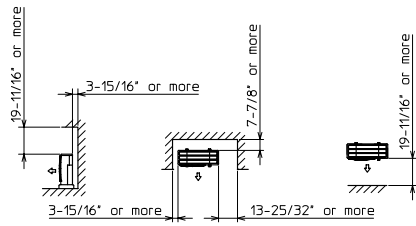
Low, mid and high external static pressure tests conducted at 0.1, 0.3 and 0.5 in.w.g. respectively, according to AHRI 210/240. The external static pressures utilized have no bearing on the capabilities of the indoor unit; please refer to the indoor unit manual to select the correct external static pressure setting for the application.

# OUTDOOR UNIT DIMENSIONS: MXZ-5C42NA4

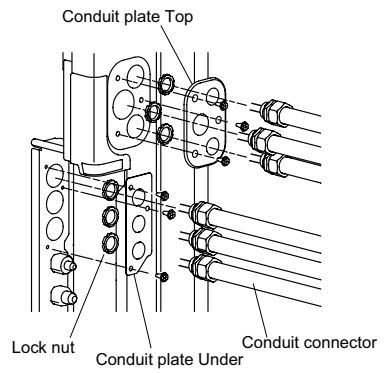
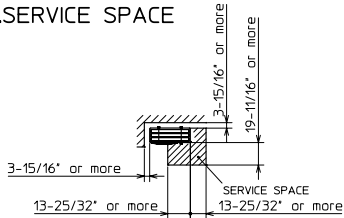
Unit: inch (mm)



## 1. FREE SPACE



## 2. SERVICE SPACE



1340 Satellite Boulevard Suwanee, GA 30024  
Toll Free: 800-433-4822 www.mehvac.com

FORM# MXZ-5C42NA4 - 202311

