

Maytag® 30" Double Wall Oven

MEW9630A




Key Features

- 30" Double Wall Oven
- 5.0 cu. ft. Oven Capacity
- 10.0 cu. ft. Total Oven Capacity
- EvenAir™ True Convection with Auto Conversion
- Power Preheat
- 10-Year Limited Warranty* on Oven Elements
- 5 Heavy-Duty Oven Racks (1 Roll-Out Rack)
- 4.3 LCD Touch Screen Oven Control
- Hidden Bake



COLORS





Maytag® 30" Double Wall Oven

MEW9630A

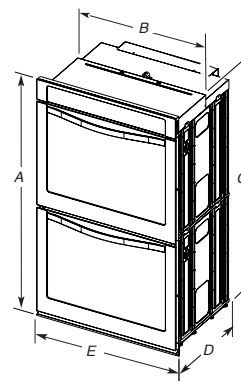
Specifications

MODEL #	MEW9630A
TRANSITIONED FROM MODEL #	MEW7630D
FEATURES (UPPER)	
Capacity (cu. ft.)	5.0
True Convection	Yes
Self-Cleaning	Yes
Rack Configuration	3 Heavy-Duty Oven Racks (1 Roll-Out Rack)
FEATURES (LOWER)	
Capacity (cu. ft.)	5.0
Self-Cleaning	Yes
Rack Configuration	2 Heavy-Duty Oven Racks
GENERAL OVEN FEATURES	
Bake Element (Watts) @ 240/208 V	2800/2427
Broil Element (Watts) @ 240/208 V	3600/3120
Broil Passes	8
Oven Cavity Size (in.)	18 in. H x 25 in. W x 19 in. D
Precision Cooking™ System	Yes
Hidden Bake	Yes
Delay Bake	Yes
Sabbath Mode	Yes
Closed Door Broiling	Yes
Power Pre-Heat	Yes
Rack Positions	6
Control Type	Membrane
Control Lockout	Yes
Oven Controls Display Type	Monochromatic LCD
Oven Controls Display Color	Amber
Oven Light(s)	2 Incandescent
FIT System feet and trims supplied with oven	Yes
SPECIFICATIONS	
Power Supply Connection Location	3" Below Support Platform on Left or Right Hand Side
Sales Demo Mode	Yes
Total Connected Load (kW) @ 240 volts	7.399
Total Connected Load (kW) @ 208 volts	5.607
Circuit (amps)	30
Approx. Shipping Weight (lbs.)	262
Handle Type	Metal
COLORS	W, B, S

W=White, B=Black, S=Stainless Steel

Dimensions

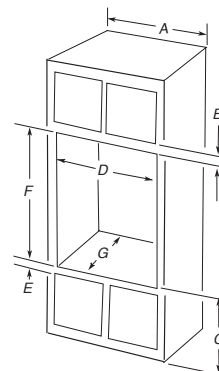
PRODUCT DIMENSIONS



30" (76.2 cm) models
A. 51 7/8" (130.6 cm) max. overall height
B. 28 1/2" (72.4 cm) max. recessed width
C. 26 1/8" (124.0 cm) recessed height
D. 23 1/4" (59.1 cm) max. recessed depth
E. 30" (76.2 cm) overall width

CABINET DIMENSIONS

Double Ovens Installed in Cabinet



30" (76.2 cm) models
A. 30" (76.2 cm) min. cabinet width
B. 1" (2.5 cm) top of cutout to bottom of upper cabinet door
C. 14 1/4" (37.5 cm) bottom of cutout to floor
D. 28 1/2" (72.4 cm) cutout width
E. 1 1/2" (3.8 cm) min. bottom of cutout to top of cabinet door
F. 50 1/2" (127.2 cm)* recommended cutout height
G. 24" (60.7 cm) cutout depth

NOTE: The cutout height can be between 48 29/32" (124.1 cm) and 52 13/64" (132.6 cm) for double ovens.

CUTOUT DIMENSIONS (inches)

Height	48 29/32 to 52 13/64
Width	28 1/2
Depth	24
Bottom of cutout to floor	1 1/2

PRODUCT DIMENSIONS (inches)

Overall Height	51 7/16
Overall Width	30
Overall Depth	26 7/8
Depth with door open 90 degrees	46 3/4

All dimensions are shown in inches.

Dimensions are for planning purposes only.

For complete details, see Installation Instructions packed with product. Specifications subject to change without notice.