

# BUILT-IN OVENS 30-INCH TRIPLE COMBINATION

PODMW301J / MEDMCW31JS / MEDMCW31JP

## INSTALLATION OPTIONS

### WALL-MOUNTED INSTALLATION

Thermador 30-inch Triple Combination Ovens may be installed in a wall cabinet that is a minimum of 24" deep and 30" wide. The cabinet base must be flat and capable of supporting a weight of at least 429 lbs. (195 kg).

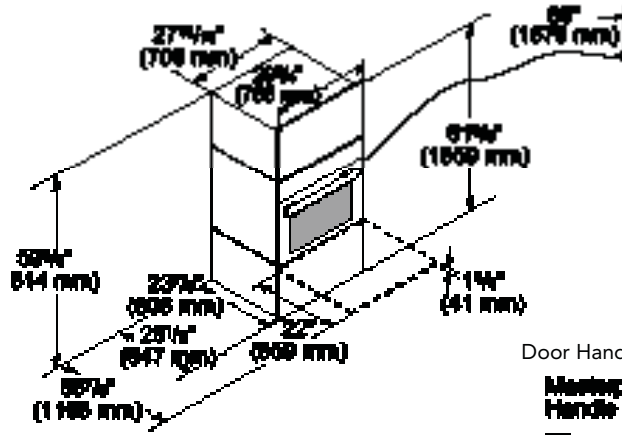
### IMPORTANT

When a Thermador Oven is installed at the end of a cabinet run, adjacent to a perpendicular wall or cabinet door, it is good practice to allow at least 1/4" space between the side of the oven and the wall or door.

For oven support, install 2 x 4's extending front to back flush with the bottom and the side of the opening. The supporting base must be well secured to the floor/cabinet and level.

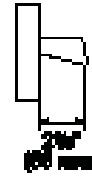
The cabinet base must be flat and capable of supporting a weight of at least 429 lbs. (195 kg) for a 30-inch triple combination oven.

## 30-INCH TRIPLE COMBINATION OVEN WITH MICROWAVE AND WARMING DRAWER

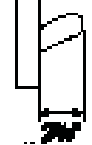


Door Handle Depth\*

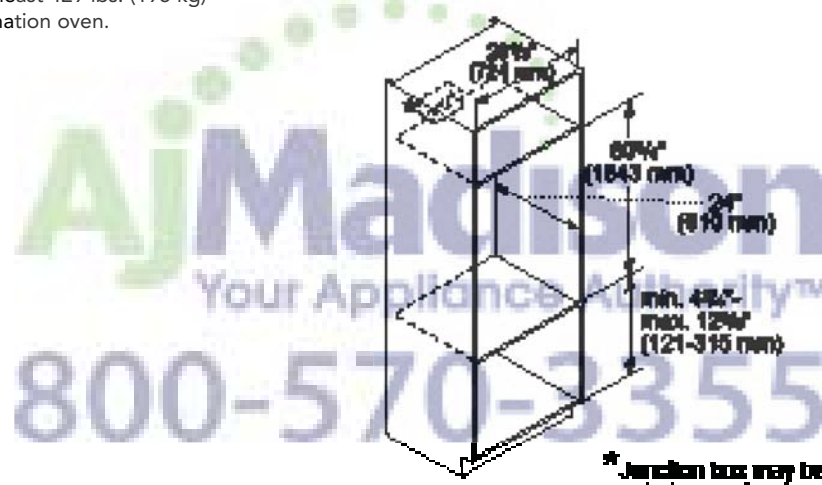
Masterpiece Handle



Professional Handle



\*Protrusion of handle from outer part of door. Does not include thickness of door



\*Junction box may be installed above.

**AjMadison**  
Your Appliance Authority™  
800-570-3355

## ACCESSORIES



TLSCPRCK30  
30-Inch Oven Telescopic Rack