

30" *precision series*™

Manual Clean



MCR305

30" MANUAL CLEAN OVEN FEATURES

- Large 4.9 cu. ft oven cavity with 4.4 cu. ft usable capacity - 27"W x 15"H x 21"D
- Oven fits full size commercial cookie sheet (26" x 18")
- Convection Oven with separate Fan On/Off switch
- 30,000 BTU Bake Burner for uniform cooking 18,000 BTU Infrared Broil Burner for perfect searing
- 5 Rack positions (2 racks provided) for all cooking needs
- Dual 40 W oven lights provide excellent interior illumination
- All stainless steel and glass door allow wall to wall visibility and easy cleaning
- Black porcelain with Titanium speck oven interior Front and rear levelers allow 1-1/2" height adjustment
- Broil Pan provided

30" SEALED RANGE TOP FEATURES

- Four Sealed Burners rated at 19,000 BTU/hr each
- One 25,000 BTU Sealed Power-Wok burner with reversible grate
- Flush island trim is standard for non-combustible or island trim installations
- Wall mount back guard provided for combustible rear wall installation (wall mounted stainless steel High Back accessories also available)

OVEN MODES

- Bake, Broil and Convection Bake

COLORS (OPTIONAL)


- Available in 10 standard colors (door and kick plate)



Capital exclusive feature: Power-Flo burners 19,000 BTU to a low delicate simmer.



Flush island trim is standard for non-combustible or island trim installations.

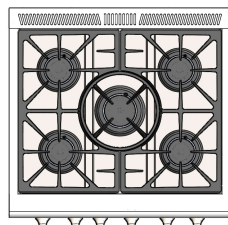


Oven fits full size commercial cookie sheet (26" x 18")



Available in 10 standard colors (door and kick plate)

GAS CONVECTION MODELS AVAILABLE



MCR305

I 3DD3@FK

ONE (1) year full parts and labor covers entire product (light bulbs covered for 60 days after installation).

FIVE (5) years limited part replacement warranty. Covers part replacement, as noted below, due to malfunction during normal operation.

Ranges*, Range Tops*, and Ovens*: All Burners, Heating Elements, Grates*, Griddle Plates, and Oven Racks

Barbeques: Gas Valves and all burners (excluding infrared burners)

*Excludes Porcelain Enamel Coating for ovens and grates. Porcelain enamel is prone to wear over time and use.

LIFETIME warranty (non-transferable) on stainless steel sheet metal body parts against rust (excludes damage and normal heat discoloration). Does not include barbecue grates.

AVAILABLE ACCESSORIES

RGCRK-304-01 - Cabernet Red knobs for 30" range

P30SLB - 9" Wall Mount Stainless Steel Low Back

P30SHB - 18" Wall Mount Stainless Steel High Back

PSWK-RNG - Cast Iron Wok Ring

COMPLIMENTARY PRODUCTS

PSVH30 - 30" Performance Series vent hood with 600 CFM blower

GRT24WK - 30,000 BTU built in Power-Wok™ range top

SHIPPING WEIGHT

275 LBS

ELECTRICAL RATINGS

VOLTAGE	CURRENT/POWER	FREQUENCY
120 VAC	10 AMP	60 HZ

GAS RATINGS

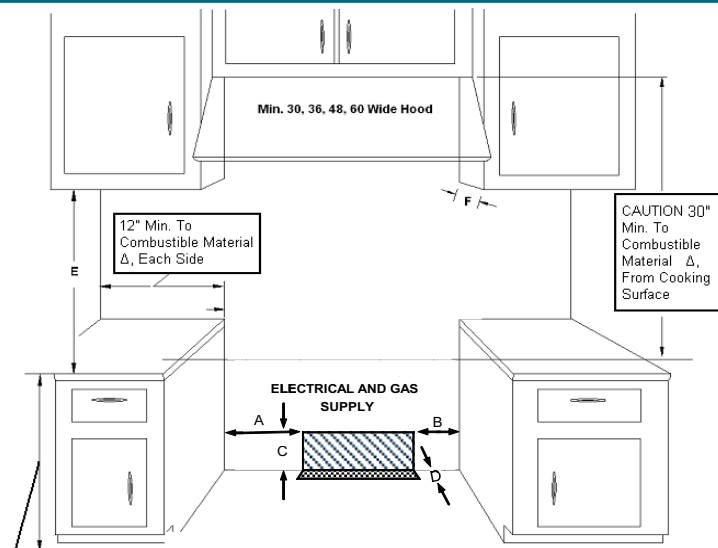
Manifold:	NATURAL GAS	PROPANE
	5.0" W.C.	10" W.C.

OTHER

"0" Clearance base cabinet installation

Field convertible to LP or NG depending on gas type

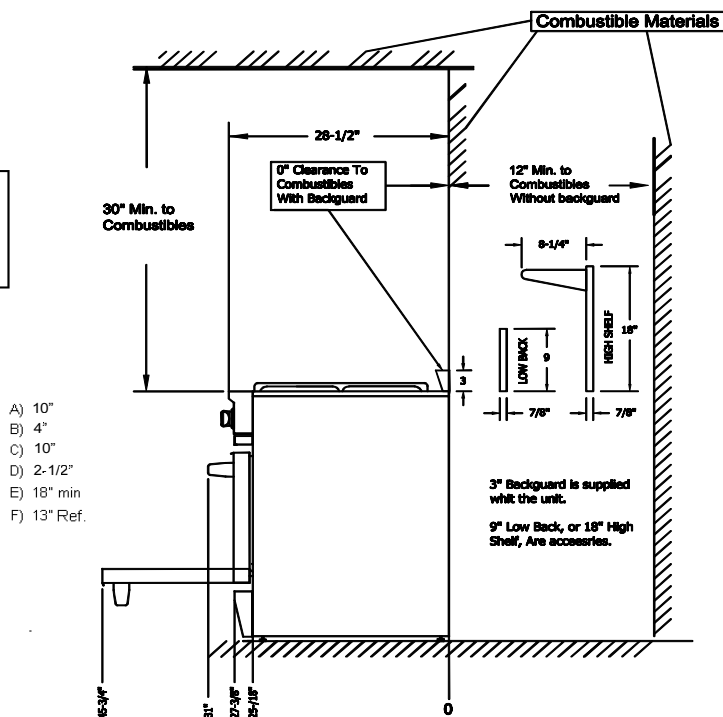
ETL certified for USA and Canada



35-3/8" Max for level counter
36-3/4" Max w/Range
Leveling legs fully extended
The range height is adjustable. The level of the range top must be at the same level or above the countertop level.

Range Widths	Cut Out Widths
30 RANGE 29-7/8"	30 1/8"
36 RANGE 35-7/8"	36 1/8"
48 RANGE 47-7/8"	48 1/8"
60 RANGE 59-7/8"	60-1/8"

Δ As defined in the "National Fuel Gas Code" (ANSI Z223.1, latest edition).



- A) 10"
- B) 4"
- C) 10"
- D) 2-1/2"
- E) 18" min
- F) 13" Ref.



Capital Cooking Equipment Inc.
13211 Florence Ave.
Santa Fe Springs, CA 90670

Phone: 562-903-1168
Toll Free: 866-402-4600
email: sales@capital-cooking.com

Made in the U.S.A.
Visit our web site: www.capital-cooking.com
© 2015 Capital Cooking Equipment, Inc.