

Job Name/Location:

Tag #:

Date:

For: File Resubmit

PO No.:

Approval Other _____

Architect:

GC:

Engr:

Mech:

Rep:

(Company)

(Project Manager)

LMU540HV

Multi F MAX Inverter Heat Pump Outdoor Unit



Performance:

Capacity (Btu/h)	54,000
Cooling Power Input (kW)	5.10
Heating Power Input (kW)	5.34

Cooling Nominal Test Conditions:

Indoor: 80°F DB/67°F WB
Outdoor: 95°F DB/75°F WB

Heating Nominal Test Conditions:

Indoor: 70°F DB/60°F WB
Outdoor: 47°F DB/43°F WB

Electrical:

Power Supply (V ¹ /Hz/∅)	208-230/60/1
MOP (A)	40
MCA (A)	26.4
Cooling Rated Amps (A)	21
Heating Rated Amps (A)	21
Compressor (A)	18.5
Fan Motor (A)	2.5

MOP - Maximum Overcurrent Protection MCA - Minimum Circuit Ampacity

Piping:

Refrigerant Charge (lbs)	9.7
Liquid Line (in, OD)	3/8 (1 Each)
Vapor Line (in, OD)	3/4 (1 Each)
Max Total Piping (ft) ²	476
Max ODU to IDU Piping (ft)	230
Piping Length (no add'l refrigerant, ft)	147
Max Elevation between ODU and IDU (ft)	98
Max Elevation between IDU and IDU (ft)	49

ODU - Outdoor Unit IDU - Indoor Unit

Controls Features:

- Auto operation
- Auto restart operation
- Defrost/Deicing
- Inverter (variable speed compressor)
- Night Quiet Operation
- Low ambient operation to 14F (cooling mode)
- Restart delay (3-minutes)
- Self diagnosis
- Soft start

Required³ Accessories:

- 2 Port BD Unit - PMBD3620
- 3 Port BD Unit - PMBD3630
- 4 Port BD Unit - PMBD3640

Optional Accessories:

- PI-485 Integration Board - PMNFP14A0
- AC Smart II - PQCSW320A1E
- AC Ez - PQCSZ250S0
- Power Distribution Indicator - PQNUD1S00
- Y-Branch - PMBL5620

Operating Range:

Cooling (°F DB)	14-118
Heating (°F WB)	0-64

Unit Data:

Refrigerant Type	R410A
Refrigerant Control	EEV
Sound Pressure ⁴ Max (Cool/Heat) ±3 dB(A)	54/56
Net Unit Weight (lbs)	214
Shipping Weight (lbs)	236
Heat Exchanger Coating	GoldFin™
Min Number of Indoor Units	2
Max Number of Indoor Units	8

Compressor:

Quantity	1
Type	Twin-Rotary Inverter
Oil/Type	FVC68D

Fan:

Type	Propeller
Quantity	2
Fan Motor/Drive	Brushless Digitally Controlled/Direct
Airflow Rate (CFM)	2,119

Notes:

1. Acceptable operating voltage: 187V-253V.
2. Piping lengths are equivalent.
3. At least one BD Unit is required for system operation; a maximum of two can be installed per ODU with use of Y-branch accessory (PMBL5620).
4. Sound Pressure levels are tested in an anechoic chamber under ISO Standard 1996.
5. All communication cable to be minimum 16 AWG from the outdoor unit to the BD unit and 18 AWG from the BD unit to the indoor unit.
6. All communication cable to be 2-conductor, stranded, shielded and must comply with applicable local and national code.
7. Power wiring cable size must comply with the applicable local and national code.
8. See Engineering Manual Capacity Tables for ODU sensible and latent capacities.
9. See Engineering Manual Combination Tables for allocation of ODU rated capacity to each connected IDU when all are calling for full capacity. Allocation percentages should be applied to ODU capacity at design conditions.
10. This data is rated 0 ft above sea level, with 32.8 ft of refrigerant line and a 0 ft level difference between outdoor and indoor units. All capacities are net with a combination ratio between 95 - 105%.
11. Must follow installation instructions in the applicable LG installation manual.
12. See Engineering Manual Capacity Tables for ODU capacity at design conditions.



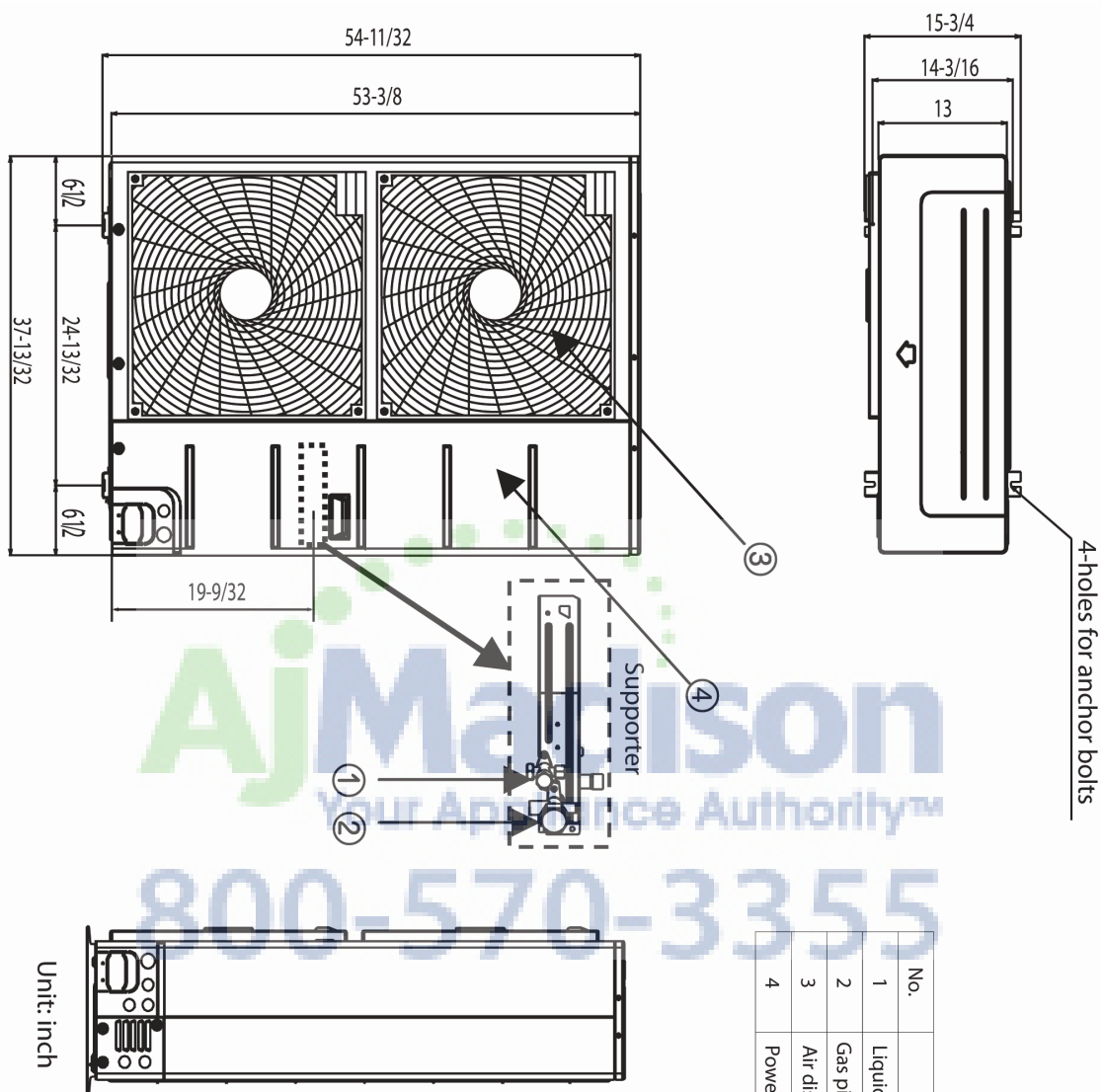
LMU540HV
Multi F MAX Inverter Heat Pump Outdoor Unit



Tag #:

Date:

PO No.:



No.	Part Name	Remarks
1	Liquid pipe connection	
2	Gas pipe connection	
3	Air discharge grille	
4	Power & transmission connection	

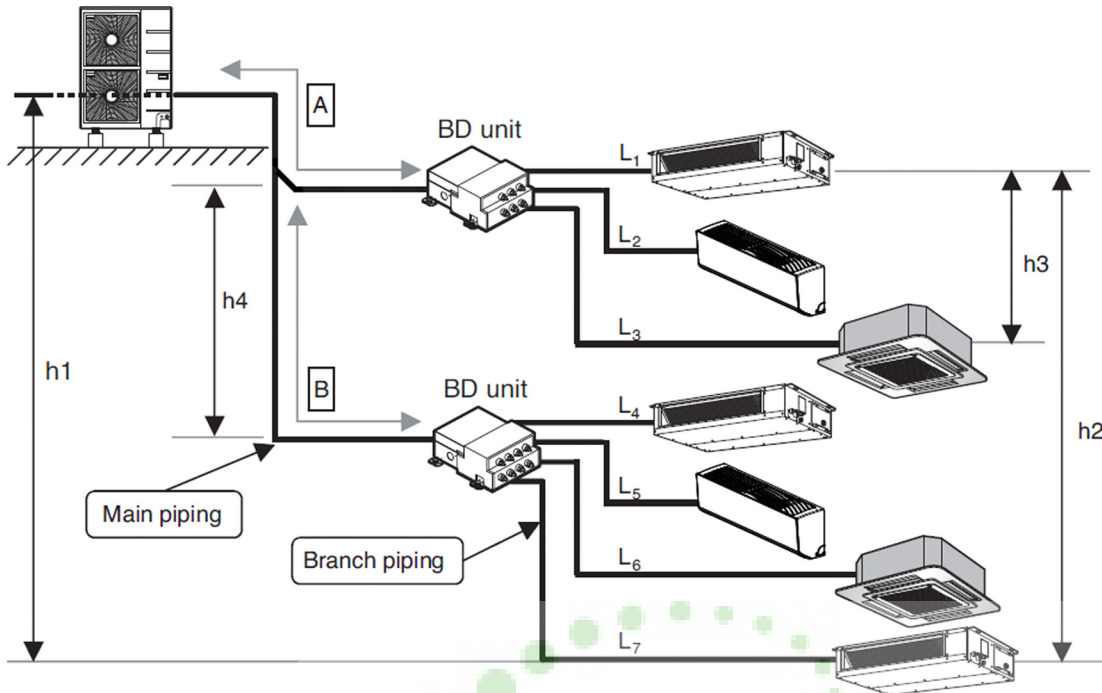
LMU540HV
Multi F MAX Inverter Heat Pump Outdoor Unit



Tag #:

Date:

PO No.:

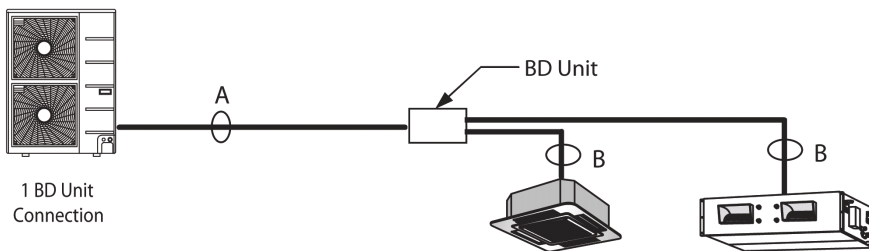


Unit: ft

Model Name	Total Length	Standard Main Pipe Length (A+B)	Max. Main Pipe Length (A+B)	Total Branch Pipe Length (L1+...+L7)	Standard Branch Pipe Length (L1,L2...L7)	Max. Branch Pipe Length	Max. Elevation			
							ODU~IDU (h1)	IDU~IDU (h2)	BD~IDU (h3)	BD~BD (h4)
LMU540HV	475.7	16.4	180.4	295.3	16.4	49.2	98.4	49.2	32.8	49.2

The minimum piping length for each segment should be 10 ft.

Installing the Unit



Piping Sizes

	A (inch)	B
Liquid	Ø 3/8	Adjust to indoor unit piping size
Gas	Ø 3/4	Adjust to indoor unit piping size

