



HOME COMFORT & LIGHT COMMERCIAL SYSTEMS 2017



ABOUT LG



About LG Electronics USA

LG Electronics USA, Inc., based in Englewood Cliffs, NJ, is the North American subsidiary of LG Electronics, Inc., a \$48 billion global force and technology leader in consumer electronics, home appliances and mobile communications. LG Electronics, a proud ENERGY STAR® Partner of the Year for five consecutive years, sells a range of stylish and innovative home entertainment products, mobile phones, home appliances, commercial displays, air conditioning systems and solar energy solutions in the United States, all under LG's "Life's Good" marketing theme. For more news and information on LG Electronics, please visit www.LG.com.

LG Electronics USA Air Conditioning Technologies

The LG Electronics USA Commercial Air Conditioning business is based in Alpharetta, GA. LG is a leading player in the global air conditioning market, manufacturing both commercial and residential air conditioners and providing total sustainability and building management solutions. From consumer and individual units to industrial and specialized air conditioning systems, LG provides a wide range of products for heating, ventilating and air conditioning. For more information, please visit www.lghvac.com.

DUCT-FREE SYSTEMS: A NEW WAY TO THINK ABOUT AIR CONDITIONING

LG air conditioning systems are THE smart alternative to traditional air conditioning.

For truly personalized comfort in all rooms, consider an LG Duct-Free Split air conditioning system. LG air conditioning systems make it easier to provide customized cooling and heating in every room without any bulky window units or costly ductwork, and with several indoor unit designs sure to match any décor, LG air conditioning systems can be right for every job.



Our Commitment to You:

QUALITY LG air conditioning systems reflect our commitment to building high-quality products. Operating several state-of-the-art research & development facilities across the globe, LG invests heavily to ensure we are combining the best technologies with the best ideas.

TRAINING With several LG training academies throughout the United States and even more regional partner academies, LG makes it easy to learn about LG systems and product applications.

PERFORMANCE LG makes a wide range of products with powerful cooling and heating capabilities while maintaining industry-leading efficiencies and enjoyable, quiet operation for the end user.

INNOVATION LG has built smart technology to enhance the user's experience as well as the technician's experience during routine maintenance or service. Our continued efforts to look for the most innovative ideas in HVAC as well as our commitment to building green technologies ensures that we will continue to bring to market smarter, sustainable products.



TABLE OF CONTENTS

INTRODUCTION

About LG	1
LG Advantages	5
Training & Recognition	7
Installation Best Practices	8
Key Features	9

SINGLE ZONE SYSTEMS

Wall Mounted	
- ART COOL™ Gallery	11
- ART COOL™ Mirror	12
- ART COOL™ Premier	13
- Extended Piping	15
- High Efficiency	16
- Mega 208/230V	17
- Mega 115V	17
Ceiling Mounted	18
Low Static Ducted	19
High Static Ducted	20

MULTI ZONE SYSTEMS

Outdoor Units	23
Indoor Units	25
Multi F MAX Piping Accessories	29
Multi F Piping Summary	30
Multi Zone Combination Tables	31

ACCESSORIES

Controls	70
Indoor Accessories	71
Outdoor Accessories	71
Air Technologies	71

REFERENCE TABLES

Controls & Accessories Compatibility	72
ENERGY STAR® Systems	74
Model Number Nomenclature	75

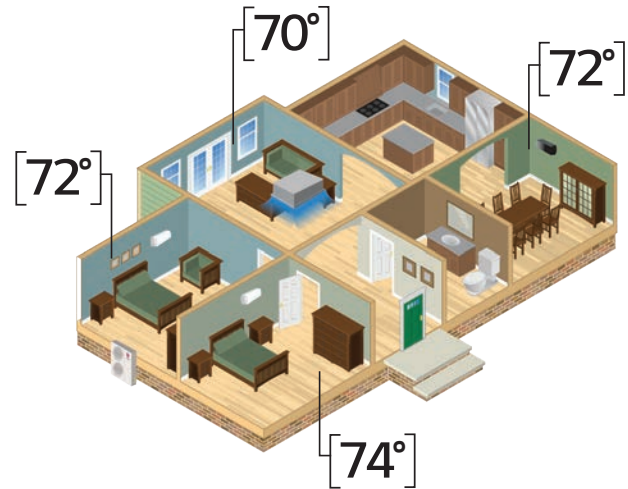


LG ADVANTAGES



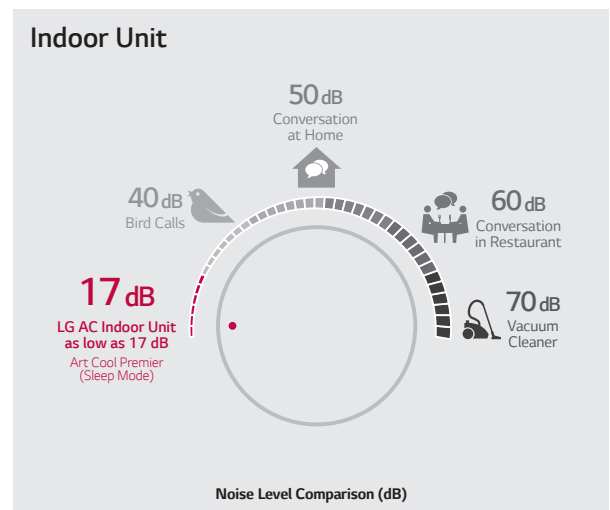
ROOM-BY-ROOM CONTROL

With a controller for each indoor unit, LG air conditioning systems offer precise temperature settings in each zone while maximizing energy savings by heating or cooling only the zones in use.



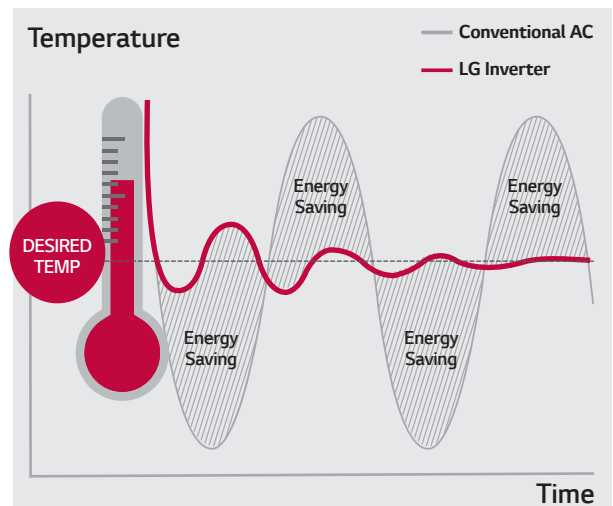
QUIET OPERATION

LG DFS systems operate at low sound levels, thanks to LG's unique low-vibration compressor, skew fan and brushless direct current (BLDC) motor technology that eliminates unnecessary noise and allows for smooth operation.



INVERTER TECHNOLOGY

Inverter variable-speed outdoor units are measurably quieter and use less energy than conventional air conditioners. Unlike conventional air conditioners that cycle on and off, an inverter compressor ramps up or down to match the capacity and maintain comfort levels.



LG ADVANTAGES



SMART AC & LG SMART THINQ®

Whenever, wherever and no matter how many air conditioners you have, the LG Smart AC module and LG Smart ThinQ® let you easily access and control your air conditioner from your mobile phone.¹



EASY INSTALLATION & NO DUCTWORK

LG Duct-Free Systems are designed for easier and more efficient installation. They require little to no ductwork, and most indoor units can mount on any wall. Installation requires only a small hole to be drilled in the wall. Smaller indoor and outdoor units ensure space-saving convenience. Moreover, long refrigerant piping lengths allow for extra installation and design flexibility.

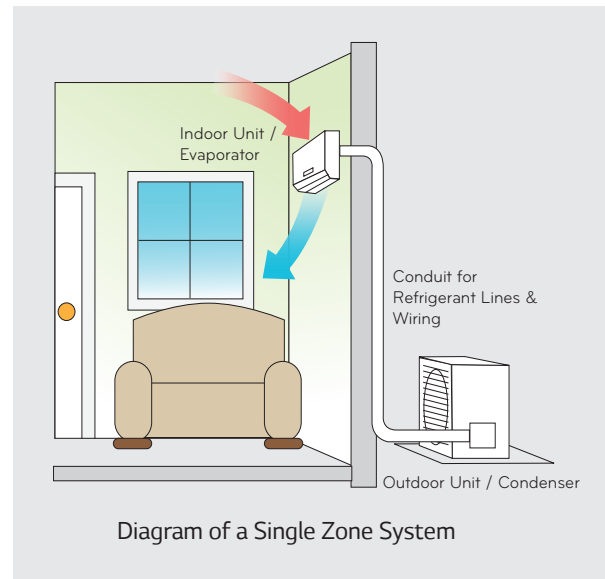


Diagram of a Single Zone System



AIR QUALITY

3M Micro Protection Filters reduce dust and microscopic particles including pollen, pet dander and odors while primary filters are antifungal and washable, reducing operation costs. Indoor units also self-clean the coil to protect against mold growth.


Self-Cleaning Indoor Coil

The interior of the air conditioner is maintained by drying off the heat exchanger, eliminating unwanted mold and odors.




MICRO Dust Filter Powered by 3M Tech

3M Micro Protection Filter, a high air flow filter with low noise, collects harmful microscopic substances including pollen and fine dust.



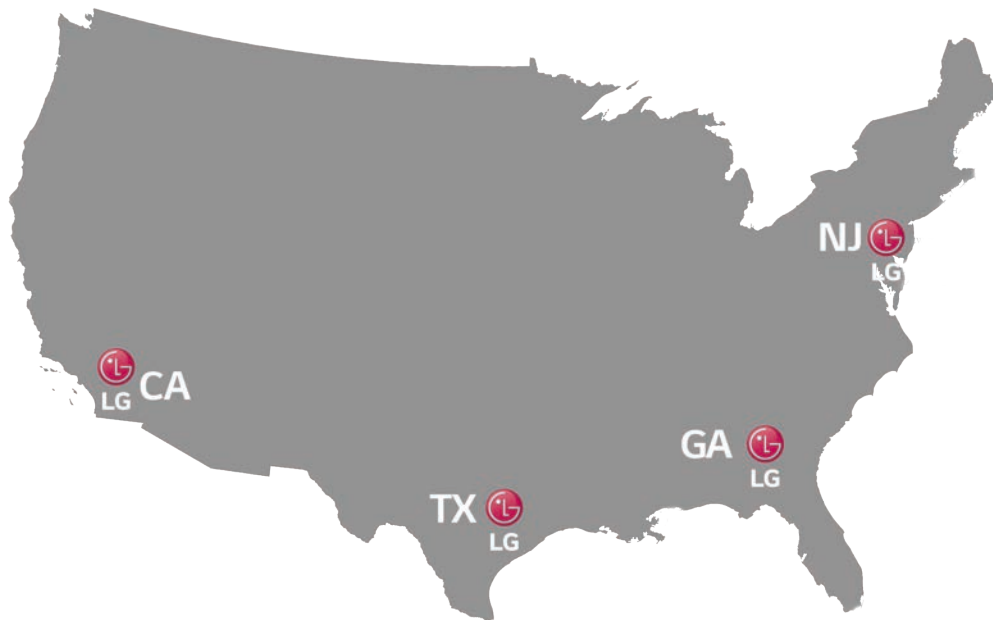
Air Filter

This primary filter captures dust size over 10µm.



1. Smart AC and LG Smart ThinQ® are available only for select models. See product details for full compatibility

TRAINING & RECOGNITION



Training

The LG US Air Conditioning division is headquartered near Atlanta in Alpharetta, GA, along with a full training academy. Additional training academies are located in California, Texas and New Jersey. Since 2008, our academies have trained thousands on the advantages of LG air conditioning systems, and even more have been trained through LG's online training modules. Classes are taught by world-class trainers with years of experience in ductless technology, and topics cover everything from installation to service for the full range of LG air conditioning products.

For HVAC professionals, LG offers online instruction via our Learning Management System and classroom training at our training academies strategically placed throughout the country. Training is open to all contractors; ask your LG Electronics authorized distributor for details.

For more information and to find out how you can be part of the next training class near you, visit lg.learnernation.com.

Service Tools

As part of our commitment to innovation, LG has developed innovative ways to enhance the service technician's experience during routine maintenance or service with these tools:

- **LG SIMS (Smart Inverter Monitoring System)** connects to select outdoor units and allows technicians to troubleshoot accurately by interfacing directly with the unit and following step-by-step troubleshooting guidelines via a free smartphone app developed by LG factory engineers.
- **LG Telepresence** connects technicians in the field directly to LG Technical Assistance representatives via a live video feed through the technician's smartphone, allowing you to bring LG technical support with you to any jobsite.



TAKE YOUR BUSINESS TO NEW LEVELS

The LG Excellence Contractor Program provides training and recognition for contractors who install LG Home Comfort Solutions and Light Commercial Systems, helping to set you apart from your competitors. Along with great incentives and recognition, the LG Excellence Contractor Program provides an enhanced warranty, a website listing with LG Excellence designation on the LG contractor locator, consumer lead referrals and advertising materials. To find out how to put these tools to work for you, visit lghvac.com/excellence.

INSTALLATION BEST PRACTICES

For jobs small to large, look for opportunities to use LG systems everywhere! Explore the many applications of LG single and multi zone systems: whole home renovations, older system replacements, home additions, energy savings opportunities, hot or cold zones ... and many, many more!

Paramount to the success of an LG air conditioning system is proper sizing and installation. With the proper installation per factory guidelines found in the installation manual, LG systems offer significant advantages over traditional air conditioning systems, like increased energy efficiency, customizable design aesthetics and comfort control: and room by room.

Unit Placement (Indoor & Outdoor)

- Leave appropriate clearances on all sides for all indoor and outdoor units to allow for proper airflow and for service access
- Include space for drainage to ensure condensate flows properly out of the unit
- Units should be properly anchored to prevent unnecessary vibrations

Additionally for indoor units:

- Keep unit away from any indoor steam or excessive heat
- No obstacles should be placed around unit
- Do not install near a doorway
- Condensation drain should be routed away from the unit

Wiring

- Use wire that fulfills or exceeds the minimum wire requirements:
 - Multi F MAX to BD unit: 16-4
 - All other wiring: 18-4
- L1 and L2 are polarity sensitive on all models
- Indoor units are 208/230 volts (or 115 volt on the Mega HXV)
- Terminal 3 is 115 volts
- Never use wire nuts or splices in wiring
- Use non-insulated spade connectors on all terminal connections
- Use a JIS screwdriver on terminal block to avoid stripping out the screws
- Only a dedicated electrical circuit is allowed
- Always ground indoor and outdoor unit
- Only connect 1 end of the shielded cable if using shielded wire

NOTE All wiring must comply with applicable local and national codes.

Piping

- Use only the correct line sizes as determined by the indoor unit
- Use only copper refrigerant piping
- Insulate both refrigerant lines independently of each other
- Flare connections using a 45-degree flaring tool
- Consider Flaretite fittings for all connections and torque flares to specs
- Do not exceed the maximum pipe length or install less than the required minimum
- Do not make vertical loops in the refrigerant piping
- Support pipe runs from sagging or bending

Charging

- Leak test with dry nitrogen to at least 550 p.s.i.
- Never use anything but soap bubbles designed for HVAC leak testing
- Use only an approved evacuation hose for proper evacuation and leak testing
- If possible, remove cores from system prior to starting evacuation
- Start with fresh vacuum pump oil and evacuate to less than 500 microns
- If refrigerant is added, use an electronic scale and weigh in the precise amount
- Open service valves prior to energizing the unit

Installation and Service Tools:

- Quality Flaring Tool
- Digital Refrigerant Charging Scale
- Torque Wrench
- JIS Screwdriver
- Micron Gauge
- Vacuum Pump
- High-Quality Multimeter



KEY FEATURES




STYLISH DESIGN


LG air conditioning systems come in a variety of indoor units, including the Art Cool Gallery, which includes a panel that works like a customizable picture frame. For Single Zone and Multi F systems, mix and match from several different designs and capacities to match load demands appropriately while maintaining the aesthetic of any décor.



OPTIMIZED AIRFLOW



Jet Cool / Jet Heat Mode operates the unit at a high speed for up to 30 minutes to quickly cool or heat a room.



Swirl Wind / Chaos Wind allows for customized louver and fan speed operation to create a stronger, wider airflow for reduced temperature stratification and to provide more natural air circulation.



Auto Operation adjusts the temperature and fan speed automatically to match the user's preference from three levels of comfort.



Art Cool Gallery 3D Airflow uniquely provides three-directional airflow for more natural and effective air circulation.



DEHUMIDIFYING MODE

Uses sensors in the indoor unit to accurately measure room temperature and control humidity by adjusting the set point and fan speed.



DEFROST CONTROL

Removes frost from the outdoor coil when ambient outdoor temperatures are low and simultaneously shuts down the indoor fan to prevent cold air from being blown into the controlled space.



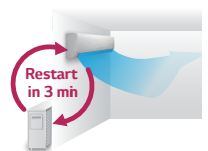
AUTO SLEEP MODE

Automatically increases the temperature setting 2°F twice in 30 minute increments. The indoor unit shuts off when the timer setting is reached.



AUTO RESTART

Automatically restarts the system after a power failure.





































GOLD FIN

Gold Fin™ Coating is an anticorrosion coating to help protect your system from corrosive elements, allowing the coil to maintain excellent heat transfer properties for an extended time.



SINGLE ZONE SYSTEMS

Lineup

		kBtu	9	12	15	18	24	30	36	42
Wall Mounted	ART COOL™ Gallery									
		LA090HVP	LA120HVP							
	ART COOL™ Mirror									
		LA090HSV4	LA120HSV4			LA180HSV4	LA240HSV3			
	ART COOL Premier									
		LA090HYV1	LA120HYV1	LA150HYV2	LA180HYV2	LA240HYV1				
										
	Extended Piping									
						LS243HLV	LS303HLV	LS363HLV		
	High Efficiency									
		LS090HSV4	LS120HSV4			LS180HSV4				
	Mega 208/230V									
		LS090HEV1	LS120HEV1			LS180HEV1	LS240HEV1			
	Mega 115V									
		LS090HXV	LS120HXV							
Ceiling Mounted	Ceiling Cassette									
		LC097HV4	LC127HV4			LC187HV	LC247HV		LC367HV	LC427HV
Ducted	High Static									
							LH247HV		LH367HV	
	Low Static									
		LD097HV4	LD127HV4							

ART COOL GALLERY



LA090HVP

LA120HVP

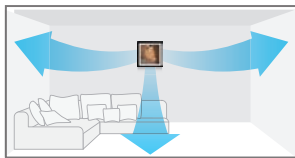


Specification	Unit	LA090HVP	LA120HVP
Indoor Unit		LAN090HVP	LAN120HVP
Outdoor Unit		LAU090HVP	LAU120HVP
Rated Cooling Capacity	Btu/h	9,000	11,200
Cooling Capacity Range	Btu/h	4,436 - 11,942	4,436 - 13,648
Rated Heating Capacity	Btu/h	10,800	13,300
Heating Capacity Range	Btu/h	4,436 - 14,330	4,436 - 17,060
Max Heating Capacity at 17°F	Btu/h	10,960	13,500
SEER, EER		16, 12.5	16, 12
HSPF		8.2	8.2
Voltage (IDU)	V, Ø, Hz	208/230-1-60	208/230-1-60
Voltage (ODU)	V, Ø, Hz	208/230-1-60	208/230-1-60
Cooling Power Input	kW	0.72	0.93
Heating Power Input	kW	0.85	1.25
MCA, MOCP	A	10, 15	10, 15
Power/Communication Wiring ⁴	No. x AWG	4 x 18	4 x 18
Rated Amps Cool/Heat	A	7.3/8.1	7.3/8.1
Heating Operation Range	°F WB	14 - 65	14 - 65
Cooling Operation Range	°F DB	14 - 118	14 - 118
Optional Wind Baffle ⁵		ZLABGP01A (0°F)	ZLABGP01A (0°F)
IDU Operation Range Cooling	°F WB	53 - 75	53 - 75
IDU Operation Range Heating	°F DB	60 - 86	60 - 86
Setpoint Range Cooling	°F	64 - 86	64 - 86
Setpoint Range Heating	°F	60 - 86	60 - 86
IDU Dimensions (WxHxD)	in	23-5/8x23-5/8x5-3/4	23-5/8x23-5/8x5-3/4
ODU Dimensions (WxHxD)	in	30-5/16x21-1/2x11-5/16	30-5/16x21-1/2x11-5/16
IDU Weight (Net/Shipping)	lbs	31/34	31/34
ODU Weight (Net/Shipping)	lbs	78/82	78/82
Airflow (Max/H/M/L)	CFM	370/335/311/247	370/346/311/247
Dehumidification	pts/hr	2.54	3.17
Compressor Type		Rotary	Rotary
Refrigerant Type		R410A	R410A
Indoor (H/M/L)	dB(A)	42/36/32	42/36/32
Outdoor Max	dB(A)	45	45
Liquid Line	in	1/4	1/4
Suction Line	in	3/8	3/8
Pipe Length (Min/Max)	ft	9.8/49.2	9.8/49.2
Max Pipe Elevation	ft	22.9	22.9
Precharge Pipe Length	ft	24.6	24.6
Additional Refrigerant	oz/ft	0.22	0.22
Drain (OD, ID)	in	27/32, 5/8	27/32, 5/8
Controller	Supplied	AKB73635606	AKB73635606

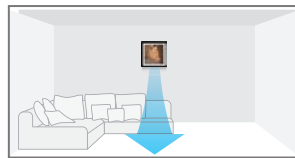
Digital Airflow Control

The airflow can be controlled to ensure maximum comfort and convenience.

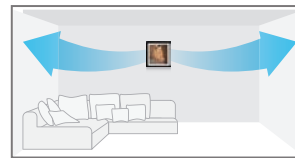
Normal



Jet Cool



Sleep Mode



Customizable Picture Frame

With LG's revolutionary Art Cool Gallery, you can change the look of your air conditioner to whatever you want, whenever you want.



ART COOL MIRROR



LA090HSV4
LA120HSV4
LA180HSV4
LA240HSV3



Specification	Unit	LA090HSV4	LA120HSV4	LA180HSV4	LA240HSV3	
Indoor Unit		LAN090HSV4	LAN120HSV4	LAN180HSV4	LAN240HSV3	
Outdoor Unit		LSU090HSV4	LSU120HSV4	LSU180HSV4	LAU240HSV3	
Capacity ^{1,2}	Rated Cooling Capacity	Btu/h	9,000	11,200	18,200	22,000
	Cooling Capacity Range	Btu/h	1,023 - 12,625	1,023 - 13,785	3,070 - 29,515	3,070 - 30,030
	Rated Heating Capacity	Btu/h	10,800	13,300	22,000	27,600
	Heating Capacity Range	Btu/h	1,023 - 17,061	1,023 - 22,178	3,070 - 38,898	3,070 - 38,898
	Max Heating Capacity at 17°F	Btu/h	11,080	13,500	22,340	28,020
	Max Heating Capacity at 5°F	Btu/h	9,570	11,670	19,300	24,220
	Max Heating Capacity at -4°F	Btu/h	8,310	10,140	16,760	21,030
	SEER, EER		21.5, 13.3	21.5, 12.5	20.5, 12.6	20.0, 10.8
	HSPF		10.8	11	9.7	10.0
Power	Voltage (IDU)	V, Ø, Hz	208/230-1-60	208/230-1-60	208/230-1-60	208/230-1-60
	Voltage (ODU)	V, Ø, Hz	208/230-1-60	208/230-1-60	208/230-1-60	208/230-1-60
	Cooling Power Input	kW	0.68	0.90	1.45	2.04
	Heating Power Input	kW	0.70	1.00	1.76	2.67
	MCA, MOCP	A	10, 15	10, 15	19, 25	19, 25
	Power/Communication Wiring ⁴	No. x AWG	4 x 18	4 x 18	4 x 18	4 x 18
	Rated Amps Cool/Heat	A	8.7/8.7	8.7/8.7	15.4/15.4	15.4/15.4
Operating Range	Heating Operation Range	°F WB	-4 - 65	-4 - 65	-4 - 65	-4 - 65
	Cooling Operation Range	°F DB	14 - 118	14 - 118	14 - 118	14 - 118
	Optional Wind Baffle ⁶		ZLABGP01A (0°F)	ZLABGP01A (0°F)	ZLABGP02A (0°F)	ZLABGP02A (0°F)
	IDU Operation Range Cooling	°F WB	53 - 75	53 - 75	53 - 75	53 - 75
	IDU Operation Range Heating	°F DB	60 - 86	60 - 86	60 - 86	60 - 86
	Setpoint Range Cooling	°F	64 - 86	64 - 86	64 - 86	64 - 86
	Setpoint Range Heating	°F	60 - 86	60 - 86	60 - 86	60 - 86
	Dimensions	IDU Dimensions (WxHxD)	in	34-13/16 x 11-1/4 x 8-1/16	34-13/16 x 11-1/4 x 8-1/16	40-9/16 x 12-13/16 x 9-11/16
ODU Dimensions (WxHxD)		in	30-5/16 x 21-1/2 x 11-5/16	30-5/16 x 21-1/2 x 11-5/16	34-1/4 x 31-1/2 x 12-19/32	34-1/4 x 31-1/2 x 12-19/32
IDU Weight (Net/Shipping)		lbs	24/29	24/29	32/39	32/39
Weight	ODU Weight (Net/Shipping)	lbs	75/79	75/79	121/131	121/131
	Airflow (Max/H/M/L)	CFM	423/353/272/191	423/353/272/191	735/622/509/399	735/622/509/399
	Dehumidification	pts/hr	2.30	2.30	5.5	5.5
	Compressor Type		Rotary	Rotary	Twin Rotary	Twin Rotary
Sound Pressure	Refrigerant Type		R410A	R410A	R410A	R410A
	Indoor (H/M/L/SL)	dB(A)	38/33/23/19	39/33/23/19	45/40/35/29	45/40/35/29
Piping	Outdoor Max	dB(A)	45	45	53	53
	Liquid Line	in	1/4	1/4	3/8	3/8
	Suction Line	in	3/8	3/8	5/8	5/8
	Pipe Length (Min/Max)	ft	6.6/65.6	6.6/65.6	9.84/98.4	9.84/98.4
	Max Pipe Elevation	ft	32.8	32.8	49.2	49.2
	Precharge Pipe Length	ft	41	41	24.6	24.6
	Additional Refrigerant	oz/ft	0.22	0.22	0.38	0.38
	Drain (OD, ID)	in	27/32, 5/8	27/32, 5/8	27/32, 5/8	27/32, 5/8
Controller	Supplied		AKB73835317	AKB73835317	AKB73835320	

Note:

- Rated capacity at 0 ft. above sea level with 25 ft. of refrigerant line and a 0 ft. level difference between outdoor and indoor unit.
- Rated cooling capacity obtained with air entering the indoor unit at 80°F dry bulb (DB) and 67°F wet bulb (WB) and outdoor ambient conditions of 95°F dry bulb (DB) and 75°F wet bulb (WB). Rated heating capacity obtained with air entering the indoor unit at 70°F dry bulb (DB) and 60°F wet bulb (WB) and outdoor ambient conditions of 47°F dry bulb (DB) and 43°F wet bulb (WB). For capacity information, see engineering manual capacity tables.
- Sound pressure levels are tested in an anechoic chamber under ISO Standard 3745 and are the same in both cooling and heating mode. These values can increase due to ambient conditions during operation.
- All power/communication wiring minimum 4-conductor; stranded, shielded, and must comply with applicable local and national codes.
- Piping lengths are equivalent.
- Installation of an optional Low Ambient Wind Baffle Kit will allow operation down to 0°F in cooling mode for applicable outdoor units.
- Due to our commitment to continued innovation, some specifications may be changed without notification.

ART COOL PREMIER With LGRED° Powerful Heating Technology



LGRED°

Powerful Heat Technology

RELIABLE TO EXTREME DEGREES

Included with models: LA090HYV1, LA120HYV1, LA150HYV2 and LA180HYV2

LA090HYV1 LA150HYV2
LA120HYV1 LA180HYV2



Units with industry leading LGRED° Powerful Heating Technology provide more than 100% of the rated heating capacity performance down to 5°F and continuous heating performance down to -13°F. For more information, visit lgredheat.com.



Specification		Unit	LA090HYV1	LA120HYV1	LA150HYV2	LA180HYV2
Capacity	Indoor Unit		LAN090HYV1	LAN120HYV1	LAN150HYV2	LAN180HYV2
	Outdoor Unit		LAU090HYV1	LAU120HYV1	LAU150HYV2	LAU180HYV2
	Rated Cooling Capacity	Btu/h	9,000	11,000	15,000	18,200
	Cooling Capacity Range	Btu/h	1,023 - 12,966	1,023 - 13,785	3,070 - 21,000	3,070 - 29,515
	Rated Heating Capacity	Btu/h	11,000	12,000	18,000	22,000
	Heating Capacity Range	Btu/h	1,023 - 20,472	1,023 - 22,178	3,070 - 25,200	3,070 - 32,000
	Max Heating Capacity at 17°F	Btu/h	11,940	14,650	21,430	27,400
	Max Heating Capacity at 5°F	Btu/h	11,220	13,720	18,950	24,360
	Max Heating Capacity at -13°F	Btu/h	7,920	9,520	14,660	19,120
Power	SEER, EER		27.5, 15.65	25.5, 13.75	24.0, 13.48	22.0, 12.5
	HSPF		12	12	12.5	12.0
	Voltage (IDU)	V, Ø, Hz	208/230-1-60	208/230-1-60	208/230-1-60	208/230-1-60
	Voltage (ODU)	V, Ø, Hz	208/230-1-60	208/230-1-60	208/230-1-60	208/230-1-60
	Cooling Power Input	kW	0.58	0.8	1.11	1.46
	Heating Power Input	kW	0.71	0.75	1.39	1.79
	MCA, MOCP	A	11.2, 15	11.2, 15	19.0, 25	19.0, 25
	Power/Communication Wiring ⁴	No. x AWG	4 x 18	4 x 18	4 x 18	4 x 18
	Rated Amps Cool/Heat	A	8.7/8.7	8.7/8.7	15.0/15.0	15.0/15.0
Operating Range	Heating Operation Range	°F WB	-13 - 65	-13 - 65	-13-65	-13-65
	Cooling Operation Range	°F DB	14-118	14-118	14-118	14-118
	Optional Wind Baffle ⁵		ZLABGP01A (0°F)	ZLABGP01A (0°F)	ZLABGP02A (0°F)	ZLABGP02A (0°F)
	IDU Operation Range Cooling	°F WB	53 - 75	53 - 75	53 - 75	53 - 75
	IDU Operation Range Heating	°F DB	60 - 86	60 - 86	60 - 86	60 - 86
	Setpoint Range Cooling	°F	64 - 86	64 - 86	64 - 86	64 - 86
	Setpoint Range Heating	°F	60 - 86	60 - 86	60 - 86	60 - 86
Dimensions	IDU Dimensions (WxHxD)	in	34-7/16x11-5/8x9-1/4	34-7/16x11-5/8x9-1/4	42-15/16x12-31/32x9-25/32	42-15/16x12-31/32x9-25/32
	ODU Dimensions (WxHxD)	in	30-5/16x21-1/2x11-5/16	30-5/16x21-1/2x11-5/16	34-1/4 x 31-1/2 x 12-19/32	34-1/4 x 31-1/2 x 12-19/32
Weight	IDU Weight (Net/Shipping)	lbs	24/30	24/30	34/38	34/38
	ODU Weight (Net/Shipping)	lbs	77/82	77/82	122/131	122/131
Unit Data	Airflow (Max/H/M/L)	CFM	547/494/417/283	547/494/417/283	742/565/424/318	777/565/424/318
	Dehumidification	pts/hr	3.20	3.60	3.80	4.60
	Compressor Type		Twin Rotary	Twin Rotary	Twin Rotary	Twin Rotary
Sound Pressure	Refrigerant Type		R410A	R410A	R410A	R410A
	Indoor (H/M/L/SL)	dB(A)	42/36/25/17	42/36/25/17	47/42/37/29	47/42/37/29
	Outdoor Max	dB(A)	45	45	57	57
Piping	Liquid Line	in	1/4	1/4	3/8	3/8
	Suction Line	in	3/8	3/8	5/8	5/8
	Pipe Length (Min/Max)	ft	6.6/65.6	6.6/65.6	9.8/98.4	9.8/98.4
	Max Pipe Elevation	ft	32.8	32.8	65.6	65.6
	Precharge Pipe Length	ft	41	41	24.6	24.6
	Additional Refrigerant	oz/ft	0.22	0.22	0.38	0.38
	Drain (OD, ID)	in	27/32, 5/8	27/32, 5/8	27/32, 5/8	27/32, 5/8
Controller	Supplied		AKB73835320	AKB73835320	AKB74955602	AKB74955602

Note:
 1. Rated capacity at 0 ft. above sea level with 25 ft. of refrigerant line and a 0 ft. level difference between outdoor and indoor unit.
 2. Rated cooling capacity obtained with air entering the indoor unit at 80°F dry bulb (DB) and 67°F wet bulb (WB) and outdoor ambient conditions of 95°F dry bulb (DB) and 75°F wet bulb (WB).
 Rated heating capacity obtained with air entering the indoor unit at 70°F dry bulb (DB) and 60°F wet bulb (WB) and outdoor ambient conditions of 47°F dry bulb (DB) and 43°F wet bulb (WB).
 For capacity information, see engineering manual capacity tables.
 3. Sound pressure levels are tested in an anechoic chamber under ISO Standard 3745 and are the same in both cooling and heating mode. These values can increase due to ambient conditions during operation.
 4. All power/communication wiring minimum 4-conductor, stranded, shielded, and must comply with applicable local and national codes.
 5. Piping lengths are equivalent.
 6. Installation of an optional Low Ambient Wind Baffle Kit will allow operation down to 0°F in cooling mode for applicable outdoor units.
 7. Due to our commitment to continued innovation, some specifications may be changed without notification.

ART COOL PREMIER

LA180HYV1 LA240HYV1



Specification	Unit	LA180HYV1	LA240HYV1
Indoor Unit		LAN180HYV1	LAN240HYV1
Outdoor Unit		LAU180HYV1	LAU240HYV1
Capacity			
Rated Cooling Capacity	Btu/h	18,200	22,000
Cooling Capacity Range	Btu/h	3,070 - 29,515	3,070 - 30,000
Rated Heating Capacity	Btu/h	22,000	27,000
Heating Capacity Range	Btu/h	3,070 - 30,709	3,070 - 35,200
Max Heating Capacity at 17°F	Btu/h	22,340	27,410
Max Heating Capacity at 5°F	Btu/h	19,300	23,690
Max Heating Capacity at -13°F	Btu/h	14,060	17,250
SEER, EER		24, 13.48	22, 12.5
HSPF		13	12.3
Power			
Voltage (IDU)	V, Ø, Hz	208-230, 1, 60	208-230, 1, 60
Voltage (ODU)	V, Ø, Hz	208-230, 1, 60	208-230, 1, 60
Cooling Power Input	kW	1.35	1.76
Heating Power Input	kW	1.69	2.19
MCA, MOCP	A	19, 25	19, 25
Power/Communication Wiring ⁴	No. x AWG	4 x 18	4 x 18
Rated Amps Cool/Heat	A	15.3/15.3	15.3/15.3
Operating Range			
Heating Operation Range	°F WB	-13 - 65	-13 - 65
Cooling Operation Range	°F DB	14 - 118	14 - 118
Optional Wind Baffle ⁶		ZLABGP02A (0°F)	ZLABGP02A (0°F)
IDU Operation Range Cooling	°F WB	53 - 75	53 - 75
IDU Operation Range Heating	°F DB	60 - 86	60 - 86
Setpoint Range Cooling	°F	64 - 86	64 - 86
Setpoint Range Heating	°F	60 - 86	60 - 86
Dimensions			
IDU Dimensions (WxHxD)	in	42-15/16 x 12-31/32 x 9-25/32	42-15/16 x 12-31/32 x 9-25/32
ODU Dimensions (WxHxD)	in	34-1/4 x 31-1/2 x 12-19/32	34-1/4 x 31-1/2 x 12-19/32
Weight			
IDU Weight (Net/Shipping)	lbs	34/38	34/38
ODU Weight (Net/Shipping)	lbs	122/131	122/131
Unit Data			
Airflow (Max/H/M/L)	CFM	742/565/424/318	777/565/424/318
Dehumidification	pts/hr	3.80	4.70
Compressor Type		Twin Rotary	Twin Rotary
Refrigerant Type		R-410A	R-410A
Sound Pressure			
Indoor (H/M/L/SL)	dB(A)	47/42/37/29	47/42/37/29
Outdoor Max	dB(A)	57	57
Piping			
Liquid Line	in	3/8	3/8
Suction Line	in	5/8	5/8
Pipe Length (Min/Max)	ft	9.8/98.4	9.8/98.4
Max Pipe Elevation	ft	65.6	65.6
Precharge Pipe Length	ft	24.6	24.6
Additional Refrigerant	oz/ft	0.38	0.38
Drain (OD, ID)	in	27/32, 5/8	27/32, 5/8
Controller	Supplied	AKB74835304	AKB74835304

Note:

1. Rated capacity at 0 ft. above sea level with 25 ft. of refrigerant line and a 0 ft. level difference between outdoor and indoor unit.

2. Rated cooling capacity obtained with air entering the indoor unit at 80°F dry bulb (DB) and 67°F wet bulb (WB) and outdoor ambient conditions of 95°F dry bulb (DB) and 75°F wet bulb (WB).

Rated heating capacity obtained with air entering the indoor unit at 70°F dry bulb (DB) and 60°F wet bulb (WB) and outdoor ambient conditions of 47°F dry bulb (DB) and 43°F wet bulb (WB).

For capacity information, see engineering manual capacity tables.

3. Sound pressure levels are tested in an anechoic chamber under ISO Standard 3745 and are the same in both cooling and heating mode. These values can increase due to ambient conditions during operation.

4. All power/communication wiring minimum 4-conductor, stranded, shielded, and must comply with applicable local and national codes.

5. Piping lengths are equivalent.

6. Installation of an optional Low Ambient Wind Baffle Kit will allow operation down to 0°F in cooling mode for applicable outdoor units.

7. Due to our commitment to continued innovation, some specifications may be changed without notification.

EXTENDED PIPING with Smart ThinQ® Technology



LS243HLV / LS303HLV / LS363HLV

Units with LG SmartThinQ® technology built in take the efficiency and convenience of LG systems to new heights by allowing you to control them wireless from anywhere via a free smartphone app.



Specification	Unit	LS243HLV	LS303HLV	LS363HLV
Indoor Unit		LSN243HLV	LSN303HLV	LSN363HLV
Outdoor Unit		LSU243HLV	LSU303HLV	LSU363HLV
Rated Cooling Capacity	Btu/h	22,000	30,000	33,000
Cooling Capacity Range	Btu/h	3,070 - 29,515	3,070 - 34,000	3,070 - 34,000
Rated Heating Capacity	Btu/h	27,000	32,000	35,200
Heating Capacity Range	Btu/h	3,070 - 38,898	3,070 - 38,898	3,070 - 38,898
Max Heating Capacity at 17°F	Btu/h	27,410	32,490	35,740
Max Heating Capacity at 5°F	Btu/h	23,690	28,080	30,890
Max Heating Capacity at -4°F	Btu/h	20,580	24,390	26,820
SEER, EER		21.5, 12.5	19.0, 10.0	17.5, 8.18
HSPF		11	10.0	10
Voltage (IDU)	V, Ø, Hz	208/230-1-60	208/230-1-60	208/230-1-60
Voltage (ODU)	V, Ø, Hz	208/230-1-60	208/230-1-60	208/230-1-60
Cooling Power Input	kW	1.76	3.00	4.04
Heating Power Input	kW	2.38	3.10	3.84
MCA, MOCP	A	19, 30	19, 30	19, 30
Recommended Fuse	A	25	25	25
Power/Communication Wiring ^d	No. x AWG	4 x 18	4 x 18	4 x 18
Rated Amps Cool/Heat	A	14.85/14.85	14.85/14.85	14.85/14.85
Heating Operation Range	°F WB	-4 - 65	-4 - 65	-4 - 65
Cooling Operation Range	°F DB	14 - 118	14 - 118	14 - 118
Optional Wind Baffle ⁶		ZLABGP02A (0°F)	ZLABGP02A (0°F)	ZLABGP02A (0°F)
IDU Operation Range Cooling	°F WB	53 - 75	53 - 75	53 - 75
IDU Operation Range Heating	°F DB	60 - 86	60 - 86	60 - 86
Setpoint Range Cooling	°F	64 - 86	64 - 86	64 - 86
Setpoint Range Heating	°F	60 - 86	60 - 86	60 - 86
IDU Dimensions (WxHxD)	in	46-7/8x13-5/8x10-7/16	46-7/8x13-5/8x10-7/16	46-7/8x13-5/8x10-7/16
ODU Dimensions (WxHxD)	in	34-1/4x31-1/2x12-19/32	34-1/4x31-1/2x12-19/32	34-1/4x31-1/2x12-19/32
IDU Weight (Net/Shipping)	lbs	40/46	40/46	40/46
ODU Weight (Net/Shipping)	lbs	125/133	125/133	125/133
Airflow (Max/H/M/L)	CFM	953/848/706/530	953/848/706/530	953/848/706/530
Dehumidification	pts/hr	5.5	5.9	6.6
Compressor Type		Twin Rotary	Twin Rotary	Twin Rotary
Refrigerant Type		R410A	R410A	R410A
Indoor (H/M/L/SL)	dB(A)	49/44/40/37	49/44/40/37	49/44/40/37
Outdoor Max	dB(A)	55	55	55
Liquid Line	in	3/8	3/8	3/8
Suction Line	in	5/8	5/8	5/8
Pipe Length (Min/Max)	ft	9.84/164	9.84/164	9.84/164
Max Pipe Elevation	ft	98.4	98.4	98.4
Precharge Pipe Length	ft	24.6	24.6	24.6
Additional Refrigerant	oz/ft	0.38	0.38	0.38
Drain (OD, ID)	in	27/32, 5/8	27/32, 5/8	27/32, 5/8
Controller	Supplied	AKB74955602	AKB74955602	AKB74955602

Note:

- Rated capacity at 0 ft. above sea level with 25 ft. of refrigerant line and a 0 ft. level difference between outdoor and indoor unit.
- Rated cooling capacity obtained with air entering the indoor unit at 80°F dry bulb (DB) and 67°F wet bulb (WB) and outdoor ambient conditions of 95°F dry bulb (DB) and 75°F wet bulb (WB). Rated heating capacity obtained with air entering the indoor unit at 70°F dry bulb (DB) and 60°F wet bulb (WB) and outdoor ambient conditions of 47°F dry bulb (DB) and 43°F wet bulb (WB). For capacity information, see engineering manual capacity tables.
- Sound pressure levels are tested in an anechoic chamber under ISO Standard 3745 and are the same in both cooling and heating mode. These values can increase due to ambient conditions during operation.
- All power/communication wiring minimum 4-conductor, stranded, shielded, and must comply with applicable local and national codes.
- Piping lengths are equivalent.
- Installation of an optional Low Ambient Wind Baffle Kit will allow operation down to 0°F in cooling mode for applicable outdoor units.
- Due to our commitment to continued innovation, some specifications may be changed without notification.

HIGH EFFICIENCY



LS090HSV4 / LS120HSV4 / LS180HSV4



Specification	Unit	LS090HSV4	LS120HSV4	LS180HSV4	
Indoor Unit		LSN090HSV4	LSN120HSV4	LSN180HSV4	
Outdoor Unit		LSU090HSV4	LSU120HSV4	LSU180HSV4	
Capacity	Rated Cooling Capacity	Btu/h	9,000	11,200	18,200
	Cooling Capacity Range	Btu/h	1,023 - 12,625	1,023 - 13,785	3,070 - 29,515
	Rated Heating Capacity	Btu/h	10,800	13,300	22,000
	Heating Capacity Range	Btu/h	1,023 - 17,061	1,023 - 22,178	3,070 - 38,898
	Max Heating Capacity at 17°F	Btu/h	11,080	13,500	22,340
	Max Heating Capacity at 5°F	Btu/h	9,570	11,670	19,300
	Max Heating Capacity at -4°F	Btu/h	8,310	10,140	16,760
	SEER, EER		21.5, 13.3	21.5, 12.5	20.5, 12.6
Power	HSPF		10.8	11	9.7
	Voltage (IDU)	V, Ø, Hz	208/230-1-60	208/230-1-60	208/230-1-60
	Voltage (ODU)	V, Ø, Hz	208/230-1-60	208/230-1-60	208/230-1-60
	Cooling Power Input	kW	0.68	0.90	1.45
	Heating Power Input	kW	0.70	1.00	1.76
	MCA, MOCP	A	10, 15	10, 15	19, 25
	Power/Communication Wiring ⁴	No. x AWG	4 x 18	4 x 18	4 x 18
	Rated Amps Cool/Heat	A	8.7/8.7	8.7/8.7	15.4/15.4
Operating Range	Heating Operation Range	°F WB	-4 - 65	-4 - 65	-4 - 65
	Cooling Operation Range	°F DB	14 - 118	14 - 118	14 - 118
	Optional Wind Baffle ⁵		ZLABGP01A (0°F)	ZLABGP01A (0°F)	ZLABGP02A (0°F)
	IDU Operation Range Cooling	°F WB	53 - 75	53 - 75	53 - 75
	IDU Operation Range Heating	°F DB	60 - 86	60 - 86	60 - 86
	Setpoint Range Cooling	°F	64 - 86	64 - 86	64 - 86
	Setpoint Range Heating	°F	60 - 86	60 - 86	60 - 86
	Dimensions	IDU Dimensions (WxHxD)	in	34-13/16 x 11-1/4 x 8-1/4	34-13/16 x 11-1/4 x 8-1/4
ODU Dimensions (WxHxD)		in	30-5/16 x 21-1/2 x 11-5/16	30-5/16 x 21-1/2 x 11-5/16	34-1/4 x 31-1/2 x 12-19/32
Weight		IDU Weight (Net/Shipping)	lbs	20/26	20/26
	ODU Weight (Net/Shipping)	lbs	75/79	75/79	121/131
Unit Data	Airflow (Max/H/M/L)	CFM	423/353/272/191	423/353/272/191	735/622/509/399
	Dehumidification	pts/hr	2.30	2.30	5.50
	Compressor Type		Rotary	Rotary	Twin Rotary
	Refrigerant Type		R410A	R410A	R410A
Sound Pressure	Indoor (H/M/L/SL)	dB(A)	38/33/23/19	39/33/23/19	45/40/35/29
	Outdoor Max	dB(A)	45	45	53
Piping	Liquid Line	in	1/4	1/4	3/8
	Suction Line	in	3/8	3/8	5/8
	Pipe Length (Min/Max)	ft	6.6/65.6	6.6/65.6	9.84/98.4
	Max Pipe Elevation	ft	32.8	32.8	49.2
	Precharge Pipe Length	ft	41	41	24.6
	Additional Refrigerant	oz/ft	0.22	0.22	0.38
	Drain (OD, ID)	in	27/32, 5/8	27/32, 5/8	27/32, 5/8
Controller	Supplied		AKB73835317	AKB73835317	AKB73835317

Note:

- Rated capacity at 0 ft. above sea level with 25 ft. of refrigerant line and a 0 ft. level difference between outdoor and indoor unit.
- Rated cooling capacity obtained with air entering the indoor unit at 80°F dry bulb (DB) and 67°F wet bulb (WB) and outdoor ambient conditions of 95°F dry bulb (DB) and 75°F wet bulb (WB). Rated heating capacity obtained with air entering the indoor unit at 70°F dry bulb (DB) and 60°F wet bulb (WB) and outdoor ambient conditions of 47°F dry bulb (DB) and 43°F wet bulb (WB). For capacity information, see engineering manual capacity tables.
- Sound pressure levels are tested in an anechoic chamber under ISO Standard 3745 and are the same in both cooling and heating mode. These values can increase due to ambient conditions during operation.
- All power/communication wiring minimum 4-conductor, stranded, shielded, and must comply with applicable local and national codes.
- Piping lengths are equivalent.
- Installation of an optional Low Ambient Wind Baffle Kit will allow operation down to 0°F in cooling mode for applicable outdoor units.
- Due to our commitment to continued innovation, some specifications may be changed without notification.

MEGA



LS090HEV1
LS090HXV
LS120HEV1
LS120HXV
LS180HEV1
LS240HEV1



Specification	Unit	LS090HEV1	LS090HXV	LS120HEV1	LS120HXV	LS180HEV1	LS240HEV1
Indoor Unit		LSN090HEV1	LSN090HXV	LSN120HEV1	LSN120HXV	LSN180HEV1	LSN240HEV1
Outdoor Unit		LSU090HEV1	LSU090HXV	LSU120HEV1	LSU120HXV	LSU180HEV1	LSU240HEV1
Rated Cooling Capacity	Btu/h	8,500	8,500	12,000	12,000	17,000	22,000
Cooling Capacity Range	Btu/h	3,070 - 9,500	1,023 - 13,785	3,070 - 13,780	1,023 - 13,785	3,685 - 18,493	3,685 - 24,000
Rated Heating Capacity	Btu/h	9,000	10,900	12,000	13,000	19,000	22,000
Heating Capacity Range	Btu/h	3,070 - 10,500	1,023 - 22,178	3,070 - 13,780	1,023 - 22,178	3,685 - 22,997	3,685 - 24,226
Max Heating Capacity at 17°F	Btu/h	9,140	11,070	12,180	13,200	19,290	22,340
SEER, EER		19.0, 12.5	17.0, 12.01	17.0, 10.52	17.0, 10.5	18.0, 10.97	17.0, 10.76
HSPF		9.0	9.0	9.2	9.0	9.0	9.0
Voltage (IDU)	V, Ø, Hz	208/230-1-60	115-1-60	208/230-1-60	115-1-60	208/230-1-60	208/230-1-60
Voltage (ODU)	V, Ø, Hz	208/230-1-60	115-1-60	208/230-1-60	115-1-60	208/230-1-60	208/230-1-60
Cooling Power Input	kW	0.68	0.71	1.14	1.14	1.55	2.04
Heating Power Input	kW	0.78	0.88	0.98	1.09	1.59	1.94
MCA, MOCP	A	10, 15	13.5, 20	10, 15	13.5, 20	12, 20	15, 20
Power/Communication Wiring ⁴	No. x AWG	4 x 18	4 x 18	4 x 18	4 x 18	4 x 18	4 x 18
Rated Amps Cool/Heat	A	7.5/7.5	10.4/10.4	7.5/7.5	10.4/10.4	9.61/9.41	11.52/11.08
Heating Operation Range	°F WB	14 - 65	14 - 65	14 - 65	14 - 65	14 - 65	14 - 65
Cooling Operation Range	°F DB	14 - 118	14 - 118	14 - 118	14 - 118	14 - 118	14 - 118
Optional Wind Baffle ⁶		No	No	No	No	No	No
IDU Operation Range Cooling	°F WB	53 - 75	53 - 75	53 - 75	53 - 75	53 - 75	53 - 75
IDU Operation Range Heating	°F DB	60 - 86	60 - 86	60 - 86	60 - 86	60 - 86	60 - 86
Setpoint Range Cooling	°F	64 - 86	64 - 86	64 - 86	64 - 86	64 - 86	64 - 86
Setpoint Range Heating	°F	60 - 86	60 - 86	60 - 86	60 - 86	60 - 86	60 - 86
IDU Dimensions (WxHxD)	in	29-3/4x10-7/16x7-1/4	34-27/32x11-1/4x8-9/32	34-13/16x11-1/4x8-1/4	34-27/32x11-1/4x8-9/32	40-9/16x12-13/16x9-13/16	40-9/16x12-13/16x9-13/16
ODU Dimensions (WxHxD)	in	28-1/4x19-1/2x9-1/16	28-1/4x19-1/2x9-1/16	28-1/4x19-1/2x9-1/16	28-1/4x19-1/2x9-1/16	30-5/16x21-1/2x11-5/16	34-1/4x25-13/16x12-19/32
IDU Weight (Net/Shipping)	lbs	17/20	23/26	23/28	23/26	28/33	28/34
ODU Weight (Net/Shipping)	lbs	62/67	67/79	62/67	67/79	76/81	95/104
Airflow (Max/H/M/L)	CFM	318/276/226/177	335/272/212/124	424/353/272/212	335/272/212/124	629/512/441/353	689/600/494/388
Dehumidification	pts/hr	2.12	2.30	2.76	2.80	3.39	4.88
Compressor Type		Rotary	Rotary	Rotary	Rotary	Twin Rotary	Twin Rotary
Refrigerant Type		R410A	R410A	R410A	R410A	R410A	R410A
Indoor (H/M/L/SL)	dB(A)	39/33/25/19	39/33/23/19	39/33/25/19	39/33/23/19	42/40/35/29	45/40/35/29
Outdoor Max	dB(A)	47	47	47	47	51	53
Liquid Line	in	1/4	1/4	1/4	1/4	1/4	1/4
Suction Line	in	3/8	3/8	3/8	3/8	1/2	5/8
Pipe Length (Min/Max)	ft	9.8/49.2	6.6/49.2	9.8/49.2	6.6/49.2	9.8/65.6	9.8/65.6
Max Pipe Elevation	ft	22.9	22.9	22.9	22.9	32.8	32.8
Precharge Pipe Length	ft	24.6	24.6	24.6	24.6	24.6	24.6
Additional Refrigerant	oz/ft	0.22	0.22	0.22	0.22	0.33	0.33
Drain (OD, ID)	in	27/32, 5/8	27/32, 5/8	27/32, 5/8	27/32, 5/8	27/32, 5/8	27/32, 5/8
Controller Supplied		AKB73835318	AKB73456121	AKB73835318	AKB73456121	AKB73835318	AKB73835318

Note:

- Rated capacity at 0 ft. above sea level with 25 ft. of refrigerant line and a 0 ft. level difference between outdoor and indoor unit.
- Rated cooling capacity obtained with air entering the indoor unit at 80° F dry bulb (DB) and 67° F wet bulb (WB) and outdoor ambient conditions of 95° F dry bulb (DB) and 75° F wet bulb (WB). Rated heating capacity obtained with air entering the indoor unit at 70° F dry bulb (DB) and 60° F wet bulb (WB) and outdoor ambient conditions of 47° F dry bulb (DB) and 43° F wet bulb (WB). For capacity information, see engineering manual capacity tables.
- Sound pressure levels are tested in an anechoic chamber under ISO Standard 3745 and are the same in both cooling and heating mode. These values can increase due to ambient conditions during operation.
- All power/communication wiring minimum 4-conductor, stranded, shielded, and must comply with applicable local and national codes.
- Piping lengths are equivalent.
- Due to our commitment to continued innovation, some specifications may be changed without notification.

CEILING MOUNTED



LC097HV4
LC127HV4
LC187HV

LC247HV
LC367HV
LC427HV



Specification	Unit	LC097HV4	LC127HV4	LC187HV	LC247HV	LC367HV	LC427HV	
Indoor Unit		LCN097HV4	LCN127HV4	LCN187HV	LCN247HV	LCN367HV	LCN427HV	
Outdoor Unit		LUU097HV	LUU127HV	LUU187HV	LUU247HV	LUU367HV	LUU427HV	
Capacity	Rated Cooling Capacity	Btu/h	9,000	11,100	18,000	24,000	36,000	42,000
	Cooling Capacity Range	Btu/h	3,600 - 9,900	3,400 - 12,400	9,500 - 19,800	9,700 - 26,700	14,000 - 42,000	17,100 - 47,100
	Rated Heating Capacity	Btu/h	11,000	14,000	20,000	27,000	40,000	47,000
	Heating Capacity Range	Btu/h	4,400 - 12,100	2,800 - 15,500	9,300 - 22,000	10,900 - 30,000	14,500 - 45,000	17,100 - 52,600
	Max Heating Capacity at 17°F	Btu/h	9,350	11,900	14,330	21,343	30,311	34,681
	Max Heating Capacity at 5°F	Btu/h	8,250	10,500	11,271	20,778	29,250	33,351
	SEER, EER		20.2, 13.65	19.4, 12.6	20, 15.0	17.0, 12.6	19.0, 13.5	17.0, 10.3
	HSPF		10.5	10.4	10.1	9.7	9.5	8.6
Power	Voltage (IDU)	V, Ø, Hz	208-230, 1, 60	208-230, 1, 60	208/230-1-60	208/230-1-60	208/230-1-60	208/230-1-60
	Voltage (ODU)	V, Ø, Hz	208-230, 1, 60	208-230, 1, 60	208/230-1-60	208/230-1-60	208/230-1-60	208/230-1-60
	Cooling Power Input	kW	0.66	0.88	1.26	1.91	2.97	4.07
	Heating Power Input	kW	0.83	1.19	1.50	2.60	3.20	4.05
	MCA, MOCP	A	11.9, 15	12.3, 15	18.1, 30	18.1, 30	24.5, 40	24.5, 40
	Power/Communication Wiring ⁴	No. x AWG	4 x 18	4 x 18	4 x 18	4 x 18	4 x 18	4 x 18
	Rated Amps Cool/Heat	A	9.65/9.65	10.05/10.05	14.7/14.7	15.1/15.1	20.2/20.8	20.2/20.8
Operating Range	Heating Operation Range	°F WB	-4 - 64	-4 - 64	0 - 64	0 - 64	0 - 64	0 - 64
	Cooling Operation Range	°F DB	0 - 118	0 - 118	5 - 118	5 - 118	5 - 118	5 - 118
	Optional Wind Baffle ⁶		ZLABGP01A (-4°F)	ZLABGP01A (-4°F)	ZLABGP04A (0°F)	ZLABGP04A (0°F)	ZLABGP04A x 2 (0°F)	ZLABGP04A x 2 (0°F)
	IDU Operation Range Cooling	°F WB	57 - 77	57 - 77	57 - 77	57 - 77	57 - 77	57 - 77
	IDU Operation Range Heating	°F DB	59 - 81	59 - 81	59 - 81	59 - 81	59 - 81	59 - 81
	Setpoint Range Cooling	°F	65 - 86	65 - 86	64 - 86	64 - 86	64 - 86	64 - 86
	Setpoint Range Heating	°F	61 - 86	61 - 86	60 - 86	60 - 86	60 - 86	60 - 86
Dimensions	IDU Dimensions (WxHxD)	in	22-7/16 x 8-7/16 x 22-7/16	22-7/16 x 8-7/16 x 22-7/16	33-1/16 x 8-1/32 x 33-1/16	33-1/16 x 8-1/32 x 33-1/16	33-1/16 x 11-11/32 x 33-1/16	33-1/16 x 11-11/32 x 33-1/16
	ODU Dimensions (WxHxD)	in	30-5/16 x 21-15/32 x 11-11/32	30-5/16 x 21-15/32 x 11-11/32	37-13/32 x 32-27/32 x 13	37-13/32 x 32-27/32 x 13	37-13/32 x 54-11/32 x 13	37-13/32 x 54-11/32 x 13
Weight	IDU Weight (Net/Shipping)	lbs	31/37	31/37	46 / 55	46 / 55	55 / 65	55 / 65
	ODU Weight (Net/Shipping)	lbs	82/89	82/89	133 / 148	133 / 148	203 / 227	203 / 227
Unit Data	Airflow (H/M/L)	CFM	300/265/230	335/283/247	565/494/424	600/530/459	1,060/989/918	1,060/989/918
	Dehumidification	pts/hr	1.60	2.47	5.10	5.10	7.70	7.70
	Compressor Type		Twin Rotary	Twin Rotary	Twin Rotary	Twin Rotary	Twin Rotary	Twin Rotary
	Refrigerant Type		R-410A	R-410A	R410A	R410A	R410A	R410A
Sound Pressure	Indoor (H/M/L)	dB(A)	36/33/30	38/35/32	38/36/34	38/36/34	46/44/43	46/44/43
	Outdoor Max	dB(A)	51	52	52	52	54	54
Piping	Liquid Line	in	1/4	1/4	3/8	3/8	3/8	3/8
	Suction Line	in	3/8	3/8	5/8	5/8	5/8	5/8
	Pipe Length (Min/Max)	ft	9.8/66	9.8/66	6.6/164	6.6/164	6.6/246.1	6.6/246.1
	Max Pipe Elevation	ft	49.2	49.2	98.4	98.4	98.4	98.4
	Precharge Pipe Length	ft	24.6	24.6	24.6	24.6	24.6	24.6
	Additional Refrigerant	oz/ft	0.22	0.22	0.43	0.43	0.43	0.43
	Drain (OD, ID)	in	1.25, 1	1.25, 1	1.25/1	1.25/1	1.25/1	1.25/1
Controller	Supplied		PQWRHDF0	PQWRHDF0	PQWRHDF0	PQWRHDF0	PQWRHDF0	
Accessories	Grille		PT-QCHWO/PT-UQC	PT-QCHWO/PT-UQC	PT-UMC1B/PT-UMC1	PT-UMC1B/PT-UMC1	PT-UMC1B/PT-UMC1	PT-UMC1B/PT-UMC1
	Grille Weight (Net/Shipping)	lbs	7/9	7/9	11/20	11/20	11/20	11/20

Note:

- Rated capacity at 0 ft. above sea level with 25 ft. of refrigerant line and a 0 ft. level difference between outdoor and indoor unit.
- Rated cooling capacity obtained with air entering the indoor unit at 80°F dry bulb (DB) and 67°F wet bulb (WB) and outdoor ambient conditions of 95°F dry bulb (DB) and 75°F wet bulb (WB). Rated heating capacity obtained with air entering the indoor unit at 70°F dry bulb (DB) and 60°F wet bulb (WB) and outdoor ambient conditions of 47°F dry bulb (DB) and 43°F wet bulb (WB). For capacity information, see engineering manual capacity tables.
- Sound pressure levels are tested in an anechoic chamber under ISO Standard 3745 and are the same in both cooling and heating mode. These values can increase due to ambient conditions during operation.
- All power/communication wiring minimum 4-conductor, stranded, shielded, and must comply with applicable local and national codes.
- Piping lengths are equivalent.
- Installation of an optional Low Ambient Wind Baffle Kit will allow operation down to 0°F in cooling mode for applicable outdoor units.
- Due to our commitment to continued innovation, some specifications may be changed without notification.

LOW STATIC DUCTED



LD097HV4
LD127HV4



Specification	Unit	LD097HV4	LD127HV4
Indoor Unit		LDN097HV4	LDN127HV4
Outdoor Unit		LUU097HV	LUU127HV
Rated Cooling Capacity	Btu/h	9,000	11,600
Cooling Capacity Range	Btu/h	3,600 - 9,900	4,640 - 12,760
Rated Heating Capacity	Btu/h	14,000	16,000
Heating Capacity Range	Btu/h	5,600 - 15,400	6,400 - 17,600
Max Heating Capacity at 17°F	Btu/h	11,900	13,600
Max Heating Capacity at 5°F	Btu/h	10,500	12,000
SEER, EER		18.5, 12.7	19.6, 12.9
HSPF		10.3	10.5
Voltage (IDU)	V, Ø, Hz	208-230, 1, 60	208-230, 1, 60
Voltage (ODU)	V, Ø, Hz	208-230, 1, 60	208-230, 1, 60
Cooling Power Input	kW	0.71	0.90
Heating Power Input	kW	1.43	1.29
MCA, MOCP	A	11.9, 15	12.3, 15
Power/Communication Wiring ⁴	No. x AWG	4 x 18	4 x 18
Rated Amps Cool/Heat	A	9.65/9.65	10.05/10.05
Heating Operation Range	°F WB	-4 - 64	-4 - 64
Cooling Operation Range	°F DB	0 - 118	0 - 118
Optional Wind Baffle ⁶		ZLABGP01A (-4°F)	ZLABGP01A (-4°F)
IDU Operation Range Cooling	°F WB	57 - 77	57 - 77
IDU Operation Range Heating	°F DB	59 - 81	59 - 81
Setpoint Range Cooling	°F	65 - 86	65 - 86
Setpoint Range Heating	°F	61 - 86	61 - 86
IDU Dimensions (WxHxD)	in	27-9/16 x 7-15/32 x 27-9/16	35-7/16 x 7-15/32 x 27-9/16
ODU Dimensions (WxHxD)	in	30-5/16 x 21-15/32 x 11-11/32	30-5/16 x 21-15/32 x 11-11/32
IDU Weight (Net/Shipping)	lbs	39/46	51/60
ODU Weight (Net/Shipping)	lbs	82/89	82/89
Airflow (Max/H/M/L)	CFM	318 / 247 / 194	353 / 300 / 247
Dehumidification	pts/hr	1.50	2.28
Compressor Type		Twin Rotary	Twin Rotary
Refrigerant Type		R-410A	R-410A
Max External Static Pressure	in wg	0.20	0.20
Indoor (H/M/L)	dB(A)	30 / 26 / 23	31 / 28 / 27
Outdoor Max	dB(A)	51	52
Liquid Line	in	1/4	1/4
Suction Line	in	3/8	3/8
Pipe Length (Min/Max)	ft	9.8/66	9.8/66
Max Pipe Elevation	ft	49.2	49.2
Precharge Pipe Length	ft	24.6	24.6
Additional Refrigerant	oz/ft	0.22	0.22
Drain (OD, ID)	in	1.25/1	1.25/1
Controller	Supplied	PQRCVCLQW	PQRCVCLQW

Note:

1. Rated capacity at 0 ft. above sea level with 25 ft. of refrigerant line and a 0 ft. level difference between outdoor and indoor unit.

2. Rated cooling capacity obtained with air entering the indoor unit at 80° F dry bulb (DB) and 67° F wet bulb (WB) and outdoor ambient conditions of 95° F dry bulb (DB) and 75° F wet bulb (WB). Rated heating capacity obtained with air entering the indoor unit at 70° F dry bulb (DB) and 60° F wet bulb (WB) and outdoor ambient conditions of 47° F dry bulb (DB) and 43° F wet bulb (WB).

For capacity information, see engineering manual capacity tables.

3. Sound pressure levels are tested in an anechoic chamber under ISO Standard 3745 and are the same in both cooling and heating mode. These values can increase due to ambient conditions during operation.

4. All power/communication wiring minimum 4-conductor, stranded, shielded, and must comply with applicable local and national codes.

5. Piping lengths are equivalent.

6. Installation of an optional Low Ambient Wind Baffle Kit will allow operation down to 0° F in cooling mode for applicable outdoor units.

7. Due to our commitment to continued innovation, some specifications may be changed without notification.

HIGH STATIC DUCTED



LH247HV
LH367HV












Specification	Unit	LH247HV	LH367HV
Indoor Unit		LHN247HV	LHN367HV
Outdoor Unit		LUJ247HV	LUU367HV
Rated Cooling Capacity	Btu/h	24,000	36,000
Cooling Capacity Range	Btu/h	9,700 - 26,700	16,000 - 41,400
Rated Heating Capacity	Btu/h	27,000	40,000
Heating Capacity Range	Btu/h	10,900 - 30,000	17,500 - 48,000
Max Heating Capacity at 17°F	Btu/h	20,257	32,332
Max Heating Capacity at 5°F	Btu/h	19,556	31,200
SEER, EER		17.0, 12.0	17.6, 12.1
HSPF		10.0	9.2
Voltage (IDU)	V, Ø, Hz	208/230-1-60	208/230-1-60
Voltage (ODU)	V, Ø, Hz	208/230-1-60	208/230-1-60
Cooling Power Input	kW	2.00	2.91
Heating Power Input	kW	2.28	3.36
MCA, MOCP	A	18.1, 30	24.5, 40
Power/Communication Wiring ^d	No. x AWG	4 x 18	4 x 18
Rated Amps Cool/Heat	A	15.1/15.1	20.8/21.4
Heating Operation Range	°F WB	0 - 64	0 - 64
Cooling Operation Range	°F DB	5 - 118	5 - 118
Optional Wind Baffle ^e		ZLABGP04A (0°F)	ZLABGP04A x 2 (0°F)
IDU Operation Range Cooling	°F WB	57 - 77	57 - 77
IDU Operation Range Heating	°F DB	59 - 81	59 - 81
Setpoint Range Cooling	°F	64 - 86	64 - 86
Setpoint Range Heating	°F	60 - 86	60 - 86
IDU Dimensions (WxHxD)	in	46-17/32 x 11-23/32 x 17-23/32	48-7/16 x 14-31/32 x 23-7/32
ODU Dimensions (WxHxD)	in	37-13/32 x 32-27/32 x 13	37-13/32 x 54-11/32 x 13
IDU Weight (Net/Shipping)	lbs	73 / 95	125 / 139
ODU Weight (Net/Shipping)	lbs	133 / 146	203 / 227
Airflow (Max/H/M/L)	CFM	688/618/530	1,130/953/706
Dehumidification	pts/hr	7.00	10.60
Compressor Type		Twin Rotary	Twin Rotary
Refrigerant Type		R410A	R410A
Max External Static Pressure	in wg	0.78	0.60
Indoor (H/M/L)	dB(A)	38/36/35	39/38/37
Outdoor Max	dB(A)	52	54
Liquid Line	in	3/8	3/8
Suction Line	in	5/8	5/8
Pipe Length (Min/Max)	ft	6.6/164	6.6/246.1
Max Pipe Elevation	ft	98.4	98.4
Precharge Pipe Length	ft	24.6	24.6
Additional Refrigerant	oz/ft	0.43	0.43
Drain (OD, ID)	in	1.25/1	1.25/1
Controller	Supplied	PQRCVCL0QW	PQRCVCL0QW

Note:

- Rated capacity at 0 ft. above sea level with 25 ft. of refrigerant line and a 0 ft. level difference between outdoor and indoor unit.
- Rated cooling capacity obtained with air entering the indoor unit at 80°F dry bulb (DB) and 67°F wet bulb (WB) and outdoor ambient conditions of 95°F dry bulb (DB) and 75°F wet bulb (WB). Rated heating capacity obtained with air entering the indoor unit at 70°F dry bulb (DB) and 60°F wet bulb (WB) and outdoor ambient conditions of 47°F dry bulb (DB) and 43°F wet bulb (WB).
- For capacity information, see engineering manual capacity tables.
- Sound pressure levels are tested in an anechoic chamber under ISO Standard 3745 and are the same in both cooling and heating mode. These values can increase due to ambient conditions during operation.
- All power/communication wiring minimum 4-conductor, stranded, shielded, and must comply with applicable local and national codes.
- Piping lengths are equivalent.
- Installation of an optional Low Ambient Wind Baffle Kit will allow operation down to 0°F in cooling mode for applicable outdoor units.
- Due to our commitment to continued innovation, some specifications may be changed without notification.























MULTI ZONE

Lineup

OUTDOOR UNITS			
kBtu	Multi F	Maximum Indoor Units	Combination Sample
18	 LMU18CHV	2	
24	 LMU24CHV	3	
30	 LMU30CHV	4	
36	 LMU36CHV	4	
kBtu	Multi F MAX	Maximum Indoor Units	Combination Sample
48	 LMU480HV	8	
54	 LMU540HV	8	
60	 LMU600HV	8	

MULTI ZONE

Lineup

		INDOOR UNITS						
Type		7 kBtu	9 kBtu	12 kBtu	15 kBtu	18 kBtu	24 kBtu	36 kBtu
Wall Mounted Unit	ART COOL™ Gallery		 LMAN097HVP	 LMAN127HVP				
	ART COOL™ Mirror		 LAN090HSV4	 LAN120HSV4		 LAN180HSV4		
	High Efficiency	 LMN078HVT	 LSN090HSV4	 LSN120HSV4	 LMN158HVT	 LSN180HSV4	 LMN248HVT	
Ceiling Mounted Cassette	4-Way Cassette	 LMCN077HV	 LCN097HV4	 LCN127HV4		 LMCN185HV		
Ceiling Concealed Duct	Low Static Pressure		 LDN097HV4	 LDN127HV4		 LMDN186HV		
	High Static Pressure						 LMHN240HV	 LMHN360HV
Vertical AHU						 LMVN240HV	 LMVN360HV	

MULTI F OUTDOOR UNITS

LMU18CHV
LMU24CHV



LMU30CHV
LMU36CHV



Specification		Unit	LMU18CHV	LMU24CHV	LMU30CHV	LMU36CHV
Capacity	Rated Cooling Capacity	Btu/h	17,000	20,000	30,000	32,000
	Cooling Capacity Range	Btu/h	8,400 - 19,000	8,400 - 25,000	8,400 - 36,000	8,400 - 38,400
	Rated Heating Capacity	Btu/h	22,000	24,000	32,000	36,000
	Heating Capacity Range	Btu/h	10,248 - 24,000	9,240 - 28,800	9,240 - 38,400	9,240 - 41,600
	Max Heating Capacity at 17°F	Btu/h	19,161	21,097	26,739	29,105
	Max Heating Capacity at 5°F	Btu/h	14,807	14,595	20,622	22,057
	Max Heating Capacity at -4°F	Btu/h	9,912	10,385	13,753	15,823
	SEER, EER		22.0, 13.0	21.7, 13.5	22.0, 13.0	22.0, 13.0
	HSPF		9.7	10.6	10.0	10.0
Power	Voltage	V, Ø, Hz	208/230-1-60	208/230-1-60	208/230-1-60	208/230-1-60
	Cooling Power Input	kW	1.31	1.48	2.31	2.46
	Heating Power Input	kW	2.04	1.80	2.49	2.74
	MCA, MOCP	A	13.3, 20	14.3, 20	16.6, 25.0	17.9, 25
	Rated Amps (Cool/Heat)	A	11.09/11.09	11.99/11.99	13.93/13.93	15.13/15.13
	Power/Communication Wiring ⁴	No. x AWG	4 x 18	4 x 18	4 x 18	4 x 18
Operating Range	Heating Operation Range	°F	-4 - 64	-4 - 64	-4 - 64	-4 - 64
	Cooling Operation Range	°F	14 - 118	14 - 118	14 - 118	14 - 118
	Optional Wind Baffle ⁶		ZLABGP03A (-4°F)	ZLABGP03A (-4°F)	ZLABGP04A (-4°F)	ZLABGP04A (-4°F)
Dimensions & Weight	Dimensions (WxHxD)	in	34-1/4x25-25/32x12-19/32	34-1/4x25-25/32x12-19/32	37-13/32 x 32-27/32 x 13	37-13/32 x 32-27/32 x 13
	Weight (Net/Shipping)	lbs	100/108	100/108	137/148	137/148
	Refrigerant Type		R410A	R410A	R410A	R410A
Unit Data	Compressor Type		Twin Rotary	Twin Rotary	Twin Rotary	Twin Rotary
	Sound Pressure (Cooling / Heating)	dB(A)	49/52	49/52	52/55	52/55
	Maximum Air Volume	CFM	1,766	1,766	2,119	2,119
	Minimum Connectable IDUs	Qty	2	2	2	2
	Maximum Connectable IDUs	Qty	2	3	4	4
	Max Total IDU Connected Capacity	Btu/h	24,000	33,000	40,000	48,000
	Liquid Line	in	1/4 x 2	1/4 x 3	1/4 x 4	1/4 x 4
Piping	Suction Line	in	3/8 x 2	3/8 x 3	3/8 x 4	3/8 x 4
	Maximum Total Pipe Length	ft	164	246.1	246.1	246.1
	Minimum Pipe Length per Segment	ft	9.8	9.8	9.8	9.8
	Maximum Pipe Length ODU to IDU	ft	82	82	82	82
	Precharge Pipe Length	ft	49.2	73.8	98.4	98.4
	Maximum Elevation ODU to IDU	ft	49.2	49.2	49.2	49.2
	Maximum Elevation IDU to IDU	ft	24.6	24.6	24.6	24.6
	Factory Charge of R410A	lbs	3.96	3.96	6.18	6.18
Additional Refrigerant	oz/ft	0.22	0.22	0.22	0.22	

Note:

- Rated capacity at 0 ft. above sea level with 25 ft. of refrigerant line and a 0 ft. level difference between outdoor and indoor unit.
- Rated cooling capacity obtained with air entering the indoor unit at 80°F dry bulb (DB) and 67°F wet bulb (WB) and outdoor ambient conditions of 95°F dry bulb (DB) and 75°F wet bulb (WB). Rated heating capacity obtained with air entering the indoor unit at 70°F dry bulb (DB) and 60°F wet bulb (WB) and outdoor ambient conditions of 47°F dry bulb (DB) and 43°F wet bulb (WB). For capacity information, see engineering manual capacity tables. Capacities are based on connection of Non-Ducted indoor units.
- Sound pressure levels are tested in an anechoic chamber under ISO Standard 3745 and are the same in both cooling and heating mode. These values can increase due to ambient conditions during operation.
- All power/communication wiring minimum 4-conductor, stranded, shielded, and must comply with applicable local and national codes.
- Piping lengths are equivalent.
- Installation of an optional Low Ambient Wind Baffle Kit will allow operation down to -4°F in cooling mode for applicable outdoor units.
- Due to our commitment to continued innovation, some specifications may be changed without notification.

MULTI F MAX OUTDOOR UNITS



LMU480HV
LMU540HV
LMU600HV

MULTI ZONE

• OUTDOOR UNITS

Specification	Unit	LMU480HV	LMU540HV	LMU600HV	
Capacity	Rated Cooling Capacity	Btu/h	48,000	52,500	60,000
	Cooling Capacity Range	Btu/h	14,400 - 58,000	14,400 - 63,200	15,600 - 68,000
	Rated Heating Capacity	Btu/h	54,000	58,000	64,000
	Heating Capacity Range	Btu/h	15,840 - 61,000	16,272 - 64,000	17,940 - 70,000
	Max Heating Capacity at 17°F	Btu/h	49,014	51,832	53,560
	Max Heating Capacity at 5°F	Btu/h	38,900	41,137	42,720
	Max Heating Capacity at -4°F	Btu/h	27,529	29,112	33,193
SEER, EER		19.5, 12.5	18.4, 10.3	20.5, 11.4	
HSPF		10.0	8.7	11	
Power	Voltage	V, Ø, Hz	208/230-1-60	208/230-1-60	208/230-1-60
	Cooling Power Input	kW	3.84	5.1	5.26
	Heating Power Input	kW	4.32	5.4	5.33
	MCA, MOCP	A	27.3, 40	29.4, 40	32.2, 45
	Rated Amps (Cool/Heat)	A	22.96/22.96	24.76/24.76	27.06/27.06
	Power/Communication Wiring*	No. x AWG	ODU → BDU: 4 x 16 BDU → IDU: 4 x 18	ODU → BDU: 4 x 16 BDU → IDU: 4 x 18	ODU → BDU: 4 x 16 BDU → IDU: 4 x 18
Operating Range	Heating Operation Range	°F	-4 - 64	-4 - 64	-4 - 64
	Cooling Operation Range	°F	14 - 118	14 - 118	14 - 118
	Optional Wind Baffle ⁶		ZLABGP04A x 2 (-4°F)	ZLABGP04A x 2 (-4°F)	ZLABGP04A x 2 (-4°F)
Dimensions & Weight	Dimensions (WxHxD)	in	37-13/32 x 54-11/32 x 13	37-13/32 x 54-11/32 x 13	37-13/32 x 54-11/32 x 13
	Weight (Net/Shipping)	lbs	214/236	214/236	223/249
Unit Data	Refrigerant Type		R410A	R410A	R-410A
	Compressor Type		Twin Rotary	Twin Rotary	Twin Rotary
	Sound Pressure (Cooling / Heating)	dB(A)	54/56	54/56	56/58
	Maximum Air Volume	CFM	2,119 x 2	2,119 x 2	2,119 x 2
	Minimum Connectable IDUs	Qty	2	2	2
	Maximum Connectable IDUs	Qty	8	8	8
	Max Total IDU Connected Capacity	Btu/h	65,000	73,000	81,000
Piping	Liquid Line	in	3/8	3/8	3/8
	Suction Line	in	3/4	3/4	3/4
	Maximum Total Pipe Length	ft	475.7	475.7	475.7
	Minimum Pipe Length per Segment	ft	9.8	9.8	9.80
	Maximum Pipe Length ODU to IDU	ft	229.6	229.6	229.6
	Maximum Main Pipe Length	ft	180.4	180.4	180.4
	Precharge Pipe Length	ft	Main: 16.4 Branch: 131.2	Main: 16.4 Branch: 131.2	Main: 16.4 Branch: 131.2
	Maximum Elevation ODU to IDU	ft	98.4	98.4	98.4
	Maximum Elevation IDU to IDU	ft	49.2	49.2	49.2
	Factory Charge of R410A	lbs	9.7	9.7	12.3
Additional Refrigerant	oz/ft	Main: 0.54 Branch: 0.22	Main: 0.54 Branch: 0.22	Main: 0.54 Branch: 0.22	

Note:

- Rated capacity at 0 ft. above sea level with 25 ft. of refrigerant line and a 0 ft. level difference between outdoor and indoor unit.
- Rated cooling capacity obtained with air entering the indoor unit at 80°F dry bulb (DB) and 67°F wet bulb (WB) and outdoor ambient conditions of 95°F dry bulb (DB) and 75°F wet bulb (WB). Rated heating capacity obtained with air entering the indoor unit at 70°F dry bulb (DB) and 60°F wet bulb (WB) and outdoor ambient conditions of 47°F dry bulb (DB) and 43°F wet bulb (WB). For capacity information, see engineering manual capacity tables. Capacities are based on connection of Non-Ducted indoor units.
- Sound pressure levels are tested in an anechoic chamber under ISO Standard 3745 and are the same in both cooling and heating mode. These values can increase due to ambient conditions during operation.
- All power/communication wiring minimum 4-conductor, stranded, shielded, and must comply with applicable local and national codes.
- Piping lengths are equivalent.
- Installation of an optional Low Ambient Wind Baffle Kit will allow operation down to -4°F in cooling mode for applicable outdoor units.
- Due to our commitment to continued innovation, some specifications may be changed without notification.

MULTI F INDOOR UNITS



ART COOL™ Gallery

Specification		Unit	LMAN097HVP	LMAN127HVP
Capacity	Cooling	Btu/h	9,000	11,200
	Heating	Btu/h	10,400	13,300
Power	Voltage	V, Ø, Hz	208/230-1-60	208/230-1-60
	Power/Communication Wiring ⁴	No. x AWG	4 x 18	4 x 18
Operating Range	Cooling	°F WB	57 - 77	57 - 77
	Heating	°F DB	59 - 81	59 - 81
Fan	Type		Turbo	Turbo
	Motor Output x Qty	W	24 x 1	24 x 1
	Motor/Drive		BLDC	BLDC
	Airflow (H/M/L)	CFM	272/208/155	314/258/198
Unit Data	Rated Amps	A	0.2	0.2
	Sound Pressure Level (H/M/L) ³	dB(A)	39/35/31	42/38/34
	Dimensions (WxHxD)	in	23-5/8 x 23-5/8 x 5-25/32	23-5/8 x 23-5/8 x 5-25/32
	Weight (Net/Shipping)	lbs	32/37	32/37
Piping	Liquid	in	1/4	1/4
	Vapor	in	3/8	3/8
	Drain (OD, ID)	in	27/32, 5/8	27/32, 5/8
Controller	Supplied		AKB73635607	AKB73635607



ART COOL™ Mirror

Specification		Unit	LAN090HSV4	LAN120HSV4	LAN180HSV4
Capacity	Cooling	Btu/h	9,000	12,000	18,000
	Heating	Btu/h	10,400	13,800	20,800
Power	Voltage	V, Ø, Hz	208/230-1-60	208/230-1-60	208/230-1-60
	Power/Communication Wiring ⁴	No. x AWG	4 x 18	4 x 18	4 x 18
Operating Range	Cooling	°F WB	57 - 77	57 - 77	57 - 77
	Heating	°F DB	59 - 81	59 - 81	59 - 81
Fan	Type		Cross Flow	Cross Flow	Cross Flow
	Motor Output x Qty	W	14.4 x 1	14.4 x 1	76.0 x 1
	Motor/Drive		BLDC	BLDC	BLDC
	Airflow (H/M/L)	CFM	247/230/212	335/318/300	572/501/434
Unit Data	Rated Amps	A	0.2	0.2	0.3
	Sound Pressure Level (H/M/L) ³	dB(A)	33/30/27	39/36/31	37/33/28
	Dimensions (WxHxD)	in	34-13/16 x 11-1/4 x 8-1/16	34-13/16 x 11-1/4 x 8-1/16	40-9/16 x 12-3/4 x 9-11/16
	Weight (Net/Shipping)	lbs	24/29	24/29	32/39
Piping	Liquid	in	1/4	1/4	1/4
	Vapor	in	3/8	3/8	1/2
	Drain (OD/ID)	in	27/32, 5/8	27/32, 5/8	27/32, 5/8
Controller	Supplied		AKB73835317	AKB73835317	AKB73835317

Note:

1. Rated capacity at 0 ft. above sea level with 25 ft. of refrigerant line and a 0 ft. level difference between outdoor and indoor unit.
2. Rated cooling capacity obtained with air entering the indoor unit at 80 °F dry bulb (DB) and 67 °F wet bulb (WB) and outdoor ambient conditions of 95 °F dry bulb (DB) and 75 °F wet bulb (WB).
Rated heating capacity obtained with air entering the indoor unit at 70 °F dry bulb (DB) and 60 °F wet bulb (WB) and outdoor ambient conditions of 47 °F dry bulb (DB) and 43 °F wet bulb (WB).
3. Sound pressure levels are tested in an anechoic chamber under ISO Standard 3745 and are the same in both cooling and heating mode. These values can increase due to ambient conditions during operation.
4. All power/communication wiring minimum 4-conductor, stranded, shielded, and must comply with applicable local and national codes.
5. Due to our commitment to continued innovation, some specifications may be changed without notification.

MULTI F INDOOR UNITS



High Efficiency

Specification		Unit	LMN078HVT	LSN090HSV4	LSN120HSV4	LMN158HVT	LSN180HSV4	LMN248HVT
Capacity	Cooling	Btu/h	7,000	9,000	12,000	14,300	18,000	24,000
	Heating	Btu/h	8,100	10,400	13,800	16,500	20,800	27,000
Power	Voltage	V, Ø, Hz	208/230-1-60	208/230-1-60	208/230-1-60	208/230-1-60	208/230-1-60	208/230-1-60
	Power/Communication Wiring ⁴	No. x AWG	4 x 18	4 x 18	4 x 18	4 x 18	4 x 18	4 x 18
Operating Range	Cooling	°F WB	57 - 77	57 - 77	57 - 77	57 - 77	57 - 77	57 - 77
	Heating	°F DB	59 - 81	59 - 81	59 - 81	59 - 81	59 - 81	59 - 81
Fan	Type		Cross Flow	Cross Flow	Cross Flow	Cross Flow	Cross Flow	Cross Flow
	Motor Output x Qty	W	14.4 x 1	14.4 x 1	14.4 x 1	14.4 x 1	76.0 x 1	76.0 x 1
	Motor/Drive		BLDC	BLDC	BLDC	BLDC	BLDC	BLDC
	Airflow (H/M/L)	CFM	198/177/162	247/230/212	335/318/300	371/318/247	572/501/434	720/600/466
Unit Data	Rated Amps	A	0.2	0.2	0.2	0.2	0.3	0.3
	Sound Pressure Level (H/M/L) ³	dB(A)	33/30/26	33/30/27	39/36/31	43/39/34	37/33/28	42/39/36
	Dimensions (WxHxD)	in	35-1/4 x 11-3/8 x 8-9/32	34-7/8 x 11-1/4 x 8-1/4	34-7/8 x 11-1/4 x 8-1/4	35-1/4 x 11-3/8 x 8-9/32	40-9/16 x 12-13/16 x 9-13/16	40-9/16 x 12-13/16 x 9-13/16
	Weight (Net/Shipping)	lbs	23 / 26	20/26	20/26	23/26	31/36	31/37
Piping	Liquid	in	1/4	1/4	1/4	1/4	1/4	1/4
	Vapor	in	3/8	3/8	3/8	3/8	1/2	1/2
	Drain (OD, ID)	in	27/32, 5/8	27/32, 5/8	27/32, 5/8	27/32, 5/8	27/32, 5/8	27/32, 5/8
Controller	Supplied		AKB73835312	AKB73835312	AKB73835312	AKB73835312	AKB73835312	AKB73835312



4-Way Cassette

Specification		Unit	LMCN077HV	LCN097HV4	LCN127HV4	LMCN185HV
Capacity	Cooling	Btu/h	7,000	9,000	12,000	18,000
	Heating	Btu/h	8,100	10,400	13,800	20,800
Power	Voltage	V, Ø, Hz	208/230-1-60	208/230-1-60	208/230-1-60	208/230-1-60
	Power/Communication Wiring ⁴	No. x AWG	4 x 18	4 x 18	4 x 18	4 x 18
Operating Range	Cooling	°F WB	57 - 77	57 - 77	57 - 77	57 - 77
	Heating	°F DB	59 - 81	59 - 81	59 - 81	59 - 81
Fan	Type		Turbo	Turbo	Turbo	Turbo
	Motor Output x Qty	W	43 x 1	43 x 1	43 x 1	43 x 1
	Motor/Drive		BLDC	BLDC	BLDC	BLDC
	Airflow (H/M/L)	CFM	265/212/177	300/265/230	335/283/247	459/424/388
Unit Data	Rated Amps	A	0.25	0.25	0.25	0.25
	Sound Pressure Level (H/M/L) ³	dB(A)	31/27/24	36/33/30	38/35/32	38/37/34
	Dimensions (WxHxD)	in	22-7/16 x 8-7/16 x 22-7/16	22-7/16 x 8-7/16 x 22-7/16	22-7/16 x 8-7/16 x 22-7/16	22-7/16 x 10-3/32 x 22-7/16
	Weight (Net/Shipping)	lbs	31/34	31/37	31/37	34/42
Piping	Liquid	in	1/4	1/4	1/4	1/4
	Vapor	in	3/8	3/8	3/8	1/2
	Drain (OD/ID)	in	1-1/4, 1	1-1/4, 1	1-1/4, 1	1-1/4, 1
Controller	Supplied ⁶		AKB73757604	AKB73757604	AKB73757604	AKB73757604
Grille (Sold Separately)	Model		PT-QCHW0/PT-UQC	PT-QCHW0/PT-UQC	PT-QCHW0/PT-UQC	PT-QCHW0/PT-UQC
	Dimensions (WxHxD)	in	27-9/16 x 7/8 x 27-9/16	27-9/16 x 7/8 x 27-9/16	27-9/16 x 7/8 x 27-9/16	27-9/16 x 7/8 x 27-9/16
	Weight (Net/Shipping)	lbs	7/11	7/9	7/9	7/11

Note:

- Rated capacity at 0 ft. above sea level with 25 ft. of refrigerant line and a 0 ft. level difference between outdoor and indoor unit.
- Rated cooling capacity obtained with air entering the indoor unit at 80 °F dry bulb (DB) and 67 °F wet bulb (WB) and outdoor ambient conditions of 95 °F dry bulb (DB) and 75 °F wet bulb (WB).
Rated heating capacity obtained with air entering the indoor unit at 70 °F dry bulb (DB) and 60 °F wet bulb (WB) and outdoor ambient conditions of 47 °F dry bulb (DB) and 43 °F wet bulb (WB).
- Sound pressure levels are tested in an anechoic chamber under ISO Standard 3745 and are the same in both cooling and heating mode. These values can increase due to ambient conditions during operation.
- All power/communication wiring minimum 4-conductor; stranded, shielded, and must comply with applicable local and national codes.
- Due to our commitment to continued innovation, some specifications may be changed without notification.
- Supplied AKB72955816 controller is equivalent to PQRCVCLQW.

MULTI F INDOOR UNITS



Low Static Ducted

Specification		Unit	LDN097HV4	LDN127HV4	LMDN186HV
Capacity	Cooling	Btu/h	9,000	12,000	18,000
	Heating	Btu/h	10,400	13,800	20,800
Power	Voltage	V, Ø, Hz	208/230-1-60	208/230-1-61	208/230-1-62
	Power/Communication Wiring ⁴	No. x AWG	4 x 18	4 x 18	4 x 18
Operating Range	Cooling	°F WB	57 - 77	57 - 77	57 - 77
	Heating	°F DB	59 - 81	59 - 81	59 - 81
Fan	Type		Sirocco	Sirocco	Sirocco
	Motor Output x Qty	W	19 x 1	5 x 1, 19 x 1	5 x 1, 19 x 1
	Motor/Drive		BLDC	BLDC	BLDC
	Airflow (H/M/L)	CFM	318/247/194	353/300/247	530/441/353
Unit Data	Rated Amps	A	0.4	0.8	0.8
	Factory Set External Static Pressure	in. wg	0.1	0.1	0.1
	Max. External Static Pressure	in. wg	0.2	0.2	0.2
	Sound Pressure Level (H/M/L) ³	dB(A)	30/26/23	31/28/27	36/34/31
	Dimensions (WxHxD)	in	27-9/16 x 7-15/32 x 27-9/16	35-7/16 x 7-15/32 x 27-9/16	35-7/16 x 7-15/32 x 27-9/16
	Weight (Net/Shipping)	lbs	39/46	51/60	51/57
Piping	Liquid	in	1/4	1/4	1/4
	Vapor	in	3/8	3/8	1/2
	Drain (OD/ID)	in	1-1/4, 1	1-1/4, 1	1-1/4, 1
Controller	Supplied ⁶		AKB72955816	AKB72955816	AKB72955816



High Static Ducted

Specification		Unit	LMHN240HV	LMHN360HV
Capacity	Cooling	Btu/h	24,000	36,000
	Heating	Btu/h	27,000	40,000
Power	Voltage	V, Ø, Hz	208/230-1-63	208/230-1-64
	Power/Communication Wiring ⁴	No. x AWG	4 x 18	4 x 18
Operating Range	Cooling	°F WB	57 - 77	57 - 77
	Heating	°F DB	59 - 81	59 - 81
Fan	Type		Sirocco	Sirocco
	Motor Output x Qty	W	154 x 1	350 x 1
	Motor/Drive		BLDC	BLDC
	Airflow (H/M/L)	CFM	688/618/530	1,130/953/706
Unit Data	Rated Amps	A	0.9	1.4
	Factory Set External Static Pressure	in. wg	0.39	0.39
	Max. External Static Pressure	in. wg	0.78	0.55
	Sound Pressure Level (H/M/L) ³	dB(A)	37/36/35	44/42/40
	Dimensions (WxHxD)	in	46-17/32 x 11-23/32 x 17-23/32	46-17/32 x 11-23/32 x 17-23/32
	Weight (Net/Shipping)	lbs	80/91	91/101
Piping	Liquid	in	1/4	3/8
	Vapor	in	1/2	5/8
	Drain (OD/ID)	in	1-1/4, 1	1-1/4, 1
Controller	Supplied ⁶		AKB72955816	AKB72955816

Note:

- Rated capacity at 0 ft. above sea level with 25 ft. of refrigerant line and a 0 ft. level difference between outdoor and indoor unit.
- Rated cooling capacity obtained with air entering the indoor unit at 80°F dry bulb (DB) and 67°F wet bulb (WB) and outdoor ambient conditions of 95°F dry bulb (DB) and 75°F wet bulb (WB).
- Rated heating capacity obtained with air entering the indoor unit at 70°F dry bulb (DB) and 60°F wet bulb (WB) and outdoor ambient conditions of 47°F dry bulb (DB) and 43°F wet bulb (WB).
- Sound pressure levels are tested in an anechoic chamber under ISO Standard 3745 and are the same in both cooling and heating mode. These values can increase due to ambient conditions during operation.
- All power/communication wiring minimum 4-conductor, stranded, shielded, and must comply with applicable local and national codes.
- Due to our policy of innovation some specifications may be changed without notification.
- Supplied AKB72955816 controller is equivalent to PQRCVCL0QW.

MULTI F INDOOR UNITS



Vertical AHU






Specification	Unit	LMVN240HV	LMVN360HV	
Capacity	Cooling	Btu/h	24,000	36,000
	Heating	Btu/h	27,000	40,000
Power	Voltage	V, Ø, Hz	208/230-1-60	208/230-1-60
	Power/Communication Wiring ⁵	No. x AWG	4 x 18	4 x 18
Operating Range	Cooling	°F WB	57 ~ 77	57 ~ 77
	Heating	°F DB	59 ~ 81	59 ~ 81
Fan	Type		Sirocco	Sirocco
	Motor Output x Qty	W	96 x 1	182 x 1
	Motor/Drive		BLDC	BLDC
	Airflow (H/M/L ³)	CFM	710/640/480	990/880/800
Unit Data	Rated Amps	A	0.59	1.12
	Max. External Static Pressure	in. wg	1	1
	Sound Pressure Level (H/M/L) ⁴	dB(A)	43/42/41	45/44/43
	Dimensions (WxHxD)	in	18 x 48-21/32 x 21-1/4	18 x 48-21/32 x 21-1/4
	Weight (Net/Shipping)	lbs	117/130	121/135
Piping	Liquid	in	1/4	3/8
	Vapor	in	1/2	5/8
	Drain	in	Primary & Secondary: 3/4 FPT	Primary & Secondary: 3/4 FPT
Controller	Supplied ⁷		AKB72955816	AKB72955816

Note:

1. Rated capacity at 0 ft. above sea level with 25 ft. of refrigerant line and a 0 ft. level difference between outdoor and indoor unit.
2. Rated cooling capacity obtained with air entering the indoor unit at 80°F dry bulb (DB) and 67°F wet bulb (WB) and outdoor ambient conditions of 95°F dry bulb (DB) and 75°F wet bulb (WB).
Rated heating capacity obtained with air entering the indoor unit at 70°F dry bulb (DB) and 60°F wet bulb (WB) and outdoor ambient conditions of 47°F dry bulb (DB) and 43°F wet bulb (WB).
3. At 0.5" WG ESP.
4. Sound pressure levels are tested in an anechoic chamber under ISO Standard 3745 and are the same in both cooling and heating mode. These values can increase due to ambient conditions during operation.
5. All power/communication wiring minimum 4-conductor; stranded, shielded, and must comply with applicable local and national codes.
6. Due to our commitment to continued innovation, some specifications may be changed without notification.
7. Supplied AKB72955816 controller is equivalent to PQRVCL0QW.

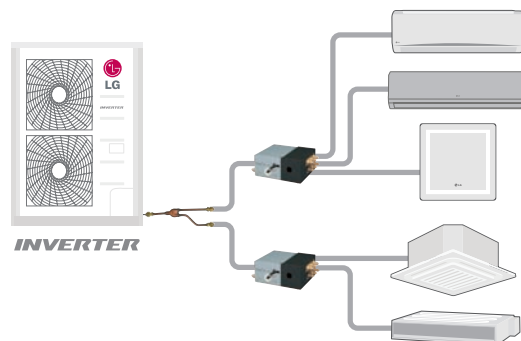
MULTI F MAX PIPING ACCESSORIES

Accessory Lineup

For	2 IDUs	3 IDUs	4 IDUs	4 IDUs
Branch Distribution Unit	 PMBD3620	 PMBD3630	 PMBD3640	 PMBD3641
Y-Branch	 PMBL5620			

Branch Distribution Unit Features

- Distribution of refrigerant to various indoor units
- 4 models (2, 3, 4 indoor units)
- Integral EEVs
- Controlling PCB inside the unit
- Internally insulated (prevents condensation)
- Flare joints for easy and clean installation
- Compact design (low height)
- Flexible installation



Specifications

Specification		Unit	PMBD3620	PMBD3630	PMBD3640	PMBD3641
Max Nominal Port Capacity	Each Port	Btu/h	24,000	24,000	24,000	Ports A - C: 24,000 Port D: 36,000
	Sum of Ports	Btu/h	48,000	72,000	73,000	73,000
Connectable Indoor Units			1 ~ 2	1 ~ 3	1 ~ 4	1 ~ 4
Operating Range		°F DB	0 ~ 150	0 ~ 150	0 ~ 150	0 ~ 150
Voltage		V, Ø, Hz	208/230-1-60	208/230-1-60	208/230-1-60	208/230-1-60
Power Input		W	16	24	32	32
Rated Amps		A	0.08	0.12	0.16	0.16
Dimensions	WxHxD	inch	17-3/32 x 6-13/32 x 10-23/32	17-3/32 x 6-13/32 x 10-23/32	17-3/32 x 6-13/32 x 10-23/32	17-3/32 x 6-13/32 x 10-23/32
Weight	Net	lbs	13	15	16	16
	Shipping	lbs	15	17	18	18
Pipe Connection Size (In from ODU)	Liquid	in	3/8	3/8	3/8	3/8
	Suction	in	3/4	3/4	3/4	3/4
Pipe Connection Size (Out to IDU)	Liquid	in	1/4 (x2)	1/4 (x3)	1/4 (x4)	Ports A - C: 1/4 Port D: 1/4
	Suction	in	3/8 (x2)	3/8 (x3)	3/8 (x4)	Ports A - C: 3/8 Port D: 1/2
Max Pipe Length	BD Box to IDU	in	49.2	49.2	49.2	49.2
Max Pipe Elevation	BD Box to IDU	ft	32.8	32.8	32.8	32.8
	BD Box to BD Box	ft	49.2	49.2	49.2	49.2

Note :

1. Branch Distribution Unit should be installed indoors.
2. Due to our commitment to continued innovation, some specifications may be changed without notification.

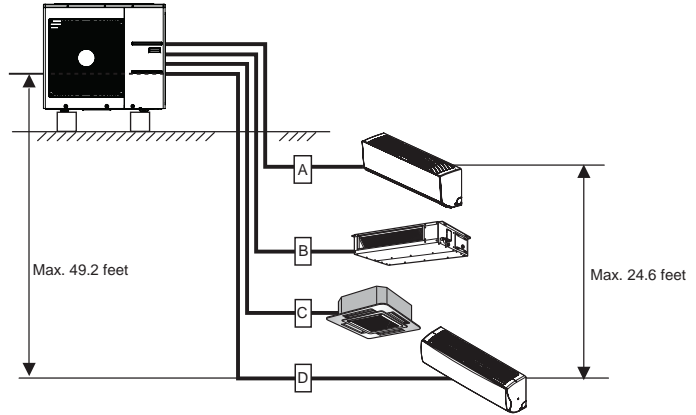
MULTI F PIPING SUMMARY

The following are examples of manual pipe size calculations. Designers are strongly encouraged to use LATS for Multi F systems.

Multi F System

Example shown: LMU36CHV outdoor unit with four (4) indoor units connected.

Model Number	Min Length Each Pipe (ft.)	Maximum Piping Length to each IDU (ft.)				Max. Total Piping Length for Each System (ft.)
		A	B	C	D	
LMU18CHV	10	82	82	-	-	164
LMU24CHV	10	82	82	82	-	246.1
LMU30CHV	10	82	82	82	82	246.1
LMU36CHV	10	82	82	82	82	246.1

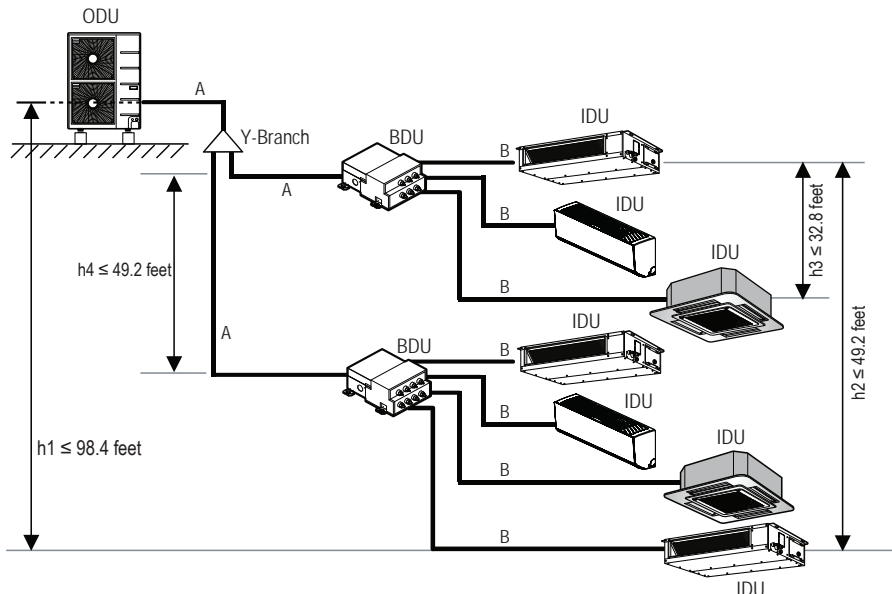


Multi F MAX System

Example: LMU540HV outdoor unit with seven (7) indoor units, and two (2) branch distribution units connected.

A, B, C, D: Pipes from Outdoor Unit to Indoor Unit

Pipe Length (ELF = Equivalent Length of pipe in Feet)	Total System Pipe Length ($\Sigma A + \Sigma B$)		≤ 475.7 feet
	Main pipe (Outdoor Unit to Branch Distribution Units: ΣA)	Minimum per segment	10 feet
		Maximum	≤ 180.4 feet
	Total Branch Pipe Length (ΣB)		≤ 295.3 feet
Elevation Differential (All Elevation Limitations are Measured in Actual Feet)	Branch pipe (Branch Distribution Units to Indoor Units: B)	Minimum	10 feet
		Maximum	≤ 49.2 feet
	If outdoor unit is above or below indoor unit ($h1$)		≤ 98.4 feet
	Between the farthest two indoor units ($h2$)		≤ 49.2 feet
	Between branch distribution unit and farthest connected indoor unit(s) ($h3$)		≤ 32.8 feet
Between branch distribution units ($h4$)		≤ 49.2 feet	



KEY:

- ODU: Outdoor Unit
- IDU: Indoor Unit
- BDU: Branch Distribution Unit (s)
- A, B, C, D: Pipes from ODU to IDU
- ΣA : Main Pipe
- ΣB : Branch Pipe (BDU(s) to IDU(s))

FOR PROPER SYSTEM OPERATION:

- At least two operable indoor units must be connected to the outdoor unit.
- Total connected indoor unit nominal capacity must be a minimum 40% and a maximum of 133% of outdoor unit nominal capacity.
- To calculate the connected total indoor unit nominal capacity, simply sum up the nominal capacities of all indoor units.
 - For 24,000 and 36,000 Btu/h high static duct and vertical-horizontal air handling indoor units, a 1.3 multiplier must first be applied before adding to the sum of other smaller indoor units.
 - When high static duct and/or vertical-horizontal air handling indoor units are the **only** connected indoor units, the multiplier is 1.2.

COMBINATION TABLES

LMU18CHV

Table 1: LMU18CHV with Non-Ducted, Ducted and Mixed Indoor Units — Rated Cooling Combination Table.

Cooling Capacity																				
No. of Indoor Units	Combination (kBtu/h)					Each Capacity (Btu/h)				Total Capacity						Input (W)			EER	SEER
	IDU 1	IDU 2	IDU 3	IDU 4	Total	Unit 1	Unit 2	Unit 3	Unit 4	Minimum		Rated		Maximum		Min.	Rated	Max.		
										Btu/h	kW	Btu/h	kW	Btu/h	kW					
Non-Ducted Indoor Units																				
Two Units	7	7	-	-	14	7,000	7,000	-	-	8,400	2.46	14,000	4.10	16,800	4.92	826	1,180	1,652	11.9	20.1
	7	9	-	-	16	7,000	9,000	-	-	9,600	2.81	16,000	4.69	19,000	5.57	868	1,240	1,736	12.9	21.9
	9	9	-	-	18	8,500	8,500	-	-	10,200	3.16	17,000	4.98	19,000	5.57	917	1,310	1,834	13.0	22.0
	7	12	-	-	19	6,263	10,737	-	-	10,200	2.99	17,000	4.98	19,000	5.57	917	1,310	1,834	13.0	22.0
	9	12	-	-	21	7,286	9,714	-	-	10,200	3.16	17,000	4.98	19,000	5.57	917	1,310	1,834	13.0	22.0
	7	15	-	-	22	5,409	11,591	-	-	10,200	2.99	17,000	4.98	19,000	5.57	917	1,310	1,834	13.0	22.0
	9	15	-	-	24	6,375	10,625	-	-	10,200	2.99	17,000	4.98	19,000	5.57	917	1,310	1,834	13.0	22.0
	12	12	-	-	24	8,500	8,500	-	-	10,200	3.16	17,000	4.98	19,000	5.57	917	1,310	1,834	13.0	22.0
Ducted Indoor Units																				
Two Units	9	9	-	-	18	7,000	7,000	-	-	8,400	3.16	14,000	4.10	19,000	5.57	916	1,308	1,831	10.7	17.2
	9	12	-	-	21	6,000	8,000	-	-	8,400	3.16	14,000	4.10	19,000	5.57	916	1,308	1,831	10.7	17.2
	12	12	-	-	24	7,000	7,000	-	-	8,400	3.16	14,000	4.10	19,000	5.57	916	1,308	1,831	10.7	17.2
Mixed Indoor Units																				
Two Units	7	9	-	-	16	6,382	8,206	-	-	8,753	2.57	14,588	4.28	19,000	5.57	867	1,239	1,735	11.8	19.5
	9	9	-	-	18	7,750	7,750	-	-	9,300	3.16	15,500	4.54	19,000	5.57	916	1,309	1,833	11.8	19.6
	7	12	-	-	19	5,711	9,789	-	-	9,300	2.73	15,500	4.54	19,000	5.57	916	1,309	1,833	11.8	19.6
	9	12	-	-	21	6,643	8,857	-	-	9,300	3.16	15,500	4.54	19,000	5.57	916	1,309	1,833	11.8	19.6
	9	15	-	-	24	5,813	9,688	-	-	9,300	2.73	15,500	4.54	19,000	5.57	916	1,309	1,833	11.8	19.6
	12	12	-	-	24	7,750	7,750	-	-	9,300	3.16	15,500	4.54	19,000	5.57	916	1,309	1,833	11.8	19.6

Table 2: LMU18CHV with Non-Ducted, Ducted and Mixed Indoor Units — Rated Heating Combination Table.

Heating Capacity																				
No. of Indoor Units	Indoor Unit Combination (kBtu/h)					Room Capacity (Btu/h)				Total Capacity						Input (W)			COP	HSPF
	IDU 1	IDU 2	IDU 3	IDU 4	Total	Unit 1	Unit 2	Unit 3	Unit 4	Minimum		Rated		Maximum		Min.	Rated	Max.		
										Btu/h	kW	Btu/h	kW	Btu/h	kW					
Non-Ducted Indoor Units																				
Two Units	7	7	-	-	14	8,540	8,540	-	-	10,248	3.00	17,080	5.01	19,642	5.76	1,155	1,650	2,310	3.0	9.3
	7	9	-	-	16	8,540	10,980	-	-	11,712	3.43	19,520	5.72	22,448	6.58	1,309	1,870	2,420	3.1	9.4
	9	9	-	-	18	11,000	11,000	-	-	13,200	3.87	22,000	6.45	24,000	7.03	1,428	2,040	2,420	3.2	9.7
	7	12	-	-	19	8,105	13,895	-	-	13,200	3.87	22,000	6.45	24,000	7.03	1,428	2,040	2,420	3.2	9.7
	9	12	-	-	21	9,429	12,571	-	-	13,200	3.87	22,000	6.45	24,000	7.03	1,428	2,040	2,420	3.2	9.7
	7	15	-	-	22	7,000	15,000	-	-	13,200	3.87	22,000	6.45	24,000	7.03	1,428	2,040	2,420	3.2	9.7
	9	15	-	-	24	8,250	13,750	-	-	13,200	3.87	22,000	6.45	24,000	7.03	1,428	2,040	2,420	3.2	9.7
	12	12	-	-	24	11,000	11,000	-	-	13,200	3.87	22,000	6.45	24,000	7.03	1,428	2,040	2,420	3.2	9.7
Ducted Indoor Units																				
Two Units	9	9	-	-	18	9,900	9,900	-	-	11,880	3.48	19,800	5.80	24,000	7.03	1,386	1,980	2,420	2.9	9.7
	9	12	-	-	21	8,486	11,314	-	-	11,880	3.48	19,800	5.80	24,000	7.03	1,386	1,980	2,420	2.9	9.7
	12	12	-	-	24	9,900	9,900	-	-	11,880	3.48	19,800	5.80	24,000	7.03	1,386	1,980	2,420	2.9	9.7
Mixed Indoor Units																				
Two Units	7	9	-	-	16	8,113	10,431	-	-	11,126	3.26	18,544	5.43	21,326	6.25	1,290	1,843	2,420	2.9	9.4
	9	9	-	-	18	10,450	10,450	-	-	12,540	3.68	20,900	6.13	24,000	7.03	1,407	2,010	2,420	3.0	9.7
	7	12	-	-	19	7,700	13,200	-	-	12,540	3.68	20,900	6.13	24,000	7.03	1,407	2,010	2,420	3.0	9.7
	9	12	-	-	21	8,957	11,943	-	-	12,540	3.68	20,900	6.13	24,000	7.03	1,407	2,010	2,420	3.0	9.7
	9	15	-	-	24	7,838	13,063	-	-	12,540	3.68	20,900	6.13	24,000	7.03	1,407	2,010	2,420	3.0	9.7
	12	12	-	-	24	10,450	10,450	-	-	12,540	3.68	20,900	6.13	24,000	7.03	1,407	2,010	2,420	3.0	9.7

Note:

Combination Tables convey the allocation of outdoor unit Rated Capacity to each of the indicated indoor units when calling for conditioning at the same time. Refer to the Multi F ODU Combination and Performance Data manuals for more detailed information.

- Capacity as rated: 0 ft. above sea level with 25 ft. of refrigerant piping.
0 ft. level difference between outdoor and indoor units.
- Cooling capacity rating obtained with air entering the indoor unit at 80°F dry bulb (DB) and 67°F wet bulb (WB), and outdoor ambient conditions of 95°F dry bulb (DB) and 75°F wet bulb (WB).
- Wiring cable size must comply with the applicable local and national codes.
- The specification may be subject to change without prior notice for purpose of improvement.
- At least two indoor units must be connected.
- Heating capacity rating obtained with air entering the indoor unit at 70°F dry bulb (DB) and 60°F wet bulb (WB), and outdoor ambient conditions of 47°F dry bulb (DB) and 43°F wet bulb (WB).
- Combination tables with calculated SEER and HSPF are outside the scope of AHRI 1230 test standard.

FOR PROPER SYSTEM OPERATION:

- At least two operable indoor units must be connected to the outdoor unit.
- Total connected indoor unit nominal capacity must be a minimum 40% and a maximum of 133% of outdoor unit nominal capacity.
- To calculate the connected total indoor unit nominal capacity, simply sum up the nominal capacities of all indoor units.
 - For 24,000 and 36,000 Btu/h high static duct and vertical-horizontal air handling indoor units, a 1.3 multiplier must first be applied before adding to the sum of other smaller indoor units.
 - When high static duct and/or vertical-horizontal air handling indoor units are the **only** connected indoor units, the multiplier is 1.2.

COMBINATION TABLES

LMU24CHV

Table 3: LMU24CHV with Non-Ducted and Ducted Indoor Units – Rated Cooling Combination Table.

Cooling Capacity																				
No. of Indoor Units	Indoor Unit Combination (kBtu/h)					Room Capacity				Total Capacity						Input (W)			EER	SEER
	IDU 1	IDU 2	IDU 3	IDU 4	Total	Unit 1	Unit 2	Unit 3	Unit 4	Minimum		Rated		Maximum		Min.	Rated	Max.		
										Btu/h	kW	Btu/h	kW	Btu/h	kW					
Non-Ducted Indoor Units																				
Two Units	7	7	-	-	14	7,000	7,000	-	-	8,400	2.46	14,000	4.10	16,800	4.92	798	1,140	1,596	12.3	19.7
	7	9	-	-	16	7,000	9,000	-	-	9,600	2.81	16,000	4.69	19,200	5.63	903	1,290	1,806	12.4	19.9
	9	9	-	-	18	9,000	9,000	-	-	10,800	3.17	18,000	5.28	21,600	6.33	1,008	1,440	2,016	12.5	20.1
	7	12	-	-	19	7,000	12,000	-	-	11,400	3.34	19,000	5.57	22,800	6.68	1,057	1,510	2,114	12.6	20.2
	9	12	-	-	21	8,571	11,429	-	-	12,000	3.52	20,000	5.86	24,000	7.03	1,106	1,580	2,212	12.7	20.3
	7	15	-	-	22	6,364	13,636	-	-	12,000	3.52	20,000	5.86	24,000	7.03	1,106	1,580	2,212	12.7	20.3
	9	15	-	-	24	7,500	12,500	-	-	12,000	3.52	20,000	5.86	24,000	7.03	1,106	1,580	2,212	12.7	20.3
	12	12	-	-	24	10,000	10,000	-	-	12,000	3.52	20,000	5.86	24,000	7.03	1,106	1,580	2,212	12.7	20.3
	7	18	-	-	25	5,600	14,400	-	-	12,000	3.52	20,000	5.86	24,000	7.03	1,106	1,580	2,212	12.7	20.3
	9	18	-	-	27	6,667	13,333	-	-	12,000	3.52	20,000	5.86	24,000	7.03	1,106	1,580	2,212	12.7	20.3
	12	15	-	-	27	8,889	11,111	-	-	12,000	3.52	20,000	5.86	24,000	7.03	1,106	1,580	2,212	12.7	20.3
	12	18	-	-	30	8,000	12,000	-	-	12,000	3.52	20,000	5.86	24,000	7.03	1,106	1,580	2,212	12.7	20.3
	15	15	-	-	30	10,000	10,000	-	-	12,000	3.52	20,000	5.86	24,000	7.03	1,106	1,580	2,212	12.7	20.3
	7	24	-	-	31	4,516	15,484	-	-	12,000	3.52	20,000	5.86	24,000	7.03	1,106	1,580	2,212	12.7	20.3
9	24	-	-	33	5,455	14,545	-	-	12,000	3.52	20,000	5.86	24,000	7.03	1,106	1,580	2,212	12.7	20.3	
15	18	-	-	33	9,091	10,909	-	-	12,000	3.52	20,000	5.86	24,000	7.03	1,106	1,580	2,212	12.7	20.3	
Three Units	7	7	7	-	21	6,667	6,667	6,667	-	12,000	3.52	20,000	5.86	25,000	7.33	1,037	1,481	2,073	13.5	21.7
	7	7	9	-	23	6,087	6,087	7,826	-	12,000	3.52	20,000	5.86	25,000	7.33	1,037	1,481	2,073	13.5	21.7
	7	9	9	-	25	5,600	7,200	7,200	-	12,000	3.52	20,000	5.86	25,000	7.33	1,037	1,481	2,073	13.5	21.7
	7	7	12	-	26	5,385	5,385	9,231	-	12,000	3.52	20,000	5.86	25,000	7.33	1,037	1,481	2,073	13.5	21.7
	9	9	9	-	27	6,667	6,667	6,667	-	12,000	3.52	20,000	5.86	25,000	7.33	1,037	1,481	2,073	13.5	21.7
	7	9	12	-	28	5,000	6,429	8,571	-	12,000	3.52	20,000	5.86	25,000	7.33	1,037	1,481	2,073	13.5	21.7
	7	7	15	-	29	4,828	4,828	10,345	-	12,000	3.52	20,000	5.86	25,000	7.33	1,037	1,481	2,073	13.5	21.7
	9	9	12	-	30	6,000	6,000	8,000	-	12,000	3.52	20,000	5.86	25,000	7.33	1,037	1,481	2,073	13.5	21.7
	7	9	15	-	31	4,516	5,806	9,677	-	12,000	3.52	20,000	5.86	25,000	7.33	1,037	1,481	2,073	13.5	21.7
	7	12	12	-	31	4,516	7,742	7,742	-	12,000	3.52	20,000	5.86	25,000	7.33	1,037	1,481	2,073	13.5	21.7
	7	7	18	-	32	4,375	4,375	11,250	-	12,000	3.52	20,000	5.86	25,000	7.33	1,037	1,481	2,073	13.5	21.7
	9	9	15	-	33	5,455	5,455	9,091	-	12,000	3.52	20,000	5.86	25,000	7.33	1,037	1,481	2,073	13.5	21.7
	9	9	12	-	33	5,455	7,273	7,273	-	12,000	3.52	20,000	5.86	25,000	7.33	1,037	1,481	2,073	13.5	21.7
Ducted Indoor Units																				
Two Units	9	9	-	-	18	8,010	8,010	-	-	9,612	2.82	16,020	4.70	19,224	5.63	1,054	1,505	2,107	10.6	16.2
	9	12	-	-	21	7,629	10,171	-	-	10,680	3.13	17,800	5.22	21,360	6.26	1,156	1,651	2,312	10.8	16.4
	12	12	-	-	24	8,900	8,900	-	-	10,680	3.13	17,800	5.22	21,360	6.26	1,156	1,651	2,312	10.8	16.4
	9	18	-	-	27	5,933	11,867	-	-	10,680	3.13	17,800	5.22	21,360	6.26	1,156	1,651	2,312	10.8	16.4
Three Units	12	18	-	-	30	7,120	10,680	-	-	10,680	3.13	17,800	5.22	21,360	6.26	1,156	1,651	2,312	10.8	16.4
	9	9	9	-	27	5,933	5,933	5,933	-	10,680	3.13	17,800	5.22	22,250	6.52	1,084	1,548	2,167	11.5	17.5
	9	9	12	-	30	5,340	5,340	7,120	-	10,680	3.13	17,800	5.22	22,250	6.52	1,084	1,548	2,167	11.5	17.5
	9	12	12	-	33	4,855	6,473	6,473	-	10,680	3.13	17,800	5.22	22,250	6.52	1,084	1,548	2,167	11.5	17.5

Note :

- Capacity as rated:
 - 0 ft. above sea level with 25 ft. of refrigerant piping.
 - 0 ft. level difference between outdoor and indoor units.
- Cooling capacity rating obtained with air entering the indoor unit at 80°F dry bulb (DB) and 67°F wet bulb (WB), and outdoor ambient conditions of 95°F dry bulb (DB) and 75°F wet bulb (WB).
- Wiring cable size must comply with the applicable local and national codes.
- The specification may be subject to change without prior notice for purpose of improvement.
- At least two indoor units must be connected.
- Combination tables with calculated SEER and HSPF are outside the scope of AHRI 1230 test standard.

FOR PROPER SYSTEM OPERATION:

1. At least two operable indoor units must be connected to the outdoor unit.
2. Total connected indoor unit nominal capacity must be a minimum 40% and a maximum of 133% of outdoor unit nominal capacity.
3. To calculate the connected total indoor unit nominal capacity, simply sum up the nominal capacities of all indoor units.
 - For 24,000 and 36,000 Btu/h high static duct and vertical-horizontal air handling indoor units, a 1.3 multiplier must first be applied before adding to the sum of other smaller indoor units.
 - When high static duct and/or vertical-horizontal air handling indoor units are the **only** connected indoor units, the multiplier is 1.2.

COMBINATION TABLES

LMU24CHV

Table 4: LMU24CHV with Mixed Indoor Units — Rated Cooling Combination Table.

Cooling Capacity																					
No. of Indoor Units	Indoor Unit Combination (kBtu/h)					Room Capacity				Total Capacity						Input (W)			EER	SEER	
	IDU 1	IDU 2	IDU 3	IDU 4	Total	Unit 1	Unit 2	Unit 3	Unit 4	Minimum		Rated		Maximum		Min.	Rated	Max.			
										Btu/h	kW	Btu/h	kW	Btu/h	kW						
Mixed Indoor Units																					
Two Units	7	9	-	-	16	6,615	8,505	-	-	9,072	2.66	15,120	4.43	18,144	5.32	923	1,319	1,847	11.5	18.0	
	9	9	-	-	18	8,505	8,505	-	-	10,206	2.99	17,010	4.99	20,412	5.98	1,031	1,473	2,062	11.6	18.1	
	7	12	-	-	19	6,615	11,340	-	-	10,773	3.16	17,955	5.26	21,546	6.31	1,081	1,544	2,162	11.6	18.3	
	9	12	-	-	21	8,100	10,800	-	-	11,340	3.32	18,900	5.54	22,680	6.65	1,131	1,616	2,262	11.7	18.4	
	9	15	-	-	24	7,088	11,813	-	-	11,340	3.32	18,900	5.54	22,680	6.65	1,131	1,616	2,262	11.7	18.4	
	12	12	-	-	24	9,450	9,450	-	-	11,340	3.32	18,900	5.54	22,680	6.65	1,131	1,616	2,262	11.7	18.4	
	7	18	-	-	25	5,292	13,608	-	-	11,340	3.32	18,900	5.54	22,680	6.65	1,131	1,616	2,262	11.7	18.4	
	9	18	-	-	27	6,300	12,600	-	-	11,340	3.32	18,900	5.54	22,680	6.65	1,131	1,616	2,262	11.7	18.4	
	12	15	-	-	27	8,400	10,500	-	-	11,340	3.32	18,900	5.54	22,680	6.65	1,131	1,616	2,262	11.7	18.4	
	12	18	-	-	30	7,560	11,340	-	-	11,340	3.32	18,900	5.54	22,680	6.65	1,131	1,616	2,262	11.7	18.4	
15	18	-	-	33	8,591	10,309	-	-	11,340	3.32	18,900	5.54	22,680	6.65	1,131	1,616	2,262	11.7	18.4		
9	24*	-	-	33	5,155	13,745	-	-	11,340	3.32	18,900	5.54	22,680	6.65	1,131	1,616	2,262	11.7	18.4		
Three Units	7	7	9	-	23	5,752	5,752	7,396	-	11,340	3.32	18,900	5.54	23,625	6.92	1,060	1,515	2,120	12.5	19.6	
	7	9	9	-	25	5,292	6,804	6,804	-	11,340	3.32	18,900	5.54	23,625	6.92	1,060	1,515	2,120	12.5	19.6	
	7	7	12	-	26	5,088	5,088	8,723	-	11,340	3.32	18,900	5.54	23,625	6.92	1,060	1,515	2,120	12.5	19.6	
	9	9	9	-	27	6,300	6,300	6,300	-	11,340	3.32	18,900	5.54	23,625	6.92	1,060	1,515	2,120	12.5	19.6	
	7	9	12	-	28	4,725	6,075	8,100	-	11,340	3.32	18,900	5.54	23,625	6.92	1,060	1,515	2,120	12.5	19.6	
	9	9	12	-	30	5,670	5,670	7,560	-	11,340	3.32	18,900	5.54	23,625	6.92	1,060	1,515	2,120	12.5	19.6	
	7	9	15	-	31	4,268	5,487	9,145	-	11,340	3.32	18,900	5.54	23,625	6.92	1,060	1,515	2,120	12.5	19.6	
	7	12	12	-	31	4,268	7,316	7,316	-	11,340	3.32	18,900	5.54	23,625	6.92	1,060	1,515	2,120	12.5	19.6	
	7	7	18	-	32	4,134	4,134	10,631	-	11,340	3.32	18,900	5.54	23,625	6.92	1,060	1,515	2,120	12.5	19.6	
	9	9	15	-	33	5,155	5,155	8,591	-	11,340	3.32	18,900	5.54	23,625	6.92	1,060	1,515	2,120	12.5	19.6	
9	12	12	-	33	5,155	6,873	6,873	-	11,340	3.32	18,900	5.54	23,625	6.92	1,060	1,515	2,120	12.5	19.6		

Note :

1. Capacity as rated:
 - 0 ft. above sea level with 25 ft. of refrigerant piping.
 - 0 ft. level difference between outdoor and indoor units.
2. Cooling capacity rating obtained with air entering the indoor unit at 80°F dry bulb (DB) and 67°F wet bulb (WB), and outdoor ambient conditions of 95°F dry bulb (DB) and 75°F wet bulb (WB).
3. Wiring cable size must comply with the applicable local and national codes.
4. The specification may be subject to change without prior notice for purpose of improvement.
5. At least two indoor units must be connected.
6. Combination tables with calculated SEER and HSPF are outside the scope of AHRI 1230 test standard.
 - *The indoor unit must be a non-ducted type.

FOR PROPER SYSTEM OPERATION:

- At least two operable indoor units must be connected to the outdoor unit.
- Total connected indoor unit nominal capacity must be a minimum 40% and a maximum of 133% of outdoor unit nominal capacity.
- To calculate the connected total indoor unit nominal capacity, simply sum up the nominal capacities of all indoor units.
 - For 24,000 and 36,000 Btu/h high static duct and vertical-horizontal air handling indoor units, a 1.3 multiplier must first be applied before adding to the sum of other smaller indoor units.
 - When high static duct and/or vertical-horizontal air handling indoor units are the **only** connected indoor units, the multiplier is 1.2.

COMBINATION TABLES

LMU24CHV

Table 5: LMU24CHV with Non-Ducted and Ducted Indoor Units – Rated Heating Combination Table.

Heating Capacity																				
No. of Indoor Units	Indoor Unit Combination (kBtu/h)					Room Capacity (Btu/h)				Total Capacity						Input (W)			COP	HSPF
	IDU 1	IDU 2	IDU 3	IDU 4	Total	Unit 1	Unit 2	Unit 3	Unit 4	Minimum		Rated		Maximum		Min.	Rated	Max.		
										Btu/h	kW	Btu/h	kW	Btu/h	kW					
Non-Ducted Indoor Units																				
Two Units	7	7	-	-	14	7,700	7,700	-	-	9,240	2.71	15,400	4.51	17,710	5.19	1,092	1,560	2,184	2.9	7.8
	7	9	-	-	16	7,700	9,900	-	-	10,560	3.09	17,600	5.16	20,240	5.93	1,134	1,620	2,268	3.2	8.6
	9	9	-	-	18	9,900	9,900	-	-	11,880	3.48	19,800	5.80	22,770	6.67	1,197	1,710	2,394	3.4	9.2
	7	12	-	-	19	7,700	13,200	-	-	12,540	3.68	20,900	6.13	24,035	7.04	1,232	1,760	2,464	3.5	9.4
	9	12	-	-	21	9,900	13,200	-	-	13,860	4.06	23,100	6.77	26,565	7.79	1,323	1,890	2,580	3.6	9.7
	7	15	-	-	22	7,636	16,364	-	-	14,400	4.22	24,000	7.03	27,600	8.09	1,358	1,940	2,580	3.6	9.8
	9	15	-	-	24	9,000	15,000	-	-	14,400	4.22	24,000	7.03	27,600	8.09	1,358	1,940	2,580	3.6	9.8
	12	12	-	-	24	12,000	12,000	-	-	14,400	4.22	24,000	7.03	27,600	8.09	1,358	1,940	2,580	3.6	9.8
	7	18	-	-	25	6,720	17,280	-	-	14,400	4.22	24,000	7.03	27,600	8.09	1,358	1,940	2,580	3.6	9.8
	9	18	-	-	27	8,000	16,000	-	-	14,400	4.22	24,000	7.03	27,600	8.09	1,358	1,940	2,580	3.6	9.8
	12	15	-	-	27	10,667	13,333	-	-	14,400	4.22	24,000	7.03	27,600	8.09	1,358	1,940	2,580	3.6	9.8
	12	18	-	-	30	9,600	14,400	-	-	14,400	4.22	24,000	7.03	27,600	8.09	1,358	1,940	2,580	3.6	9.8
	15	15	-	-	30	12,000	12,000	-	-	14,400	4.22	24,000	7.03	27,600	8.09	1,358	1,940	2,580	3.6	9.8
	7	24	-	-	31	5,419	18,581	-	-	14,400	4.22	24,000	7.03	27,600	8.09	1,358	1,940	2,580	3.6	9.8
	9	24	-	-	33	6,545	17,455	-	-	14,400	4.22	24,000	7.03	27,600	8.09	1,358	1,940	2,580	3.6	9.8
15	18	-	-	33	10,909	13,091	-	-	14,400	4.22	24,000	7.03	27,600	8.09	1,358	1,940	2,580	3.6	9.8	
Three Units	7	7	7	-	21	7,700	7,700	7,700	-	13,860	4.06	23,100	6.77	27,720	8.12	1,246	1,780	2,492	3.8	10.3
	7	7	9	-	23	7,304	7,304	9,391	-	14,400	4.22	24,000	7.03	28,800	8.44	1,260	1,800	2,520	3.9	10.6
	7	9	9	-	25	6,720	8,640	8,640	-	14,400	4.22	24,000	7.03	28,800	8.44	1,260	1,800	2,520	3.9	10.6
	7	7	12	-	26	6,462	6,462	11,077	-	14,400	4.22	24,000	7.03	28,800	8.44	1,260	1,800	2,520	3.9	10.6
	9	9	9	-	27	8,000	8,000	8,000	-	14,400	4.22	24,000	7.03	28,800	8.44	1,260	1,800	2,520	3.9	10.6
	7	9	12	-	28	6,000	7,714	10,286	-	14,400	4.22	24,000	7.03	28,800	8.44	1,260	1,800	2,520	3.9	10.6
	7	7	15	-	29	5,793	5,793	12,414	-	14,400	4.22	24,000	7.03	28,800	8.44	1,260	1,800	2,520	3.9	10.6
	9	9	12	-	30	7,200	7,200	9,600	-	14,400	4.22	24,000	7.03	28,800	8.44	1,260	1,800	2,520	3.9	10.6
	7	9	15	-	31	5,419	6,968	11,613	-	14,400	4.22	24,000	7.03	28,800	8.44	1,260	1,800	2,520	3.9	10.6
	7	12	12	-	31	5,419	9,290	9,290	-	14,400	4.22	24,000	7.03	28,800	8.44	1,260	1,800	2,520	3.9	10.6
	7	7	18	-	32	5,250	5,250	13,500	-	14,400	4.22	24,000	7.03	28,800	8.44	1,260	1,800	2,520	3.9	10.6
	9	9	15	-	33	6,545	6,545	10,909	-	14,400	4.22	24,000	7.03	28,800	8.44	1,260	1,800	2,520	3.9	10.6
	9	12	12	-	33	6,545	8,727	8,727	-	14,400	4.22	24,000	7.03	28,800	8.44	1,260	1,800	2,520	3.9	10.6
Ducted Indoor Units																				
Two Units	9	9	-	-	18	9,281	9,281	-	-	11,138	3.26	18,563	5.44	21,347	6.26	1,275	1,822	2,551	3.0	8.5
	9	12	-	-	21	9,281	12,375	-	-	12,994	3.81	21,656	6.35	24,905	7.3	1,410	2,014	2,580	3.2	9.0
	12	12	-	-	24	11,200	11,200	-	-	13,440	3.94	22,400	6.57	25,760	7.55	1,447	2,067	2,580	3.2	9.1
	9	18	-	-	27	7,467	14,933	-	-	13,440	3.94	22,400	6.57	25,760	7.55	1,447	2,067	2,580	3.2	9.1
Three Units	12	18	-	-	30	8,960	13,440	-	-	13,440	3.94	22,400	6.57	25,760	7.55	1,447	2,067	2,580	3.2	9.1
	9	9	9	-	27	7,467	7,467	7,467	-	13,440	3.94	22,400	6.57	26,880	7.88	1,343	1,918	2,685	3.4	9.8
	9	9	12	-	30	6,720	6,720	8,960	-	13,440	3.94	22,400	6.57	26,880	7.88	1,343	1,918	2,685	3.4	9.8
	9	12	12	-	33	6,109	8,145	8,145	-	13,440	3.94	22,400	6.57	26,880	7.88	1,343	1,918	2,685	3.4	9.8

Note:

- Capacity as rated:
 - 0 ft. above sea level with 25 ft. of refrigerant piping.
 - 0 ft. level difference between outdoor and indoor units.
- Heating capacity rating obtained with air entering the indoor unit at 70°F dry bulb (DB) and 60°F wet bulb (WB), and outdoor ambient conditions of 47°F dry bulb (DB) and 43°F wet bulb (WB).
- Wiring cable size must comply with the applicable local and national codes.
- The specification may be subject to change without prior notice for purpose of improvement.
- At least two indoor units must be connected.
- Combination tables with calculated SEER and HSPF are outside the scope of AHRI 1230 test standard.

FOR PROPER SYSTEM OPERATION:

1. At least two operable indoor units must be connected to the outdoor unit.
2. Total connected indoor unit nominal capacity must be a minimum 40% and a maximum of 133% of outdoor unit nominal capacity.
3. To calculate the connected total indoor unit nominal capacity, simply sum up the nominal capacities of all indoor units.
 - For 24,000 and 36,000 Btu/h high static duct and vertical-horizontal air handling indoor units, a 1.3 multiplier must first be applied before adding to the sum of other smaller indoor units.
 - When high static duct and/or vertical-horizontal air handling indoor units are the **only** connected indoor units, the multiplier is 1.2.

COMBINATION TABLES

LMU24CHV

Table 6: LMU24CHV with Mixed Indoor Units — Rated Heating Combination Table.

Heating Capacity																					
No. of Indoor Units	Indoor Unit Combination (kBtu/h)					Room Capacity (Btu/h)				Total Capacity						Input (W)			COP	HSPF	
	IDU 1	IDU 2	IDU 3	IDU 4	Total	Unit 1	Unit 2	Unit 3	Unit 4	Minimum		Rated		Maximum		Min.	Rated	Max.			
										Btu/h	kW	Btu/h	kW	Btu/h	kW						
Mixed Indoor Units																					
Two Units	7	9	-	-	16	7,459	9,591	-	-	10,230	3.00	17,050	5.00	19,608	5.75	1,171	1,673	2,342	3.0	8.3	
	9	9	-	-	18	9,591	9,591	-	-	11,509	3.37	19,181	5.62	22,058	6.46	1,236	1,766	2,472	3.2	8.9	
	7	12	-	-	19	7,459	12,788	-	-	12,148	3.56	20,247	5.93	23,284	6.82	1,272	1,818	2,545	3.3	9.1	
	9	12	-	-	21	9,591	12,788	-	-	13,427	3.94	22,378	6.56	25,735	7.54	1,366	1,952	2,580	3.4	9.4	
	9	15	-	-	24	8,719	14,531	-	-	13,950	4.09	23,250	6.81	26,738	7.84	1,403	2,004	2,580	3.4	9.5	
	12	12	-	-	24	11,625	11,625	-	-	13,950	4.09	23,250	6.81	26,738	7.84	1,403	2,004	2,580	3.4	9.5	
	7	18	-	-	25	6,510	16,740	-	-	13,950	4.09	23,250	6.81	26,738	7.84	1,403	2,004	2,580	3.4	9.5	
	9	18	-	-	27	7,750	15,500	-	-	13,950	4.09	23,250	6.81	26,738	7.84	1,403	2,004	2,580	3.4	9.5	
	12	15	-	-	27	10,333	12,917	-	-	13,950	4.09	23,250	6.81	26,738	7.84	1,403	2,004	2,580	3.4	9.5	
	12	18	-	-	30	9,300	13,950	-	-	13,950	4.09	23,250	6.81	26,738	7.84	1,403	2,004	2,580	3.4	9.5	
15	18	-	-	33	10,568	12,682	-	-	13,950	4.09	23,250	6.81	26,738	7.84	1,403	2,004	2,580	3.4	9.5		
9	24*	-	-	33	6,341	16,909	-	-	13,950	4.09	23,250	6.81	26,738	7.84	1,403	2,004	2,580	3.4	9.5		
Three Units	7	7	9	-	23	7,076	7,076	9,098	-	13,950	4.09	23,250	6.81	27,900	8.18	1,301	1,859	2,603	3.7	10.2	
	7	9	9	-	25	6,510	8,370	8,370	-	13,950	4.09	23,250	6.81	27,900	8.18	1,301	1,859	2,603	3.7	10.2	
	7	7	12	-	26	6,260	6,260	10,731	-	13,950	4.09	23,250	6.81	27,900	8.18	1,301	1,859	2,603	3.7	10.2	
	9	9	9	-	27	7,750	7,750	7,750	-	13,950	4.09	23,250	6.81	27,900	8.18	1,301	1,859	2,603	3.7	10.2	
	7	9	12	-	28	5,813	7,473	9,964	-	13,950	4.09	23,250	6.81	27,900	8.18	1,301	1,859	2,603	3.7	10.2	
	9	9	12	-	30	6,975	6,975	9,300	-	13,950	4.09	23,250	6.81	27,900	8.18	1,301	1,859	2,603	3.7	10.2	
	7	9	15	-	31	5,250	6,750	11,250	-	13,950	4.09	23,250	6.81	27,900	8.18	1,301	1,859	2,603	3.7	10.2	
	7	12	12	-	31	5,250	9,000	9,000	-	13,950	4.09	23,250	6.81	27,900	8.18	1,301	1,859	2,603	3.7	10.2	
	7	7	18	-	32	5,086	5,086	13,078	-	13,950	4.09	23,250	6.81	27,900	8.18	1,301	1,859	2,603	3.7	10.2	
	9	9	15	-	33	6,341	6,341	10,568	-	13,950	4.09	23,250	6.81	27,900	8.18	1,301	1,859	2,603	3.7	10.2	
9	12	12	-	33	6,341	8,455	8,455	-	13,950	4.09	23,250	6.81	27,900	8.18	1,301	1,859	2,603	3.7	10.2		

Note:

1. Capacity as rated: 0 ft. above sea level with 25 ft. of refrigerant piping, 0 ft. level difference between outdoor and indoor units.
2. Heating capacity rating obtained with air entering the indoor unit at 70°F dry bulb (DB) and 60°F wet bulb (WB), and outdoor ambient conditions of 47°F dry bulb (DB) and 43°F wet bulb (WB).
3. Wiring cable size must comply with the applicable local and national codes.
4. The specification may be subject to change without prior notice for purpose of improvement.
5. At least two indoor units must be connected.
6. Combination tables with calculated SEER and HSPF are outside the scope of AHRI 1230 test standard. *The indoor unit must be a non-ducted type.

FOR PROPER SYSTEM OPERATION:

- At least two operable indoor units must be connected to the outdoor unit.
- Total connected indoor unit nominal capacity must be a minimum 40% and a maximum of 133% of outdoor unit nominal capacity.
- To calculate the connected total indoor unit nominal capacity, simply sum up the nominal capacities of all indoor units.
 - For 24,000 and 36,000 Btu/h high static duct and vertical-horizontal air handling indoor units, a 1.3 multiplier must first be applied before adding to the sum of other smaller indoor units.
 - When high static duct and/or vertical-horizontal air handling indoor units are the **only** connected indoor units, the multiplier is 1.2.

COMBINATION TABLES

LMU30CHV

Table 7: LMU30CHV with Non-Ducted Indoor Units – Rated Cooling Combination Table.

Cooling Capacity																				
No. of Indoor Units	Indoor Unit Combination (kBtu/h)					Room Capacity (Btu/h)				Total Capacity						Input (W)			EER	SEER
	IDU 1	IDU 2	IDU 3	IDU 4	Total	Unit 1	Unit 2	Unit 3	Unit 4	Minimum		Rated		Maximum		Min.	Rated	Max.		
										Btu/h	kW	Btu/h	kW	Btu/h	kW					
Non-Ducted Indoor Units																				
Two Units	7	7	-	-	14	7,000	7,000	-	-	8,400	2.46	14,000	4.10	15,540	4.55	936	1,337	1,872	10.5	17.7
	7	9	-	-	16	7,000	9,000	-	-	9,600	2.81	16,000	4.69	17,760	5.21	1,053	1,504	2,106	10.6	18.0
	9	9	-	-	18	9,000	9,000	-	-	10,800	3.17	18,000	5.28	19,980	5.86	1,184	1,691	2,367	10.6	18.0
	7	12	-	-	19	7,000	12,000	-	-	11,400	3.34	19,000	5.57	21,090	6.18	1,239	1,769	2,477	10.7	18.2
	9	12	-	-	21	9,000	12,000	-	-	12,600	3.69	21,000	6.15	23,310	6.83	1,356	1,936	2,711	10.8	18.4
	7	15	-	-	22	7,000	15,000	-	-	13,200	3.87	22,000	6.45	24,420	7.16	1,404	2,005	2,807	11.0	18.6
	9	15	-	-	24	9,000	15,000	-	-	14,400	4.22	24,000	7.03	26,640	7.81	1,500	2,143	3,000	11.2	19.0
	12	12	-	-	24	12,000	12,000	-	-	14,400	4.22	24,000	7.03	26,640	7.81	1,500	2,143	3,000	11.2	19.0
	7	18	-	-	25	7,000	18,000	-	-	15,000	4.40	25,000	7.33	27,750	8.13	1,555	2,222	3,110	11.3	19.1
	9	18	-	-	27	9,000	18,000	-	-	16,200	4.75	27,000	7.91	29,970	8.78	1,665	2,379	3,330	11.4	19.2
	12	15	-	-	27	12,000	15,000	-	-	16,200	4.75	27,000	7.91	29,970	8.78	1,665	2,379	3,330	11.4	19.2
	12	18	-	-	30	12,000	18,000	-	-	18,000	5.28	30,000	8.79	33,300	9.76	1,810	2,585	3,619	11.6	19.7
	15	15	-	-	30	15,000	15,000	-	-	18,000	5.28	30,000	8.79	33,300	9.76	1,810	2,585	3,619	11.6	19.7
	7	24	-	-	31	6,774	23,226	-	-	18,000	5.28	30,000	8.79	33,300	9.76	1,810	2,585	3,619	11.6	19.7
	9	24	-	-	33	8,182	21,818	-	-	18,000	5.28	30,000	8.79	33,300	9.76	1,810	2,585	3,619	11.6	19.7
15	18	-	-	33	13,636	16,364	-	-	18,000	5.28	30,000	8.79	33,300	9.76	1,810	2,585	3,619	11.6	19.7	
18	18	-	-	36	15,000	15,000	-	-	18,000	5.28	30,000	8.79	33,300	9.76	1,810	2,585	3,619	11.6	19.7	
12	24	-	-	36	10,000	20,000	-	-	18,000	5.28	30,000	8.79	33,300	9.76	1,810	2,585	3,619	11.6	19.7	
15	24	-	-	39	11,538	18,462	-	-	18,000	5.28	30,000	8.79	33,300	9.76	1,810	2,585	3,619	11.6	19.7	
Three Units	7	7	7	-	21	7,000	7,000	7,000	-	12,600	3.69	21,000	6.15	24,150	7.08	1,314	1,877	2,628	11.2	18.9
	7	7	9	-	23	7,000	7,000	9,000	-	13,800	4.04	23,000	6.74	26,450	7.75	1,417	2,025	2,835	11.4	19.2
	7	9	9	-	25	7,000	9,000	9,000	-	15,000	4.40	25,000	7.33	28,750	8.43	1,528	2,182	3,055	11.5	19.4
	7	7	12	-	26	7,000	7,000	12,000	-	15,600	4.57	26,000	7.62	29,900	8.76	1,555	2,222	3,110	11.7	19.8
	9	9	9	-	27	9,000	9,000	9,000	-	16,200	4.75	27,000	7.91	31,050	9.10	1,583	2,261	3,165	11.9	20.2
	7	9	12	-	28	7,000	9,000	12,000	-	16,800	4.92	28,000	8.21	32,200	9.44	1,617	2,310	3,234	12.1	20.5
	7	7	15	-	29	7,000	7,000	15,000	-	17,400	5.10	29,000	8.50	33,350	9.77	1,651	2,359	3,303	12.3	20.8
	9	9	12	-	30	9,000	9,000	12,000	-	18,000	5.28	30,000	8.79	34,500	10.11	1,693	2,418	3,385	12.4	21.0
	7	9	15	-	31	6,774	8,710	14,516	-	18,000	5.28	30,000	8.79	34,500	10.11	1,693	2,418	3,385	12.4	21.0
	7	12	12	-	31	6,774	11,613	11,613	-	18,000	5.28	30,000	8.79	34,500	10.11	1,693	2,418	3,385	12.4	21.0
	7	7	18	-	32	6,563	6,563	16,875	-	18,000	5.28	30,000	8.79	34,500	10.11	1,693	2,418	3,385	12.4	21.0
	9	9	15	-	33	8,182	8,182	13,636	-	18,000	5.28	30,000	8.79	34,500	10.11	1,693	2,418	3,385	12.4	21.0
	9	12	12	-	33	8,182	10,909	10,909	-	18,000	5.28	30,000	8.79	34,500	10.11	1,693	2,418	3,385	12.4	21.0
	7	9	18	-	34	6,176	7,941	15,882	-	18,000	5.28	30,000	8.79	34,500	10.11	1,693	2,418	3,385	12.4	21.0
	7	12	15	-	34	6,176	10,588	13,235	-	18,000	5.28	30,000	8.79	34,500	10.11	1,693	2,418	3,385	12.4	21.0
	9	9	18	-	36	7,500	7,500	15,000	-	18,000	5.28	30,000	8.79	34,500	10.11	1,693	2,418	3,385	12.4	21.0
	9	12	15	-	36	7,500	10,000	12,500	-	18,000	5.28	30,000	8.79	34,500	10.11	1,693	2,418	3,385	12.4	21.0
	12	12	12	-	36	10,000	10,000	10,000	-	18,000	5.28	30,000	8.79	34,500	10.11	1,693	2,418	3,385	12.4	21.0
	7	12	18	-	37	5,676	9,730	14,595	-	18,000	5.28	30,000	8.79	34,500	10.11	1,693	2,418	3,385	12.4	21.0
	7	15	15	-	37	5,676	12,162	12,162	-	18,000	5.28	30,000	8.79	34,500	10.11	1,693	2,418	3,385	12.4	21.0
	7	7	24	-	38	5,526	5,526	18,947	-	18,000	5.28	30,000	8.79	34,500	10.11	1,693	2,418	3,385	12.4	21.0
9	12	18	-	39	6,923	9,231	13,846	-	18,000	5.28	30,000	8.79	34,500	10.11	1,693	2,418	3,385	12.4	21.0	
9	15	15	-	39	6,923	11,538	11,538	-	18,000	5.28	30,000	8.79	34,500	10.11	1,693	2,418	3,385	12.4	21.0	
12	12	15	-	39	9,231	9,231	11,538	-	18,000	5.28	30,000	8.79	34,500	10.11	1,693	2,418	3,385	12.4	21.0	
7	9	24	-	40	5,250	6,750	18,000	-	18,000	5.28	30,000	8.79	34,500	10.11	1,693	2,418	3,385	12.4	21.0	
7	15	18	-	40	5,250	11,250	13,500	-	18,000	5.28	30,000	8.79	34,500	10.11	1,693	2,418	3,385	12.4	21.0	

Note:

- Capacity as rated:
 - 0 ft. above sea level with 25 ft. of refrigerant piping.
 - 0 ft. level difference between outdoor and indoor units.
- Cooling capacity rating obtained with air entering the indoor unit at 80°F dry bulb (DB) and 67°F wet bulb (WB), and outdoor ambient conditions of 95°F dry bulb (DB) and 75°F wet bulb (WB).
- Wiring cable size must comply with the applicable local and national codes.
- The specification may be subject to change without prior notice for purpose of improvement.
- At least two indoor units must be connected.
- Combination tables with calculated SEER and HSPF are outside the scope of AHRI 1230 test standard.

FOR PROPER SYSTEM OPERATION:

- At least two operable indoor units must be connected to the outdoor unit.
- Total connected indoor unit nominal capacity must be a minimum 40% and a maximum of 133% of outdoor unit nominal capacity.
- To calculate the connected total indoor unit nominal capacity, simply sum up the nominal capacities of all indoor units.
 - For 24,000 and 36,000 Btu/h high static duct and vertical-horizontal air handling indoor units, a 1.3 multiplier must first be applied before adding to the sum of other smaller indoor units.
 - When high static duct and/or vertical-horizontal air handling indoor units are the **only** connected indoor units, the multiplier is 1.2.

COMBINATION TABLES

LMU30CHV

Table 8: LMU30CHV with Non-Ducted, Ducted and Mixed Indoor Units — Rated Cooling Combination Table.

Cooling Capacity																				
No. of Indoor Units	Indoor Unit Combination (kBtu/h)					Room Capacity (Btu/h)				Total Capacity						Input (W)			EER	SEER
	IDU 1	IDU 2	IDU 3	IDU 4	Total	Unit 1	Unit 2	Unit 3	Unit 4	Minimum		Rated		Maximum		Min.	Rated	Max.		
										Btu/h	kW	Btu/h	kW	Btu/h	kW					
Non-Ducted Indoor Units																				
Four Units	7	7	7	7	28	7,000	7,000	7,000	7,000	16,800	4.92	28,000	8.21	33,600	9.85	1,514	2,163	3,028	12.9	21.9
	7	7	7	9	30	7,000	7,000	7,000	9,000	18,000	5.28	30,000	8.79	36,000	10.55	1,617	2,310	3,234	13.0	22.0
	7	7	9	9	32	6,563	6,563	8,438	8,438	18,000	5.28	30,000	8.79	36,000	10.55	1,617	2,310	3,234	13.0	22.0
	7	7	7	12	33	6,364	6,364	6,364	10,909	18,000	5.28	30,000	8.79	36,000	10.55	1,617	2,310	3,234	13.0	22.0
	7	9	9	9	34	6,176	7,941	7,941	7,941	18,000	5.28	30,000	8.79	36,000	10.55	1,617	2,310	3,234	13.0	22.0
	7	7	9	12	35	6,000	6,000	7,714	10,286	18,000	5.28	30,000	8.79	36,000	10.55	1,617	2,310	3,234	13.0	22.0
	7	7	7	15	36	5,833	5,833	5,833	12,500	18,000	5.28	30,000	8.79	36,000	10.55	1,617	2,310	3,234	13.0	22.0
	9	9	9	9	36	7,500	7,500	7,500	7,500	18,000	5.28	30,000	8.79	36,000	10.55	1,617	2,310	3,234	13.0	22.0
	7	9	9	12	37	5,676	7,297	7,297	9,730	18,000	5.28	30,000	8.79	36,000	10.55	1,617	2,310	3,234	13.0	22.0
	7	7	9	15	38	5,526	5,526	7,105	11,842	18,000	5.28	30,000	8.79	36,000	10.55	1,617	2,310	3,234	13.0	22.0
	7	7	12	12	38	5,526	5,526	9,474	9,474	18,000	5.28	30,000	8.79	36,000	10.55	1,617	2,310	3,234	13.0	22.0
	7	7	7	18	39	5,385	5,385	5,385	13,846	18,000	5.28	30,000	8.79	36,000	10.55	1,617	2,310	3,234	13.0	22.0
	9	9	9	12	39	6,923	6,923	6,923	9,231	18,000	5.28	30,000	8.79	36,000	10.55	1,617	2,310	3,234	13.0	22.0
7	9	9	15	40	5,250	6,750	6,750	11,250	18,000	5.28	30,000	8.79	36,000	10.55	1,617	2,310	3,234	13.0	22.0	
7	9	12	12	40	5,250	6,750	9,000	9,000	18,000	5.28	30,000	8.79	36,000	10.55	1,617	2,310	3,234	13.0	22.0	
Ducted Indoor Units																				
Two Units	9	9	-	-	18	7,809	7,809	-	-	9,371	2.75	15,618	4.58	17,336	5.08	1,276	1,823	2,552	8.6	14.2
	9	12	-	-	21	7,809	10,412	-	-	10,933	3.20	18,221	5.34	20,225	5.93	1,462	2,088	2,923	8.7	14.4
	12	12	-	-	24	10,412	10,412	-	-	12,494	3.66	20,824	6.10	23,115	6.77	1,618	2,311	3,235	9.0	14.9
	9	18	-	-	27	7,809	15,618	-	-	14,056	4.12	23,427	6.87	26,004	7.62	1,796	2,565	3,591	9.1	15.1
	12	18	-	-	30	10,412	15,618	-	-	15,618	4.58	26,030	7.63	28,893	8.47	1,951	2,788	3,903	9.3	15.4
Three Units	18	18	-	-	36	13,700	13,700	-	-	16,440	4.82	27,400	8.03	30,414	8.91	1,951	2,788	3,903	9.8	16.3
	9	9	9	-	27	7,809	7,809	7,809	-	14,056	4.12	23,427	6.87	26,941	7.90	1,707	2,438	3,413	9.6	15.9
	9	9	12	-	30	7,809	7,809	10,412	-	15,618	4.58	26,030	7.63	29,935	8.77	1,825	2,608	3,651	10.0	16.5
	9	12	12	-	33	7,473	9,964	9,964	-	16,440	4.82	27,400	8.03	31,510	9.24	1,825	2,608	3,651	10.5	17.4
	9	9	18	-	36	6,850	6,850	13,700	-	16,440	4.82	27,400	8.03	31,510	9.24	1,825	2,608	3,651	10.5	17.4
Four Units	12	12	12	-	36	9,133	9,133	9,133	-	16,440	4.82	27,400	8.03	31,510	9.24	1,825	2,608	3,651	10.5	17.4
	9	12	18	-	39	6,323	8,431	12,646	-	16,440	4.82	27,400	8.03	31,510	9.24	1,825	2,608	3,651	10.5	17.4
	9	9	9	9	36	6,850	6,850	6,850	6,850	16,440	4.82	27,400	8.03	32,880	9.64	1,744	2,491	3,487	11.0	18.2
	9	9	9	12	39	6,323	6,323	6,323	8,431	16,440	4.82	27,400	8.03	32,880	9.64	1,744	2,491	3,487	11.0	18.2
	Mixed Indoor Units																			
Two Units	7	9	-	-	16	6,537	8,405	-	-	8,965	2.63	14,941	4.38	16,585	4.86	1,094	1,563	2,188	9.6	16.1
	9	9	-	-	18	8,405	8,405	-	-	10,085	2.96	16,809	4.93	18,658	5.47	1,230	1,757	2,460	9.6	16.1
	7	12	-	-	19	6,537	11,206	-	-	10,646	3.12	17,743	5.20	19,695	5.77	1,287	1,839	2,574	9.6	16.2
	9	12	-	-	21	8,405	11,206	-	-	11,766	3.45	19,611	5.75	21,768	6.38	1,409	2,012	2,817	9.7	16.4
	9	15	-	-	24	8,405	14,008	-	-	13,447	3.94	22,412	6.57	24,877	7.29	1,559	2,227	3,118	10.1	16.9
	12	12	-	-	24	11,206	11,206	-	-	13,447	3.94	22,412	6.57	24,877	7.29	1,559	2,227	3,118	10.1	16.9
	7	18	-	-	25	6,537	16,809	-	-	14,008	4.11	23,346	6.84	25,914	7.59	1,616	2,309	3,232	10.1	17.0
	9	18	-	-	27	8,405	16,809	-	-	15,128	4.43	25,214	7.39	27,987	8.20	1,730	2,472	3,461	10.2	17.2
	12	15	-	-	27	11,206	14,008	-	-	15,128	4.43	25,214	7.39	27,987	8.20	1,730	2,472	3,461	10.2	17.2
	12	18	-	-	30	11,206	16,809	-	-	16,809	4.93	28,015	8.21	31,097	9.11	1,881	2,686	3,761	10.4	17.6
	7	24	-	-	31	6,403	21,954	-	-	17,015	4.99	28,358	8.31	31,477	9.23	1,881	2,686	3,761	10.6	17.8
	9	24*	-	-	33	7,827	20,873	-	-	17,220	5.05	28,700	8.41	31,857	9.34	1,881	2,686	3,761	10.7	18.0
	15	18	-	-	33	13,045	15,655	-	-	17,220	5.05	28,700	8.41	31,857	9.34	1,881	2,686	3,761	10.7	18.0
	18	18	-	-	36	14,350	14,350	-	-	17,220	5.05	28,700	8.41	31,857	9.34	1,881	2,686	3,761	10.7	18.0
	12	24*	-	-	36	9,567	19,133	-	-	17,220	5.05	28,700	8.41	31,857	9.34	1,881	2,686	3,761	10.7	18.0
15	24*	-	-	39	11,038	17,662	-	-	17,220	5.05	28,700	8.41	31,857	9.34	1,881	2,686	3,761	10.7	18.0	

Note:

- Capacity as rated:
 - 0 ft. above sea level with 25 ft. of refrigerant piping.
 - 0 ft. level difference between outdoor and indoor units.
- Cooling capacity rating obtained with air entering the indoor unit at 80°F dry bulb (DB) and 67°F wet bulb (WB), and outdoor ambient conditions of 95°F dry bulb (DB) and 75°F wet bulb (WB).
- Wiring cable size must comply with the applicable local and national codes.
- The specification may be subject to change without prior notice for purpose of improvement.
- At least two indoor units must be connected.
- Combination tables with calculated SEER and HSPF are outside the scope of AHRI 1230 test standard. The indoor unit must be a non-ducted type.

FOR PROPER SYSTEM OPERATION:

- At least two operable indoor units must be connected to the outdoor unit.
- Total connected indoor unit nominal capacity must be a minimum 40% and a maximum of 133% of outdoor unit nominal capacity.
- To calculate the connected total indoor unit nominal capacity, simply sum up the nominal capacities of all indoor units.
 - For 24,000 and 36,000 Btu/h high static duct and vertical-horizontal air handling indoor units, a 1.3 multiplier must first be applied before adding to the sum of other smaller indoor units.
 - When high static duct and/or vertical-horizontal air handling indoor units are the **only** connected indoor units, the multiplier is 1.2.

COMBINATION TABLES

LMU30CHV

Table 9: LMU30CHV with Mixed Indoor Units — Rated Cooling Combination Table.

Cooling Capacity																					
No. of Indoor Units	Indoor Unit Combination (kBtu/h)					Room Capacity (Btu/h)				Total Capacity						Input (W)			EER	SEER	
	IDU 1	IDU 2	IDU 3	IDU 4	Total	Unit 1	Unit 2	Unit 3	Unit 4	Minimum		Rated		Maximum		Min.	Rated	Max.			
										Btu/h	kW	Btu/h	kW	Btu/h	kW						
Mixed Indoor Units																					
Three Units	7	7	9	-	23	6,537	6,537	8,405	-	12,887	3.78	21,478	6.29	24,700	7.24	1,473	2,104	2,946	10.2	17.2	
	7	9	9	-	25	6,537	8,405	8,405	-	14,008	4.11	23,346	6.84	26,848	7.87	1,587	2,268	3,175	10.3	17.3	
	7	7	12	-	26	6,537	6,537	11,206	-	14,568	4.27	24,280	7.12	27,922	8.18	1,616	2,309	3,232	10.5	17.7	
	9	9	9	-	27	8,405	8,405	8,405	-	15,128	4.43	25,214	7.39	28,996	8.50	1,645	2,349	3,289	10.7	18.1	
	7	9	12	-	28	6,537	8,405	11,206	-	15,688	4.60	26,147	7.66	30,069	8.81	1,680	2,400	3,361	10.9	18.3	
	9	9	12	-	30	8,405	8,405	11,206	-	16,809	4.93	28,015	8.21	32,217	9.44	1,759	2,513	3,518	11.1	18.8	
	7	9	15	-	31	6,326	8,133	13,556	-	16,809	4.93	28,015	8.21	32,217	9.44	1,759	2,513	3,518	11.1	18.8	
	7	12	12	-	31	6,403	10,977	10,977	-	17,015	4.99	28,358	8.31	32,611	9.56	1,759	2,513	3,518	11.3	19.0	
	7	7	18	-	32	6,278	6,278	16,144	-	17,220	5.05	28,700	8.41	33,005	9.67	1,759	2,513	3,518	11.4	19.2	
	9	9	15	-	33	7,827	7,827	13,045	-	17,220	5.05	28,700	8.41	33,005	9.67	1,759	2,513	3,518	11.4	19.2	
	9	12	12	-	33	7,827	10,436	10,436	-	17,220	5.05	28,700	8.41	33,005	9.67	1,759	2,513	3,518	11.4	19.2	
	7	9	18	-	34	5,909	7,597	15,194	-	17,220	5.05	28,700	8.41	33,005	9.67	1,759	2,513	3,518	11.4	19.2	
	7	12	15	-	34	5,909	10,129	12,662	-	17,220	5.05	28,700	8.41	33,005	9.67	1,759	2,513	3,518	11.4	19.2	
	9	9	18	-	36	7,175	7,175	14,350	-	17,220	5.05	28,700	8.41	33,005	9.67	1,759	2,513	3,518	11.4	19.2	
	9	12	15	-	36	7,175	9,567	11,958	-	17,220	5.05	28,700	8.41	33,005	9.67	1,759	2,513	3,518	11.4	19.2	
	12	12	12	-	36	9,567	9,567	9,567	-	17,220	5.05	28,700	8.41	33,005	9.67	1,759	2,513	3,518	11.4	19.2	
	7	12	18	-	37	5,430	9,308	13,962	-	17,220	5.05	28,700	8.41	33,005	9.67	1,759	2,513	3,518	11.4	19.2	
	7	7	24*	-	38	5,287	5,287	18,126	-	17,220	5.05	28,700	8.41	33,005	9.67	1,759	2,513	3,518	11.4	19.2	
	9	12	18	-	39	6,623	8,831	13,246	-	17,220	5.05	28,700	8.41	33,005	9.67	1,759	2,513	3,518	11.4	19.2	
	9	15	15	-	39	6,623	11,038	11,038	-	17,220	5.05	28,700	8.41	33,005	9.67	1,759	2,513	3,518	11.4	19.2	
12	12	15	-	39	8,831	8,831	11,038	-	17,220	5.05	28,700	8.41	33,005	9.67	1,759	2,513	3,518	11.4	19.2		
7	9	24*	-	40	5,023	6,458	17,220	-	17,220	5.05	28,700	8.41	33,005	9.67	1,759	2,513	3,518	11.4	19.2		
7	15	18	-	40	5,023	10,763	12,915	-	17,220	5.05	28,700	8.41	33,005	9.67	1,759	2,513	3,518	11.4	19.2		
Four Units	7	7	7	9	30	6,537	6,537	6,537	8,405	16,809	4.93	28,015	8.21	33,618	9.85	1,680	2,400	3,361	11.7	19.6	
	7	7	9	9	32	6,278	6,278	8,072	8,072	17,220	5.05	28,700	8.41	34,440	10.09	1,680	2,400	3,361	12.0	20.1	
	7	7	7	12	33	6,088	6,088	6,088	10,436	17,220	5.05	28,700	8.41	34,440	10.09	1,680	2,400	3,361	12.0	20.1	
	7	9	9	9	34	5,909	7,597	7,597	7,597	17,220	5.05	28,700	8.41	34,440	10.09	1,680	2,400	3,361	12.0	20.1	
	7	7	9	12	35	5,740	5,740	7,380	9,840	17,220	5.05	28,700	8.41	34,440	10.09	1,680	2,400	3,361	12.0	20.1	
	9	9	9	9	36	7,175	7,175	7,175	7,175	17,220	5.05	28,700	8.41	34,440	10.09	1,680	2,400	3,361	12.0	20.1	
	7	9	9	12	37	5,430	6,981	6,981	9,308	17,220	5.05	28,700	8.41	34,440	10.09	1,680	2,400	3,361	12.0	20.1	
	7	7	9	15	38	5,287	5,287	6,797	11,329	17,220	5.05	28,700	8.41	34,440	10.09	1,680	2,400	3,361	12.0	20.1	
	7	7	12	12	38	5,287	5,287	9,063	9,063	17,220	5.05	28,700	8.41	34,440	10.09	1,680	2,400	3,361	12.0	20.1	
	7	7	7	18	39	5,151	5,151	5,151	13,246	17,220	5.05	28,700	8.41	34,440	10.09	1,680	2,400	3,361	12.0	20.1	
	9	9	9	12	39	6,623	6,623	6,623	8,831	17,220	5.05	28,700	8.41	34,440	10.09	1,680	2,400	3,361	12.0	20.1	
	7	9	9	15	40	5,023	6,458	6,458	10,763	17,220	5.05	28,700	8.41	34,440	10.09	1,680	2,400	3,361	12.0	20.1	
	7	9	12	12	40	5,023	6,458	8,610	8,610	17,220	5.05	28,700	8.41	34,440	10.09	1,680	2,400	3,361	12.0	20.1	

Note:

- Capacity as rated:
 - 0 ft. above sea level with 25 ft. of refrigerant piping.
 - 0 ft. level difference between outdoor and indoor units.
- Cooling capacity rating obtained with air entering the indoor unit at 80°F dry bulb (DB) and 67°F wet bulb (WB), and outdoor ambient conditions of 95°F dry bulb (DB) and 75°F wet bulb (WB).
- Wiring cable size must comply with the applicable local and national codes.
- The specification may be subject to change without prior notice for purpose of improvement.
- At least two indoor units must be connected.
- Combination tables with calculated SEER and HSPF are outside the scope of AHRI 1230 test standard.
 - *The indoor unit must be a non-ducted type.

FOR PROPER SYSTEM OPERATION:

1. At least two operable indoor units must be connected to the outdoor unit.
2. Total connected indoor unit nominal capacity must be a minimum 40% and a maximum of 133% of outdoor unit nominal capacity.
3. To calculate the connected total indoor unit nominal capacity, simply sum up the nominal capacities of all indoor units.
 - For 24,000 and 36,000 Btu/h high static duct and vertical-horizontal air handling indoor units, a 1.3 multiplier must first be applied before adding to the sum of other smaller indoor units.
 - When high static duct and/or vertical-horizontal air handling indoor units are the **only** connected indoor units, the multiplier is 1.2.

COMBINATION TABLES

LMU30CHV

Table 10: LMU30CHV with Non-Ducted Indoor Units – Rated Heating Combination Table.

Heating Capacity																				
No. of Indoor Units	Indoor Unit Combination (kBtu/h)					Room Capacity (Btu/h)				Total Capacity						Input (W)			COP	HSPF
	IDU 1	IDU 2	IDU 3	IDU 4	Total	Unit 1	Unit 2	Unit 3	Unit 4	Minimum		Rated		Maximum		Min.	Rated	Max.		
										Btu/h	kW	Btu/h	kW	Btu/h	kW					
Non-Ducted Indoor Units																				
Two Units	7	7	-	-	14	7,700	7,700	-	-	9,240	2.71	15,400	4.51	16,940	4.96	1,043	1,490	2,086	3.0	8.0
	7	9	-	-	16	7,700	9,900	-	-	10,560	3.09	17,600	5.16	19,360	5.67	1,153	1,648	2,307	3.1	8.3
	9	9	-	-	18	9,900	9,900	-	-	11,880	3.48	19,800	5.80	21,780	6.38	1,276	1,824	2,553	3.2	8.4
	7	12	-	-	19	7,700	13,200	-	-	12,540	3.68	20,900	6.13	22,990	6.74	1,328	1,898	2,657	3.2	8.6
	9	12	-	-	21	9,900	13,200	-	-	13,860	4.06	23,100	6.77	25,410	7.45	1,438	2,055	2,877	3.3	8.7
	7	15	-	-	22	7,700	16,500	-	-	14,520	4.26	24,200	7.09	26,620	7.80	1,484	2,120	2,968	3.3	8.9
	9	15	-	-	24	9,900	16,500	-	-	15,840	4.64	26,400	7.74	29,040	8.51	1,575	2,249	3,149	3.4	9.1
	12	12	-	-	24	13,200	13,200	-	-	15,840	4.64	26,400	7.74	29,040	8.51	1,575	2,249	3,149	3.4	9.1
	7	18	-	-	25	7,700	19,800	-	-	16,500	4.84	27,500	8.06	30,250	8.87	1,626	2,323	3,253	3.5	9.2
	9	18	-	-	27	9,900	19,800	-	-	17,820	5.22	29,700	8.70	32,670	9.58	1,730	2,471	3,460	3.5	9.4
	12	15	-	-	27	13,200	16,500	-	-	17,820	5.22	29,700	8.70	32,670	9.58	1,730	2,471	3,460	3.5	9.4
	12	18	-	-	30	12,800	19,200	-	-	19,200	5.63	32,000	9.38	35,200	10.32	1,866	2,666	3,732	3.5	9.3
	15	15	-	-	30	16,000	16,000	-	-	19,200	5.63	32,000	9.38	35,200	10.32	1,866	2,666	3,732	3.5	9.3
	7	24	-	-	31	7,226	24,774	-	-	19,200	5.63	32,000	9.38	35,200	10.32	1,866	2,666	3,732	3.5	9.3
	9	24	-	-	33	8,727	23,273	-	-	19,200	5.63	32,000	9.38	35,200	10.32	1,866	2,666	3,732	3.5	9.3
15	18	-	-	33	14,545	17,455	-	-	19,200	5.63	32,000	9.38	35,200	10.32	1,866	2,666	3,732	3.5	9.3	
18	18	-	-	36	16,000	16,000	-	-	19,200	5.63	32,000	9.38	35,200	10.32	1,866	2,666	3,732	3.5	9.3	
12	24	-	-	36	10,667	21,333	-	-	19,200	5.63	32,000	9.38	35,200	10.32	1,866	2,666	3,732	3.5	9.3	
15	24	-	-	39	12,308	19,692	-	-	19,200	5.63	32,000	9.38	35,200	10.32	1,866	2,666	3,732	3.5	9.3	
Three Units	7	7	7	-	21	7,700	7,700	7,700	-	13,860	4.06	23,100	6.77	26,565	7.79	1,400	1,999	2,799	3.4	9.0
	7	7	9	-	23	7,700	7,700	9,900	-	15,180	4.45	25,300	7.42	29,095	8.53	1,497	2,138	2,994	3.5	9.2
	7	9	9	-	25	7,700	9,900	9,900	-	16,500	4.84	27,500	8.06	31,625	9.27	1,600	2,286	3,201	3.5	9.4
	7	7	12	-	26	7,700	7,700	13,200	-	17,160	5.03	28,600	8.38	32,890	9.64	1,626	2,323	3,253	3.6	9.6
	9	9	9	-	27	9,900	9,900	9,900	-	17,820	5.22	29,700	8.70	34,155	10.01	1,652	2,360	3,305	3.7	9.8
	7	9	12	-	28	7,700	9,900	13,200	-	18,480	5.42	30,800	9.03	35,420	10.38	1,685	2,407	3,369	3.8	10.0
	7	7	15	-	29	7,700	7,700	16,500	-	19,140	5.61	31,900	9.35	36,685	10.75	1,717	2,453	3,434	3.8	10.1
	9	9	12	-	30	9,600	9,600	12,800	-	19,200	5.63	32,000	9.38	36,800	10.79	1,756	2,509	3,512	3.7	9.9
	7	9	15	-	31	7,226	9,290	15,484	-	19,200	5.63	32,000	9.38	36,800	10.79	1,756	2,509	3,512	3.7	9.9
	7	12	12	-	31	7,226	12,387	12,387	-	19,200	5.63	32,000	9.38	36,800	10.79	1,756	2,509	3,512	3.7	9.9
	7	7	18	-	32	7,000	7,000	18,000	-	19,200	5.63	32,000	9.38	36,800	10.79	1,756	2,509	3,512	3.7	9.9
	9	9	15	-	33	8,727	8,727	14,545	-	19,200	5.63	32,000	9.38	36,800	10.79	1,756	2,509	3,512	3.7	9.9
	9	12	12	-	33	8,727	11,636	11,636	-	19,200	5.63	32,000	9.38	36,800	10.79	1,756	2,509	3,512	3.7	9.9
	7	9	18	-	34	6,588	8,471	16,941	-	19,200	5.63	32,000	9.38	36,800	10.79	1,756	2,509	3,512	3.7	9.9
	7	12	15	-	34	6,588	11,294	14,118	-	19,200	5.63	32,000	9.38	36,800	10.79	1,756	2,509	3,512	3.7	9.9
	9	9	18	-	36	8,000	8,000	16,000	-	19,200	5.63	32,000	9.38	36,800	10.79	1,756	2,509	3,512	3.7	9.9
	9	12	15	-	36	8,000	10,667	13,333	-	19,200	5.63	32,000	9.38	36,800	10.79	1,756	2,509	3,512	3.7	9.9
	12	12	12	-	36	10,667	10,667	10,667	-	19,200	5.63	32,000	9.38	36,800	10.79	1,756	2,509	3,512	3.7	9.9
	7	12	18	-	37	6,054	10,378	15,568	-	19,200	5.63	32,000	9.38	36,800	10.79	1,756	2,509	3,512	3.7	9.9
	7	15	15	-	37	6,054	12,973	12,973	-	19,200	5.63	32,000	9.38	36,800	10.79	1,756	2,509	3,512	3.7	9.9
	7	7	24	-	38	5,895	5,895	20,211	-	19,200	5.63	32,000	9.38	36,800	10.79	1,756	2,509	3,512	3.7	9.9
9	12	18	-	39	7,385	9,846	14,769	-	19,200	5.63	32,000	9.38	36,800	10.79	1,756	2,509	3,512	3.7	9.9	
9	15	15	-	39	7,385	12,308	12,308	-	19,200	5.63	32,000	9.38	36,800	10.79	1,756	2,509	3,512	3.7	9.9	
12	12	15	-	39	9,846	9,846	12,308	-	19,200	5.63	32,000	9.38	36,800	10.79	1,756	2,509	3,512	3.7	9.9	
7	9	24	-	40	5,600	7,200	19,200	-	19,200	5.63	32,000	9.38	36,800	10.79	1,756	2,509	3,512	3.7	9.9	
7	15	18	-	40	5,600	12,000	14,400	-	19,200	5.63	32,000	9.38	36,800	10.79	1,756	2,509	3,512	3.7	9.9	

Note:

1. Capacity as rated:
 - 0 ft. above sea level with 25 ft. of refrigerant piping.
 - 0 ft. level difference between outdoor and indoor units.
2. Heating capacity rating obtained with air entering the indoor unit at 70°F dry bulb (DB) and 60°F wet bulb (WB), and outdoor ambient conditions of 47°F dry bulb (DB) and 43°F wet bulb (WB).
3. Wiring cable size must comply with the applicable local and national codes.
4. The specification may be subject to change without prior notice for purpose of improvement.
5. At least two indoor units must be connected.
6. Combination tables with calculated SEER and HSPF are outside the scope of AHRI 1230 test standard.

FOR PROPER SYSTEM OPERATION:

- At least two operable indoor units must be connected to the outdoor unit.
- Total connected indoor unit nominal capacity must be a minimum 40% and a maximum of 133% of outdoor unit nominal capacity.
- To calculate the connected total indoor unit nominal capacity, simply sum up the nominal capacities of all indoor units.
 - For 24,000 and 36,000 Btu/h high static duct and vertical-horizontal air handling indoor units, a 1.3 multiplier must first be applied before adding to the sum of other smaller indoor units.
 - When high static duct and/or vertical-horizontal air handling indoor units are the **only** connected indoor units, the multiplier is 1.2.

COMBINATION TABLES

LMU30CHV

Table 11: LMU30CHV with Non-Ducted, Ducted and Mixed Indoor Units — Rated Heating Combination Table.

Heating Capacity																				
No. of Indoor Units	Indoor Unit Combination (kBtu/h)					Room Capacity (Btu/h)				Total Capacity						Input (W)			COP	HSPF
	IDU 1	IDU 2	IDU 3	IDU 4	Total	Unit 1	Unit 2	Unit 3	Unit 4	Minimum		Rated		Maximum		Min.	Rated	Max.		
Non-Ducted Indoor Units																				
Four Units	7	7	7	7	28	7,700	7,700	7,700	7,700	18,480	5.42	30,800	9.03	36,960	10.83	1,691	2,416	3,382	3.7	9.9
	7	7	7	9	30	7,467	7,467	7,467	9,600	19,200	5.63	32,000	9.38	38,400	11.25	1,743	2,490	3,486	3.8	10.0
	7	7	9	9	32	7,000	7,000	9,000	9,000	19,200	5.63	32,000	9.38	38,400	11.25	1,743	2,490	3,486	3.8	10.0
	7	7	7	12	33	6,788	6,788	6,788	11,636	19,200	5.63	32,000	9.38	38,400	11.25	1,743	2,490	3,486	3.8	10.0
	7	9	9	9	34	6,588	8,471	8,471	8,471	19,200	5.63	32,000	9.38	38,400	11.25	1,743	2,490	3,486	3.8	10.0
	7	7	9	12	35	6,400	6,400	8,229	10,971	19,200	5.63	32,000	9.38	38,400	11.25	1,743	2,490	3,486	3.8	10.0
	7	7	7	15	36	6,222	6,222	6,222	13,333	19,200	5.63	32,000	9.38	38,400	11.25	1,743	2,490	3,486	3.8	10.0
	9	9	9	9	36	8,000	8,000	8,000	8,000	19,200	5.63	32,000	9.38	38,400	11.25	1,743	2,490	3,486	3.8	10.0
	7	9	9	12	37	6,054	7,784	7,784	10,378	19,200	5.63	32,000	9.38	38,400	11.25	1,743	2,490	3,486	3.8	10.0
	7	7	9	15	38	5,895	5,895	7,579	12,632	19,200	5.63	32,000	9.38	38,400	11.25	1,743	2,490	3,486	3.8	10.0
	7	7	12	12	38	5,895	5,895	10,105	10,105	19,200	5.63	32,000	9.38	38,400	11.25	1,743	2,490	3,486	3.8	10.0
	7	7	7	18	39	5,744	5,744	5,744	14,769	19,200	5.63	32,000	9.38	38,400	11.25	1,743	2,490	3,486	3.8	10.0
9	9	9	12	39	7,385	7,385	7,385	9,846	19,200	5.63	32,000	9.38	38,400	11.25	1,743	2,490	3,486	3.8	10.0	
9	9	9	15	40	5,600	7,200	7,200	12,000	19,200	5.63	32,000	9.38	38,400	11.25	1,743	2,490	3,486	3.8	10.0	
7	9	12	12	40	5,600	7,200	9,600	9,600	19,200	5.63	32,000	9.38	38,400	11.25	1,743	2,490	3,486	3.8	10.0	
Ducted Indoor Units																				
Two Units	9	9	-	-	18	9,188	9,188	-	-	11,026	3.23	18,377	5.39	20,215	5.92	1,430	2,043	2,861	2.6	7.4
	9	12	-	-	21	9,188	12,251	-	-	12,864	3.77	21,440	6.28	23,584	6.91	1,612	2,303	3,224	2.7	7.6
	12	12	-	-	24	12,251	12,251	-	-	14,702	4.31	24,503	7.18	26,953	7.90	1,764	2,520	3,528	2.8	8.0
	9	18	-	-	27	9,188	18,377	-	-	16,539	4.85	27,565	8.08	30,322	8.89	1,938	2,769	3,877	2.9	8.2
	12	18	-	-	30	11,880	17,820	-	-	17,820	5.22	29,700	8.70	32,670	9.58	2,091	2,987	4,182	2.9	8.2
	18	18	-	-	36	16,500	16,500	-	-	19,800	5.80	33,000	9.67	36,300	10.64	2,091	2,987	4,182	3.2	9.1
Three Units	9	9	9	-	27	9,188	9,188	9,188	-	16,539	4.85	27,565	8.08	31,700	9.29	1,851	2,645	3,703	3.1	8.5
	9	9	12	-	30	8,910	8,910	11,880	-	17,820	5.22	29,700	8.70	34,155	10.01	1,968	2,811	3,935	3.1	8.7
	9	12	12	-	33	9,000	12,000	12,000	-	19,800	5.80	33,000	9.67	37,950	11.12	1,968	2,811	3,935	3.4	9.6
	9	9	18	-	36	8,250	8,250	16,500	-	19,800	5.80	33,000	9.67	37,950	11.12	1,968	2,811	3,935	3.4	9.6
	12	12	12	-	36	11,000	11,000	11,000	-	19,800	5.80	33,000	9.67	37,950	11.12	1,968	2,811	3,935	3.4	9.6
Four Units	9	12	18	-	39	7,615	10,154	15,231	-	19,800	5.80	33,000	9.67	37,950	11.12	1,968	2,811	3,935	3.4	9.6
	9	9	9	9	36	8,250	8,250	8,250	8,250	19,800	5.80	33,000	9.67	41,600	12.19	1,953	2,790	3,906	3.5	9.7
	9	9	9	12	39	7,615	7,615	7,615	10,154	19,800	5.80	33,000	9.67	41,600	12.19	1,953	2,790	3,906	3.5	9.7
Mixed Indoor Units																				
Two Units	7	9	-	-	16	7,423	9,544	-	-	10,181	2.98	16,968	4.97	18,664	5.47	1,223	1,747	2,446	2.8	7.8
	9	9	-	-	18	9,544	9,544	-	-	11,453	3.36	19,088	5.59	20,997	6.15	1,353	1,933	2,707	2.9	7.9
	7	12	-	-	19	7,423	12,726	-	-	12,089	3.54	20,149	5.91	22,164	6.50	1,408	2,012	2,817	2.9	8.0
	9	12	-	-	21	9,544	12,726	-	-	13,362	3.92	22,270	6.53	24,497	7.18	1,525	2,179	3,050	3.0	8.2
	9	15	-	-	24	9,544	15,907	-	-	15,271	4.48	25,451	7.46	27,996	8.21	1,669	2,385	3,339	3.1	8.6
	12	12	-	-	24	12,726	12,726	-	-	15,271	4.48	25,451	7.46	27,996	8.21	1,669	2,385	3,339	3.1	8.6
	7	18	-	-	25	7,423	19,088	-	-	15,907	4.66	26,512	7.77	29,163	8.55	1,724	2,463	3,449	3.2	8.6
	9	18	-	-	27	9,544	19,088	-	-	17,180	5.04	28,633	8.39	31,496	9.23	1,834	2,620	3,669	3.2	8.8
	12	15	-	-	27	12,726	15,907	-	-	17,180	5.04	28,633	8.39	31,496	9.23	1,834	2,620	3,669	3.2	8.8
	12	18	-	-	30	12,340	18,510	-	-	18,510	5.42	30,850	9.04	33,935	9.95	1,979	2,826	3,957	3.2	8.7
	7	24	-	-	31	7,097	24,331	-	-	18,857	5.53	31,428	9.21	34,570	10.13	1,979	2,826	3,957	3.3	8.9
	9	24*	-	-	33	8,864	23,636	-	-	19,500	5.72	32,500	9.53	35,750	10.48	1,979	2,826	3,957	3.4	9.2
	15	18	-	-	33	14,773	17,727	-	-	19,500	5.72	32,500	9.53	35,750	10.48	1,979	2,826	3,957	3.4	9.2
	18	18	-	-	36	16,250	16,250	-	-	19,500	5.72	32,500	9.53	35,750	10.48	1,979	2,826	3,957	3.4	9.2
	12	24*	-	-	36	10,833	21,667	-	-	19,500	5.72	32,500	9.53	35,750	10.48	1,979	2,826	3,957	3.4	9.2
15	24*	-	-	39	12,500	20,000	-	-	19,500	5.72	32,500	9.53	35,750	10.48	1,979	2,826	3,957	3.4	9.2	

Note:

- Capacity as rated:
 - 0 ft. above sea level with 25 ft. of refrigerant piping.
 - 0 ft. level difference between outdoor and indoor units.
- Heating capacity rating obtained with air entering the indoor unit at 70°F dry bulb (DB) and 60°F wet bulb (WB), and outdoor ambient conditions of 47°F dry bulb (DB) and 43°F wet bulb (WB).
- Wiring cable size must comply with the applicable local and national codes.
- The specification may be subject to change without prior notice for purpose of improvement.
- At least two indoor units must be connected.
- Combination tables with calculated SEER and HSPF are outside the scope of AHRI 1230 test standard. *The indoor unit must be a non-ducted type.

FOR PROPER SYSTEM OPERATION:

1. At least two operable indoor units must be connected to the outdoor unit.
2. Total connected indoor unit nominal capacity must be a minimum 40% and a maximum of 133% of outdoor unit nominal capacity.
3. To calculate the connected total indoor unit nominal capacity, simply sum up the nominal capacities of all indoor units.
 - For 24,000 and 36,000 Btu/h high static duct and vertical-horizontal air handling indoor units, a 1.3 multiplier must first be applied before adding to the sum of other smaller indoor units.
 - When high static duct and/or vertical-horizontal air handling indoor units are the **only** connected indoor units, the multiplier is 1.2.

COMBINATION TABLES

LMU30CHV

Table 12: LMU30CHV with Mixed Indoor Units – Rated Heating Combination Table.

Heating Capacity																				
No. of Indoor Units	Indoor Unit Combination (kBtu/h)					Room Capacity (Btu/h)				Total Capacity						Input (W)			COP	HSPF
	IDU 1	IDU 2	IDU 3	IDU 4	Total	Unit 1	Unit 2	Unit 3	Unit 4	Minimum		Rated		Maximum		Min.	Rated	Max.		
										Btu/h	kW	Btu/h	kW	Btu/h	kW					
Mixed Indoor Units																				
Three Units	7	7	9	-	23	7,423	7,423	9,544	-	14,634	4.29	24,391	7.15	28,049	8.22	1,587	2,267	3,174	3.2	8.6
	7	9	9	-	25	7,423	9,544	9,544	-	15,907	4.66	26,512	7.77	30,488	8.94	1,697	2,424	3,394	3.2	8.8
	7	7	12	-	26	7,423	7,423	12,726	-	16,543	4.85	27,572	8.08	31,708	9.29	1,724	2,463	3,449	3.3	9.0
	9	9	9	-	27	9,544	9,544	9,544	-	17,180	5.04	28,633	8.39	32,928	9.65	1,752	2,503	3,504	3.4	9.2
	7	9	12	-	28	7,423	9,544	12,726	-	17,816	5.22	29,693	8.70	34,147	10.01	1,786	2,552	3,572	3.4	9.3
	9	9	12	-	30	9,255	9,255	12,340	-	18,510	5.42	30,850	9.04	35,478	10.40	1,862	2,660	3,723	3.4	9.3
	7	9	15	-	31	7,097	9,124	15,207	-	18,857	5.53	31,428	9.21	36,142	10.59	1,862	2,660	3,723	3.5	9.5
	7	12	12	-	31	7,097	12,165	12,165	-	18,857	5.53	31,428	9.21	36,142	10.59	1,862	2,660	3,723	3.5	9.5
	7	7	18	-	32	7,109	7,109	18,281	-	19,500	5.72	32,500	9.53	37,375	10.95	1,862	2,660	3,723	3.6	9.8
	9	9	15	-	33	8,864	8,864	14,773	-	19,500	5.72	32,500	9.53	37,375	10.95	1,862	2,660	3,723	3.6	9.8
	9	12	12	-	33	8,864	11,818	11,818	-	19,500	5.72	32,500	9.53	37,375	10.95	1,862	2,660	3,723	3.6	9.8
	7	9	18	-	34	6,691	8,603	17,206	-	19,500	5.72	32,500	9.53	37,375	10.95	1,862	2,660	3,723	3.6	9.8
	7	12	15	-	34	6,691	11,471	14,338	-	19,500	5.72	32,500	9.53	37,375	10.95	1,862	2,660	3,723	3.6	9.8
	9	9	18	-	36	8,125	8,125	16,250	-	19,500	5.72	32,500	9.53	37,375	10.95	1,862	2,660	3,723	3.6	9.8
	9	12	15	-	36	8,125	10,833	13,542	-	19,500	5.72	32,500	9.53	37,375	10.95	1,862	2,660	3,723	3.6	9.8
	12	12	12	-	36	10,833	10,833	10,833	-	19,500	5.72	32,500	9.53	37,375	10.95	1,862	2,660	3,723	3.6	9.8
	7	12	18	-	37	6,149	10,541	15,811	-	19,500	5.72	32,500	9.53	37,375	10.95	1,862	2,660	3,723	3.6	9.8
	7	7	24*	-	38	5,987	5,987	20,526	-	19,500	5.72	32,500	9.53	37,375	10.95	1,862	2,660	3,723	3.6	9.8
	9	12	18	-	39	7,500	10,000	15,000	-	19,500	5.72	32,500	9.53	37,375	10.95	1,862	2,660	3,723	3.6	9.8
	9	15	15	-	39	7,500	12,500	12,500	-	19,500	5.72	32,500	9.53	37,375	10.95	1,862	2,660	3,723	3.6	9.8
12	12	15	-	39	10,000	10,000	12,500	-	19,500	5.72	32,500	9.53	37,375	10.95	1,862	2,660	3,723	3.6	9.8	
7	9	24*	-	40	5,688	7,313	19,500	-	19,500	5.72	32,500	9.53	37,375	10.95	1,862	2,660	3,723	3.6	9.8	
7	15	18	-	40	5,688	12,188	14,625	-	19,500	5.72	32,500	9.53	37,375	10.95	1,862	2,660	3,723	3.6	9.8	
Four Units	7	7	7	9	30	7,198	7,198	7,198	9,255	18,510	5.42	30,850	9.04	37,020	10.85	1,848	2,640	3,696	3.4	9.4
	7	7	9	9	32	7,109	7,109	9,141	9,141	19,500	5.72	32,500	9.53	41,600	12.19	1,848	2,640	3,696	3.6	9.9
	7	7	7	12	33	6,894	6,894	6,894	11,818	19,500	5.72	32,500	9.53	41,600	12.19	1,848	2,640	3,696	3.6	9.9
	7	9	9	9	34	6,691	8,603	8,603	8,603	19,500	5.72	32,500	9.53	41,600	12.19	1,848	2,640	3,696	3.6	9.9
	7	7	9	12	35	6,500	6,500	8,357	11,143	19,500	5.72	32,500	9.53	41,600	12.19	1,848	2,640	3,696	3.6	9.9
	9	9	9	9	36	8,125	8,125	8,125	8,125	19,500	5.72	32,500	9.53	41,600	12.19	1,848	2,640	3,696	3.6	9.9
	7	9	9	12	37	6,149	7,905	7,905	10,541	19,500	5.72	32,500	9.53	41,600	12.19	1,848	2,640	3,696	3.6	9.9
	7	7	9	15	38	5,987	5,987	7,697	12,829	19,500	5.72	32,500	9.53	41,600	12.19	1,848	2,640	3,696	3.6	9.9
	7	7	12	12	38	5,987	5,987	10,263	10,263	19,500	5.72	32,500	9.53	41,600	12.19	1,848	2,640	3,696	3.6	9.9
	7	7	7	18	39	5,833	5,833	5,833	15,000	19,500	5.72	32,500	9.53	41,600	12.19	1,848	2,640	3,696	3.6	9.9
	9	9	9	12	39	7,500	7,500	7,500	10,000	19,500	5.72	32,500	9.53	41,600	12.19	1,848	2,640	3,696	3.6	9.9
	7	9	9	15	40	5,688	7,313	7,313	12,188	19,500	5.72	32,500	9.53	41,600	12.19	1,848	2,640	3,696	3.6	9.9
	7	9	12	12	40	5,688	7,313	9,750	9,750	19,500	5.72	32,500	9.53	41,600	12.19	1,848	2,640	3,696	3.6	9.9

Note:

1. Capacity as rated: 0 ft. above sea level with 25 ft. of refrigerant piping. 0 ft. level difference between outdoor and indoor units.
2. Heating capacity rating obtained with air entering the indoor unit at 70°F dry bulb (DB) and 60°F wet bulb (WB), and outdoor ambient conditions of 47°F dry bulb (DB) and 43°F wet bulb (WB).
3. Wiring cable size must comply with the applicable local and national codes.
4. The specification may be subject to change without prior notice for purpose of improvement.
5. At least two indoor units must be connected.
6. Combination tables with calculated SEER and HSPF are outside the scope of AHRI 1230 test standard. *The indoor unit must be a non-ducted type.

FOR PROPER SYSTEM OPERATION:

1. At least two operable indoor units must be connected to the outdoor unit.
2. Total connected indoor unit nominal capacity must be a minimum 40% and a maximum of 133% of outdoor unit nominal capacity.
3. To calculate the connected total indoor unit nominal capacity, simply sum up the nominal capacities of all indoor units.
 - For 24,000 and 36,000 Btu/h high static duct and vertical-horizontal air handling indoor units, a 1.3 multiplier must first be applied before adding to the sum of other smaller indoor units.
 - When high static duct and/or vertical-horizontal air handling indoor units are the **only** connected indoor units, the multiplier is 1.2.

COMBINATION TABLES

LMU36CHV

Table 13: LMU36CHV with Non-Ducted Indoor Units – Rated Cooling Combination Table.

No. of Indoor Units		Cooling Capacity																		EER	SEER
		Indoor Unit Combination (kBtu/h)					Room Capacity (Btu/h)				Total Capacity				Input (W)						
		IDU 1	IDU 2	IDU 3	IDU 4	Total	Unit 1	Unit 2	Unit 3	Unit 4	Minimum		Rated		Maximum		Min.	Rated	Max.		
										Btu/h	kW	Btu/h	kW	Btu/h	kW						
Non-Ducted Indoor Units																					
Two Units	7	7	-	-	14	7,000	7,000	-	-	8,400	2.46	14,000	4.10	15,540	4.55	952	1,360	1,904	10.3	17.4	
	7	9	-	-	16	7,000	9,000	-	-	9,600	2.81	16,000	4.69	17,760	5.21	1,071	1,530	2,142	10.5	17.7	
	9	9	-	-	18	9,000	9,000	-	-	10,800	3.17	18,000	5.28	19,980	5.86	1,204	1,720	2,408	10.5	17.7	
	7	12	-	-	19	7,000	12,000	-	-	11,400	3.34	19,000	5.57	21,090	6.18	1,260	1,800	2,520	10.6	17.9	
	9	12	-	-	21	9,000	12,000	-	-	12,600	3.69	21,000	6.15	23,310	6.83	1,379	1,970	2,758	10.7	18.0	
	7	15	-	-	22	7,000	15,000	-	-	13,200	3.87	22,000	6.45	24,420	7.16	1,428	2,040	2,856	10.8	18.2	
	9	15	-	-	24	9,000	15,000	-	-	14,400	4.22	24,000	7.03	26,640	7.81	1,526	2,180	3,052	11.0	18.6	
	12	12	-	-	24	12,000	12,000	-	-	14,400	4.22	24,000	7.03	26,640	7.81	1,526	2,180	3,052	11.0	18.6	
	7	18	-	-	25	7,000	18,000	-	-	15,000	4.40	25,000	7.33	27,750	8.13	1,582	2,260	3,164	11.1	18.7	
	9	18	-	-	27	9,000	18,000	-	-	16,200	4.75	27,000	7.91	29,970	8.78	1,694	2,420	3,388	11.2	18.9	
	12	15	-	-	27	12,000	15,000	-	-	16,200	4.75	27,000	7.91	29,970	8.78	1,694	2,420	3,388	11.2	18.9	
	12	18	-	-	30	12,000	18,000	-	-	18,000	5.28	30,000	8.79	33,300	9.76	1,841	2,630	3,682	11.4	19.3	
	15	15	-	-	30	15,000	15,000	-	-	18,000	5.28	30,000	8.79	33,300	9.76	1,841	2,630	3,682	11.4	19.3	
	7	24	-	-	31	7,000	24,000	-	-	18,600	5.45	31,000	9.09	34,410	10.08	1,883	2,690	3,766	11.5	19.5	
	9	24	-	-	33	8,727	23,273	-	-	19,200	5.63	32,000	9.38	35,520	10.41	1,932	2,760	3,864	11.6	19.6	
	15	18	-	-	33	14,545	17,455	-	-	19,200	5.63	32,000	9.38	35,520	10.41	1,932	2,760	3,864	11.6	19.6	
	18	18	-	-	36	16,000	16,000	-	-	19,200	5.63	32,000	9.38	35,520	10.41	1,932	2,760	3,864	11.6	19.6	
	12	24	-	-	36	10,667	21,333	-	-	19,200	5.63	32,000	9.38	35,520	10.41	1,932	2,760	3,864	11.6	19.6	
	15	24	-	-	39	12,308	19,692	-	-	19,200	5.63	32,000	9.38	35,520	10.41	1,932	2,760	3,864	11.6	19.6	
	18	24	-	-	42	13,714	18,286	-	-	19,200	5.63	32,000	9.38	35,520	10.41	1,932	2,760	3,864	11.6	19.6	
24	24	-	-	48	16,000	16,000	-	-	19,200	5.63	32,000	9.38	35,520	10.41	1,932	2,760	3,864	11.6	19.6		
Three Units	7	7	7	-	21	7,000	7,000	7,000	-	12,600	3.69	21,000	6.15	24,150	7.08	1,337	1,910	2,674	11.0	18.6	
	7	7	9	-	23	7,000	7,000	9,000	-	13,800	4.04	23,000	6.74	26,450	7.75	1,442	2,060	2,884	11.2	18.9	
	7	9	9	-	25	7,000	9,000	9,000	-	15,000	4.40	25,000	7.33	28,750	8.43	1,554	2,220	3,108	11.3	19.1	
	7	7	12	-	26	7,000	7,000	12,000	-	15,600	4.57	26,000	7.62	29,900	8.76	1,582	2,260	3,164	11.5	19.5	
	9	9	9	-	27	9,000	9,000	9,000	-	16,200	4.75	27,000	7.91	31,050	9.10	1,610	2,300	3,220	11.7	19.9	
	7	9	12	-	28	7,000	9,000	12,000	-	16,800	4.92	28,000	8.21	32,200	9.44	1,645	2,350	3,290	11.9	20.2	
	7	7	15	-	29	7,000	7,000	15,000	-	17,400	5.10	29,000	8.50	33,350	9.77	1,680	2,400	3,360	12.1	20.4	
	9	9	12	-	30	9,000	9,000	12,000	-	18,000	5.28	30,000	8.79	34,500	10.11	1,722	2,460	3,444	12.2	20.6	
	7	9	15	-	31	7,000	9,000	15,000	-	18,600	5.45	31,000	9.09	35,650	10.45	1,764	2,520	3,528	12.3	20.8	
	7	12	12	-	31	7,000	12,000	12,000	-	18,600	5.45	31,000	9.09	35,650	10.45	1,764	2,520	3,528	12.3	20.8	
	7	7	18	-	32	7,000	7,000	18,000	-	19,200	5.63	32,000	9.38	36,800	10.79	1,806	2,580	3,612	12.4	21.0	
	9	9	15	-	33	8,727	8,727	14,545	-	19,200	5.63	32,000	9.38	36,800	10.79	1,806	2,580	3,612	12.4	21.0	
	9	12	12	-	33	8,727	11,636	11,636	-	19,200	5.63	32,000	9.38	36,800	10.79	1,806	2,580	3,612	12.4	21.0	
	7	9	18	-	34	6,588	8,471	16,941	-	19,200	5.63	32,000	9.38	36,800	10.79	1,806	2,580	3,612	12.4	21.0	
	7	12	15	-	34	6,588	11,294	14,118	-	19,200	5.63	32,000	9.38	36,800	10.79	1,806	2,580	3,612	12.4	21.0	
	9	9	18	-	36	8,000	8,000	16,000	-	19,200	5.63	32,000	9.38	36,800	10.79	1,806	2,580	3,612	12.4	21.0	
	9	12	15	-	36	8,000	10,667	13,333	-	19,200	5.63	32,000	9.38	36,800	10.79	1,806	2,580	3,612	12.4	21.0	
	12	12	12	-	36	10,667	10,667	10,667	-	19,200	5.63	32,000	9.38	36,800	10.79	1,806	2,580	3,612	12.4	21.0	
	7	12	18	-	37	6,054	10,378	15,568	-	19,200	5.63	32,000	9.38	36,800	10.79	1,806	2,580	3,612	12.4	21.0	
	7	15	15	-	37	6,054	12,973	12,973	-	19,200	5.63	32,000	9.38	36,800	10.79	1,806	2,580	3,612	12.4	21.0	
7	7	24	-	38	5,895	5,895	20,211	-	19,200	5.63	32,000	9.38	36,800	10.79	1,806	2,580	3,612	12.4	21.0		
9	12	18	-	39	7,385	9,846	14,769	-	19,200	5.63	32,000	9.38	36,800	10.79	1,806	2,580	3,612	12.4	21.0		
9	15	15	-	39	7,385	12,308	12,308	-	19,200	5.63	32,000	9.38	36,800	10.79	1,806	2,580	3,612	12.4	21.0		
12	12	15	-	39	9,846	9,846	12,308	-	19,200	5.63	32,000	9.38	36,800	10.79	1,806	2,580	3,612	12.4	21.0		
7	9	24	-	40	5,600	7,200	19,200	-	19,200	5.63	32,000	9.38	36,800	10.79	1,806	2,580	3,612	12.4	21.0		
7	15	18	-	40	5,600	12,000	14,400	-	19,200	5.63	32,000	9.38	36,800	10.79	1,806	2,580	3,612	12.4	21.0		
9	9	24	-	42	6,857	6,857	18,286	-	19,200	5.63	32,000	9.38	36,800	10.79	1,806	2,580	3,612	12.4	21.0		
9	15	18	-	42	6,857	11,429	13,714	-	19,200	5.63	32,000	9.38	36,800	10.79	1,806	2,580	3,612	12.4	21.0		

Note:

1. Capacity as rated:
 - 0 ft. above sea level with 25 ft. of refrigerant piping.
 - 0 ft. level difference between outdoor and indoor units.
2. Cooling capacity rating obtained with air entering the indoor unit at 80°F dry bulb (DB) and 67°F wet bulb (WB), and outdoor ambient conditions of 95°F dry bulb (DB) and 75°F wet bulb (WB).
3. Wiring cable size must comply with the applicable local and national codes.
4. The specification may be subject to change without prior notice for purpose of improvement.
5. At least two indoor units must be connected.
6. Combination tables with calculated SEER and HSPF are outside the scope of AHRI 1230 test standard.

FOR PROPER SYSTEM OPERATION:

- At least two operable indoor units must be connected to the outdoor unit.
- Total connected indoor unit nominal capacity must be a minimum 40% and a maximum of 133% of outdoor unit nominal capacity.
- To calculate the connected total indoor unit nominal capacity, simply sum up the nominal capacities of all indoor units.
 - For 24,000 and 36,000 Btu/h high static duct and vertical-horizontal air handling indoor units, a 1.3 multiplier must first be applied before adding to the sum of other smaller indoor units.
 - When high static duct and/or vertical-horizontal air handling indoor units are the **only** connected indoor units, the multiplier is 1.2.

COMBINATION TABLES

LMU36CHV

Table 14: LMU36CHV with Non-Ducted Indoor Units — Rated Cooling Combination Table.

Cooling Capacity																					
No. of Indoor Units	Indoor Unit Combination (kBtu/h)					Room Capacity (Btu/h)				Total Capacity						Input (W)			EER	SEER	
	IDU 1	IDU 2	IDU 3	IDU 4	Total	Unit 1	Unit 2	Unit 3	Unit 4	Minimum		Rated		Maximum		Min.	Rated	Max.			
										Btu/h	kW	Btu/h	kW	Btu/h	kW						
Non-Ducted Indoor Units																					
Three Units	12	12	18	-	42	9,143	9,143	13,714	-	19,200	5.63	32,000	9.38	36,800	10.79	1,806	2,580	3,612	12.4	21.0	
	12	15	15	-	42	9,143	11,429	11,429	-	19,200	5.63	32,000	9.38	36,800	10.79	1,806	2,580	3,612	12.4	21.0	
	7	12	24	-	43	5,209	8,930	17,860	-	19,200	5.63	32,000	9.38	36,800	10.79	1,806	2,580	3,612	12.4	21.0	
	7	18	18	-	43	5,209	13,395	13,395	-	19,200	5.63	32,000	9.38	36,800	10.79	1,806	2,580	3,612	12.4	21.0	
	9	12	24	-	45	6,400	8,533	17,067	-	19,200	5.63	32,000	9.38	36,800	10.79	1,806	2,580	3,612	12.4	21.0	
	9	18	18	-	45	6,400	12,800	12,800	-	19,200	5.63	32,000	9.38	36,800	10.79	1,806	2,580	3,612	12.4	21.0	
	12	15	18	-	45	8,533	10,667	12,800	-	19,200	5.63	32,000	9.38	36,800	10.79	1,806	2,580	3,612	12.4	21.0	
	15	15	15	-	45	10,667	10,667	10,667	-	19,200	5.63	32,000	9.38	36,800	10.79	1,806	2,580	3,612	12.4	21.0	
	7	15	24	-	46	4,870	10,435	16,696	-	19,200	5.63	32,000	9.38	36,800	10.79	1,806	2,580	3,612	12.4	21.0	
	9	15	24	-	48	6,000	10,000	16,000	-	19,200	5.63	32,000	9.38	36,800	10.79	1,806	2,580	3,612	12.4	21.0	
	12	12	24	-	48	8,000	8,000	16,000	-	19,200	5.63	32,000	9.38	36,800	10.79	1,806	2,580	3,612	12.4	21.0	
	12	18	18	-	48	8,000	12,000	12,000	-	19,200	5.63	32,000	9.38	36,800	10.79	1,806	2,580	3,612	12.4	21.0	
	15	15	18	-	48	10,000	10,000	12,000	-	19,200	5.63	32,000	9.38	36,800	10.79	1,806	2,580	3,612	12.4	21.0	
	Four Units	7	7	7	7	28	7,000	7,000	7,000	7,000	16,800	4.92	28,000	8.21	33,600	9.85	1,540	2,200	3,080	12.7	21.5
		7	7	7	9	30	7,000	7,000	7,000	9,000	18,000	5.28	30,000	8.79	36,000	10.55	1,645	2,350	3,290	12.8	21.6
7		7	9	9	32	7,000	7,000	9,000	9,000	19,200	5.63	32,000	9.38	38,400	11.25	1,723	2,461	3,445	13.0	22.0	
7		7	7	12	33	6,788	6,788	6,788	11,636	19,200	5.63	32,000	9.38	38,400	11.25	1,723	2,461	3,445	13.0	22.0	
7		9	9	9	34	6,588	8,471	8,471	8,471	19,200	5.63	32,000	9.38	38,400	11.25	1,723	2,461	3,445	13.0	22.0	
7		7	9	12	35	6,400	6,400	8,229	10,971	19,200	5.63	32,000	9.38	38,400	11.25	1,723	2,461	3,445	13.0	22.0	
7		7	7	15	36	6,222	6,222	6,222	13,333	19,200	5.63	32,000	9.38	38,400	11.25	1,723	2,461	3,445	13.0	22.0	
9		9	9	9	36	8,000	8,000	8,000	8,000	19,200	5.63	32,000	9.38	38,400	11.25	1,723	2,461	3,445	13.0	22.0	
7		9	9	12	37	6,054	7,784	7,784	10,378	19,200	5.63	32,000	9.38	38,400	11.25	1,723	2,461	3,445	13.0	22.0	
7		7	9	15	38	5,895	5,895	7,579	12,632	19,200	5.63	32,000	9.38	38,400	11.25	1,723	2,461	3,445	13.0	22.0	
7		7	12	12	38	5,895	5,895	10,105	10,105	19,200	5.63	32,000	9.38	38,400	11.25	1,723	2,461	3,445	13.0	22.0	
7		7	7	18	39	5,744	5,744	5,744	14,769	19,200	5.63	32,000	9.38	38,400	11.25	1,723	2,461	3,445	13.0	22.0	
9		9	9	12	39	7,385	7,385	7,385	9,846	19,200	5.63	32,000	9.38	38,400	11.25	1,723	2,461	3,445	13.0	22.0	
7		9	9	15	40	5,600	7,200	7,200	12,000	19,200	5.63	32,000	9.38	38,400	11.25	1,723	2,461	3,445	13.0	22.0	
7		9	12	12	40	5,600	7,200	9,600	9,600	19,200	5.63	32,000	9.38	38,400	11.25	1,723	2,461	3,445	13.0	22.0	
7		7	9	18	41	5,463	5,463	7,024	14,049	19,200	5.63	32,000	9.38	38,400	11.25	1,723	2,461	3,445	13.0	22.0	
7		7	12	15	41	5,463	5,463	9,366	11,707	19,200	5.63	32,000	9.38	38,400	11.25	1,723	2,461	3,445	13.0	22.0	
9		9	9	15	42	6,857	6,857	6,857	11,429	19,200	5.63	32,000	9.38	38,400	11.25	1,723	2,461	3,445	13.0	22.0	
9		9	12	12	42	6,857	6,857	9,143	9,143	19,200	5.63	32,000	9.38	38,400	11.25	1,723	2,461	3,445	13.0	22.0	
7		9	9	18	43	5,209	6,698	6,698	13,395	19,200	5.63	32,000	9.38	38,400	11.25	1,723	2,461	3,445	13.0	22.0	
7		9	12	15	43	5,209	6,698	8,930	11,163	19,200	5.63	32,000	9.38	38,400	11.25	1,723	2,461	3,445	13.0	22.0	
7		12	12	12	43	5,209	8,930	8,930	8,930	19,200	5.63	32,000	9.38	38,400	11.25	1,723	2,461	3,445	13.0	22.0	
7		7	12	18	44	5,091	5,091	8,727	13,091	19,200	5.63	32,000	9.38	38,400	11.25	1,723	2,461	3,445	13.0	22.0	
7		7	15	15	44	5,091	5,091	10,909	10,909	19,200	5.63	32,000	9.38	38,400	11.25	1,723	2,461	3,445	13.0	22.0	
7		7	7	24	45	4,978	4,978	4,978	17,067	19,200	5.63	32,000	9.38	38,400	11.25	1,723	2,461	3,445	13.0	22.0	
9		9	9	18	45	6,400	6,400	6,400	12,800	19,200	5.63	32,000	9.38	38,400	11.25	1,723	2,461	3,445	13.0	22.0	
9		9	12	15	45	6,400	6,400	8,533	10,667	19,200	5.63	32,000	9.38	38,400	11.25	1,723	2,461	3,445	13.0	22.0	
9		12	12	12	45	6,400	8,533	8,533	8,533	19,200	5.63	32,000	9.38	38,400	11.25	1,723	2,461	3,445	13.0	22.0	
7		9	12	18	46	4,870	6,261	8,348	12,522	19,200	5.63	32,000	9.38	38,400	11.25	1,723	2,461	3,445	13.0	22.0	
7		9	15	15	46	4,870	6,261	10,435	10,435	19,200	5.63	32,000	9.38	38,400	11.25	1,723	2,461	3,445	13.0	22.0	
7	12	12	15	46	4,870	8,348	8,348	10,435	19,200	5.63	32,000	9.38	38,400	11.25	1,723	2,461	3,445	13.0	22.0		
7	7	9	24	47	4,766	4,766	6,128	16,340	19,200	5.63	32,000	9.38	38,400	11.25	1,723	2,461	3,445	13.0	22.0		
7	7	15	18	47	4,766	4,766	10,213	12,255	19,200	5.63	32,000	9.38	38,400	11.25	1,723	2,461	3,445	13.0	22.0		
9	9	12	18	48	6,000	6,000	8,000	12,000	19,200	5.63	32,000	9.38	38,400	11.25	1,723	2,461	3,445	13.0	22.0		
9	9	15	15	48	6,000	6,000	10,000	10,000	19,200	5.63	32,000	9.38	38,400	11.25	1,723	2,461	3,445	13.0	22.0		
12	12	12	12	48	8,000	8,000	8,000	8,000	19,200	5.63	32,000	9.38	38,400	11.25	1,723	2,461	3,445	13.0	22.0		

Note:

- Capacity as rated:
 - 0 ft. above sea level with 25 ft. of refrigerant piping.
 - 0 ft. level difference between outdoor and indoor units.
- Cooling capacity rating obtained with air entering the indoor unit at 80°F dry bulb (DB) and 67°F wet bulb (WB), and outdoor ambient conditions of 95°F dry bulb (DB) and 75°F wet bulb (WB).
- Wiring cable size must comply with the applicable local and national codes.
- The specification may be subject to change without prior notice for purpose of improvement.
- At least two indoor units must be connected.
- Combination tables with calculated SEER and HSPF are outside the scope of AHRI 1230 test standard.

FOR PROPER SYSTEM OPERATION:

- At least two operable indoor units must be connected to the outdoor unit.
- Total connected indoor unit nominal capacity must be a minimum 40% and a maximum of 133% of outdoor unit nominal capacity.
- To calculate the connected total indoor unit nominal capacity, simply sum up the nominal capacities of all indoor units.
 - For 24,000 and 36,000 Btu/h high static duct and vertical-horizontal air handling indoor units, a 1.3 multiplier must first be applied before adding to the sum of other smaller indoor units.
 - When high static duct and/or vertical-horizontal air handling indoor units are the **only** connected indoor units, the multiplier is 1.2.

COMBINATION TABLES

LMU36CHV

Table 15: LMU36CHV with Ducted Indoor Units – Rated Cooling Combination Table.

Cooling Capacity																				
No. of Indoor Units	Indoor Unit Combination (kBtu/h)					Room Capacity (Btu/h)				Total Capacity						Input (W)			EER	SEER
	IDU 1	IDU 2	IDU 3	IDU 4	Total	Unit 1	Unit 2	Unit 3	Unit 4	Minimum		Rated		Maximum		Min.	Rated	Max.		
										Btu/h	kW	Btu/h	kW	Btu/h	kW					
Ducted Indoor Units																				
Two Units	9	9	-	-	18	7,875	7,875	-	-	9,450	2.8	15,750	4.6	17,483	5.1	1,245	1,779	2,491	8.9	14.6
	9	12	-	-	21	7,875	10,500	-	-	11,025	3.2	18,375	5.4	20,396	6.0	1,426	2,038	2,853	9.0	14.9
	12	12	-	-	24	10,500	10,500	-	-	12,600	3.7	21,000	6.2	23,310	6.8	1,578	2,255	3,157	9.3	15.4
	9	18	-	-	27	7,875	15,750	-	-	14,175	4.2	23,625	6.9	26,224	7.7	1,752	2,503	3,504	9.4	15.6
	12	18	-	-	30	10,500	15,750	-	-	15,750	4.6	26,250	7.7	29,138	8.5	1,904	2,720	3,808	9.6	16.0
	9	24*	-	-	33	7,636	20,364	-	-	16,800	4.9	28,000	8.2	31,080	9.1	1,998	2,855	3,997	9.8	16.2
	18	18	-	-	36	14,000	14,000	-	-	16,800	4.9	28,000	8.2	31,080	9.1	1,998	2,855	3,997	9.8	16.2
Three Units	12	24*	-	-	36	9,333	18,667	-	-	16,800	4.9	28,000	8.2	31,080	9.1	1,998	2,855	3,997	9.8	16.2
	9	9	9	-	27	7,875	7,875	7,875	-	14,175	4.2	23,625	6.9	27,169	8.0	1,665	2,379	3,331	9.9	16.4
	9	9	12	-	30	7,875	7,875	10,500	-	15,750	4.6	26,250	7.7	30,188	8.8	1,781	2,544	3,562	10.3	17.1
	9	12	12	-	33	7,636	10,182	10,182	-	16,800	4.9	28,000	8.2	32,200	9.4	1,868	2,669	3,736	10.5	17.4
	9	9	18	-	36	7,000	7,000	14,000	-	16,800	4.9	28,000	8.2	32,200	9.4	1,868	2,669	3,736	10.5	17.4
	12	12	12	-	36	9,333	9,333	9,333	-	16,800	4.9	28,000	8.2	32,200	9.4	1,868	2,669	3,736	10.5	17.4
	9	12	18	-	39	6,462	8,615	12,923	-	16,800	4.9	28,000	8.2	32,200	9.4	1,868	2,669	3,736	10.5	17.4
	12	12	18	-	42	8,000	8,000	12,000	-	16,800	4.9	28,000	8.2	32,200	9.4	1,868	2,669	3,736	10.5	17.4
Four Units	9	18	18	-	45	5,600	11,200	11,200	-	16,800	4.9	28,000	8.2	32,200	9.4	1,868	2,669	3,736	10.5	17.4
	12	18	18	-	48	7,000	10,500	10,500	-	16,800	4.9	28,000	8.2	32,200	9.4	1,868	2,669	3,736	10.5	17.4
	9	9	9	9	36	7,000	7,000	7,000	7,000	16,800	4.9	28,000	8.2	33,600	9.8	1,782	2,545	3,564	11.0	18.2
	9	9	9	12	39	6,462	6,462	6,462	8,615	16,800	4.9	28,000	8.2	33,600	9.8	1,782	2,545	3,564	11.0	18.2
	9	9	12	12	42	6,000	6,000	8,000	8,000	16,800	4.9	28,000	8.2	33,600	9.8	1,782	2,545	3,564	11.0	18.2
	9	9	9	18	45	5,600	5,600	5,600	11,200	16,800	4.9	28,000	8.2	33,600	9.8	1,782	2,545	3,564	11.0	18.2
	9	12	12	12	45	5,600	7,467	7,467	7,467	16,800	4.9	28,000	8.2	33,600	9.8	1,782	2,545	3,564	11.0	18.2
	9	9	12	18	48	5,250	5,250	7,000	10,500	16,800	4.9	28,000	8.2	33,600	9.8	1,782	2,545	3,564	11.0	18.2
12	12	12	12	48	7,000	7,000	7,000	7,000	16,800	4.9	28,000	8.2	33,600	9.8	1,782	2,545	3,564	11.0	18.2	

Note:

- Capacity as rated:
 - 0 ft. above sea level with 25 ft. of refrigerant piping.
 - 0 ft. level difference between outdoor and indoor units.
- Cooling capacity rating obtained with air entering the indoor unit at 80°F dry bulb (DB) and 67°F wet bulb (WB), and outdoor ambient conditions of 95°F dry bulb (DB) and 75°F wet bulb (WB).
- Wiring cable size must comply with the applicable local and national codes.
- The specification may be subject to change without prior notice for purpose of improvement.
- At least two indoor units must be connected.
- Combination tables with calculated SEER and HSPF are outside the scope of AHRI 1230 test standard.
 - *A 1.3 multiplier is necessary for the calculation of total combination.

FOR PROPER SYSTEM OPERATION:

- At least two operable indoor units must be connected to the outdoor unit.
- Total connected indoor unit nominal capacity must be a minimum 40% and a maximum of 133% of outdoor unit nominal capacity.
- To calculate the connected total indoor unit nominal capacity, simply sum up the nominal capacities of all indoor units.
 - For 24,000 and 36,000 Btu/h high static duct and vertical-horizontal air handling indoor units, a 1.3 multiplier must first be applied before adding to the sum of other smaller indoor units.
 - When high static duct and/or vertical-horizontal air handling indoor units are the **only** connected indoor units, the multiplier is 1.2.

COMBINATION TABLES

LMU36CHV

Table 16: LMU36CHV with Mixed Indoor Units – Rated Cooling Combination Table.

No. of Indoor Units		Cooling Capacity																		EER	SEER
		Indoor Unit Combination (kBtu/h)				Room Capacity (Btu/h)				Total Capacity						Input (W)					
		IDU 1	IDU 2	IDU 3	IDU 4	Total	Unit 1	Unit 2	Unit 3	Unit 4	Minimum		Rated		Maximum		Min.	Rated	Max.		
										Btu/h	kW	Btu/h	kW	Btu/h	kW						
Mixed Indoor Units																					
Two Units	7	9	-	-	16	6,563	8,438	-	-	9,000	2.6	15,000	4.4	16,650	4.9	1,089	1,556	2,179	9.6	16.2	
	9	9	-	-	18	8,438	8,438	-	-	10,125	3.0	16,875	4.9	18,731	5.5	1,225	1,750	2,449	9.6	16.2	
	7	12	-	-	19	6,563	11,250	-	-	10,688	3.1	17,813	5.2	19,772	5.8	1,282	1,831	2,563	9.7	16.3	
	9	12	-	-	21	8,438	11,250	-	-	11,813	3.5	19,688	5.8	21,853	6.4	1,403	2,004	2,805	9.8	16.5	
	9	15	-	-	24	8,438	14,063	-	-	13,500	4.0	22,500	6.6	24,975	7.3	1,552	2,217	3,104	10.1	17.0	
	12	12	-	-	24	11,250	11,250	-	-	13,500	4.0	22,500	6.6	24,975	7.3	1,552	2,217	3,104	10.1	17.0	
	7	18	-	-	25	6,563	16,875	-	-	14,063	4.1	23,438	6.9	26,016	7.6	1,609	2,299	3,218	10.2	17.1	
	9	18	-	-	27	8,438	16,875	-	-	15,188	4.5	25,313	7.4	28,097	8.2	1,723	2,462	3,446	10.3	17.2	
	12	15	-	-	27	11,250	14,063	-	-	15,188	4.5	25,313	7.4	28,097	8.2	1,723	2,462	3,446	10.3	17.2	
	12	18	-	-	30	11,250	16,875	-	-	16,875	4.9	28,125	8.2	31,219	9.1	1,873	2,675	3,745	10.5	17.6	
	7	24	-	-	31	6,563	22,500	-	-	17,438	5.1	29,063	8.5	32,259	9.5	1,915	2,736	3,831	10.6	17.8	
	9	24	-	-	33	8,182	21,818	-	-	18,000	5.3	30,000	8.8	33,300	9.8	1,965	2,807	3,930	10.7	17.9	
	15	18	-	-	33	13,636	16,364	-	-	18,000	5.3	30,000	8.8	33,300	9.8	1,965	2,807	3,930	10.7	17.9	
	18	18	-	-	36	15,000	15,000	-	-	18,000	5.3	30,000	8.8	33,300	9.8	1,965	2,807	3,930	10.7	17.9	
	12	24	-	-	36	10,000	20,000	-	-	18,000	5.3	30,000	8.8	33,300	9.8	1,965	2,807	3,930	10.7	17.9	
	15	24	-	-	39	11,538	18,462	-	-	18,000	5.3	30,000	8.8	33,300	9.8	1,965	2,807	3,930	10.7	17.9	
	18	24*	-	-	42	12,857	17,143	-	-	18,000	5.3	30,000	8.8	33,300	9.8	1,965	2,807	3,930	10.7	17.9	
	24*	24*	-	-	48	15,000	15,000	-	-	18,000	5.3	30,000	8.8	33,300	9.8	1,965	2,807	3,930	10.7	17.9	
Three Units	7	7	9	-	23	6,563	6,563	8,438	-	12,938	3.8	21,563	6.3	24,797	7.3	1,467	2,095	2,933	10.3	17.3	
	7	9	9	-	25	6,563	8,438	8,438	-	14,063	4.1	23,438	6.9	26,953	7.9	1,581	2,258	3,161	10.4	17.4	
	7	7	12	-	26	6,563	6,563	11,250	-	14,625	4.3	24,375	7.1	28,031	8.2	1,609	2,299	3,218	10.6	17.8	
	9	9	9	-	27	8,438	8,438	8,438	-	15,188	4.5	25,313	7.4	29,109	8.5	1,638	2,339	3,275	10.8	18.1	
	7	9	12	-	28	6,563	8,438	11,250	-	15,750	4.6	26,250	7.7	30,188	8.8	1,673	2,390	3,346	11.0	18.4	
	9	9	12	-	30	8,438	8,438	11,250	-	16,875	4.9	28,125	8.2	32,344	9.5	1,752	2,502	3,503	11.2	18.9	
	7	9	15	-	31	6,563	8,438	14,063	-	17,438	5.1	29,063	8.5	33,422	9.8	1,794	2,563	3,589	11.3	19.0	
	7	12	12	-	31	6,563	11,250	11,250	-	17,438	5.1	29,063	8.5	33,422	9.8	1,794	2,563	3,589	11.3	19.0	
	7	7	18	-	32	6,563	6,563	16,875	-	18,000	5.3	30,000	8.8	34,500	10.1	1,837	2,624	3,674	11.4	19.2	
	9	9	15	-	33	8,182	8,182	13,636	-	18,000	5.3	30,000	8.8	34,500	10.1	1,837	2,624	3,674	11.4	19.2	
	9	12	12	-	33	8,182	10,909	10,909	-	18,000	5.3	30,000	8.8	34,500	10.1	1,837	2,624	3,674	11.4	19.2	
	7	9	18	-	34	6,176	7,941	15,882	-	18,000	5.3	30,000	8.8	34,500	10.1	1,837	2,624	3,674	11.4	19.2	
	7	12	15	-	34	6,176	10,588	13,235	-	18,000	5.3	30,000	8.8	34,500	10.1	1,837	2,624	3,674	11.4	19.2	
	9	9	18	-	36	7,500	7,500	15,000	-	18,000	5.3	30,000	8.8	34,500	10.1	1,837	2,624	3,674	11.4	19.2	
	9	12	15	-	36	7,500	10,000	12,500	-	18,000	5.3	30,000	8.8	34,500	10.1	1,837	2,624	3,674	11.4	19.2	
	12	12	12	-	36	10,000	10,000	10,000	-	18,000	5.3	30,000	8.8	34,500	10.1	1,837	2,624	3,674	11.4	19.2	
	7	12	18	-	37	5,676	9,730	14,595	-	18,000	5.3	30,000	8.8	34,500	10.1	1,837	2,624	3,674	11.4	19.2	
	7	7	24	-	38	5,526	5,526	18,947	-	18,000	5.3	30,000	8.8	34,500	10.1	1,837	2,624	3,674	11.4	19.2	
	9	12	18	-	39	6,923	9,231	13,846	-	18,000	5.3	30,000	8.8	34,500	10.1	1,837	2,624	3,674	11.4	19.2	
	9	15	15	-	39	6,923	11,538	11,538	-	18,000	5.3	30,000	8.8	34,500	10.1	1,837	2,624	3,674	11.4	19.2	
	12	12	15	-	39	9,231	9,231	11,538	-	18,000	5.3	30,000	8.8	34,500	10.1	1,837	2,624	3,674	11.4	19.2	
	7	9	24	-	40	5,250	6,750	18,000	-	18,000	5.3	30,000	8.8	34,500	10.1	1,837	2,624	3,674	11.4	19.2	
	7	15	18	-	40	5,250	11,250	13,500	-	18,000	5.3	30,000	8.8	34,500	10.1	1,837	2,624	3,674	11.4	19.2	
	9	9	24*	-	42	6,429	6,429	17,143	-	18,000	5.3	30,000	8.8	34,500	10.1	1,837	2,624	3,674	11.4	19.2	
	9	15	18	-	42	6,429	10,714	12,857	-	18,000	5.3	30,000	8.8	34,500	10.1	1,837	2,624	3,674	11.4	19.2	
	12	12	18	-	42	8,571	8,571	12,857	-	18,000	5.3	30,000	8.8	34,500	10.1	1,837	2,624	3,674	11.4	19.2	
	12	15	15	-	42	8,571	10,714	10,714	-	18,000	5.3	30,000	8.8	34,500	10.1	1,837	2,624	3,674	11.4	19.2	
7	12	24*	-	43	4,884	8,372	16,744	-	18,000	5.3	30,000	8.8	34,500	10.1	1,837	2,624	3,674	11.4	19.2		
7	18	18	-	43	4,884	12,558	12,558	-	18,000	5.3	30,000	8.8	34,500	10.1	1,837	2,624	3,674	11.4	19.2		
9	12	24*	-	45	6,000	8,000	16,000	-	18,000	5.3	30,000	8.8	34,500	10.1	1,837	2,624	3,674	11.4	19.2		
9	18	18	-	45	6,000	12,000	12,000	-	18,000	5.3	30,000	8.8	34,500	10.1	1,837	2,624	3,674	11.4	19.2		

Note:

- Capacity as rated:
 - 0 ft. above sea level with 25 ft. of refrigerant piping.
 - 0 ft. level difference between outdoor and indoor units.
- Cooling capacity rating obtained with air entering the indoor unit at 80°F dry bulb (DB) and 67°F wet bulb (WB), and outdoor ambient conditions of 95°F dry bulb (DB) and 75°F wet bulb (WB).
- Wiring cable size must comply with the applicable local and national codes.
- The specification may be subject to change without prior notice for purpose of improvement.
- At least two indoor units must be connected.
- Combination tables with calculated SEER and HSPF are outside the scope of AHRI 1230 test standard.
 - *The indoor unit must be a non-ducted type.

FOR PROPER SYSTEM OPERATION:

1. At least two operable indoor units must be connected to the outdoor unit.
2. Total connected indoor unit nominal capacity must be a minimum 40% and a maximum of 133% of outdoor unit nominal capacity.
3. To calculate the connected total indoor unit nominal capacity, simply sum up the nominal capacities of all indoor units.
 - For 24,000 and 36,000 Btu/h high static duct and vertical-horizontal air handling indoor units, a 1.3 multiplier must first be applied before adding to the sum of other smaller indoor units.
 - When high static duct and/or vertical-horizontal air handling indoor units are the **only** connected indoor units, the multiplier is 1.2.

COMBINATION TABLES

LMU36CHV

Table 17: LMU36CHV with Mixed Indoor Units – Rated Cooling Combination Table.

No. of Indoor Units		Cooling Capacity																			EER	SEER							
		Indoor Unit Combination (kBtu/h)					Room Capacity (Btu/h)				Total Capacity						Input (W)												
		IDU 1	IDU 2	IDU 3	IDU 4	Total	Unit 1	Unit 2	Unit 3	Unit 4	Minimum		Rated		Maximum		Min.	Rated	Max.										
Mixed Indoor Units																				Btu/h	kW	Btu/h	kW	Btu/h	kW				
Three Units	12	15	18	-	45	8,000	10,000	12,000	-	18,000	5.3	30,000	8.8	34,500	10.1	1,837	2,624	3,674	11.4	19.2									
	7	15	24*	-	46	4,565	9,783	15,652	-	18,000	5.3	30,000	8.8	34,500	10.1	1,837	2,624	3,674	11.4	19.2									
	9	15	24*	-	48	5,625	9,375	15,000	-	18,000	5.3	30,000	8.8	34,500	10.1	1,837	2,624	3,674	11.4	19.2									
	12	12	24*	-	48	7,500	7,500	15,000	-	18,000	5.3	30,000	8.8	34,500	10.1	1,837	2,624	3,674	11.4	19.2									
	12	18	18	-	48	7,500	11,250	11,250	-	18,000	5.3	30,000	8.8	34,500	10.1	1,837	2,624	3,674	11.4	19.2									
	15	15	18	-	48	9,375	9,375	11,250	-	18,000	5.3	30,000	8.8	34,500	10.1	1,837	2,624	3,674	11.4	19.2									
Four Units	7	7	7	9	30	6,563	6,563	6,563	8,438	16,875	4.9	28,125	8.2	33,750	9.9	1,673	2,390	3,346	11.8	19.7									
	7	7	9	9	32	6,563	6,563	8,438	8,438	18,000	5.3	30,000	8.8	36,000	10.6	1,752	2,503	3,505	12.0	20.1									
	7	7	7	12	33	6,364	6,364	6,364	10,909	18,000	5.3	30,000	8.8	36,000	10.6	1,752	2,503	3,505	12.0	20.1									
	7	9	9	9	34	6,176	7,941	7,941	7,941	18,000	5.3	30,000	8.8	36,000	10.6	1,752	2,503	3,505	12.0	20.1									
	7	7	9	12	35	6,000	6,000	7,714	10,286	18,000	5.3	30,000	8.8	36,000	10.6	1,752	2,503	3,505	12.0	20.1									
	9	9	9	9	36	7,500	7,500	7,500	7,500	18,000	5.3	30,000	8.8	36,000	10.6	1,752	2,503	3,505	12.0	20.1									
	7	9	9	12	37	5,676	7,297	7,297	9,730	18,000	5.3	30,000	8.8	36,000	10.6	1,752	2,503	3,505	12.0	20.1									
	7	7	9	15	38	5,526	5,526	7,105	11,842	18,000	5.3	30,000	8.8	36,000	10.6	1,752	2,503	3,505	12.0	20.1									
	7	7	12	12	38	5,526	5,526	9,474	9,474	18,000	5.3	30,000	8.8	36,000	10.6	1,752	2,503	3,505	12.0	20.1									
	7	7	7	18	39	5,385	5,385	5,385	13,846	18,000	5.3	30,000	8.8	36,000	10.6	1,752	2,503	3,505	12.0	20.1									
	9	9	9	12	39	6,923	6,923	6,923	9,231	18,000	5.3	30,000	8.8	36,000	10.6	1,752	2,503	3,505	12.0	20.1									
	7	9	9	15	40	5,250	6,750	6,750	11,250	18,000	5.3	30,000	8.8	36,000	10.6	1,752	2,503	3,505	12.0	20.1									
	7	9	12	12	40	5,250	6,750	9,000	9,000	18,000	5.3	30,000	8.8	36,000	10.6	1,752	2,503	3,505	12.0	20.1									
	7	7	9	18	41	5,122	5,122	6,585	13,171	18,000	5.3	30,000	8.8	36,000	10.6	1,752	2,503	3,505	12.0	20.1									
	7	7	12	15	41	5,122	5,122	8,780	10,976	18,000	5.3	30,000	8.8	36,000	10.6	1,752	2,503	3,505	12.0	20.1									
	9	9	9	15	42	6,429	6,429	6,429	10,714	18,000	5.3	30,000	8.8	36,000	10.6	1,752	2,503	3,505	12.0	20.1									
	9	9	12	12	42	6,429	6,429	8,571	8,571	18,000	5.3	30,000	8.8	36,000	10.6	1,752	2,503	3,505	12.0	20.1									
	7	9	9	18	43	4,884	6,279	6,279	12,558	18,000	5.3	30,000	8.8	36,000	10.6	1,752	2,503	3,505	12.0	20.1									
	7	9	12	15	43	4,884	6,279	8,372	10,465	18,000	5.3	30,000	8.8	36,000	10.6	1,752	2,503	3,505	12.0	20.1									
	7	12	12	12	43	4,884	8,372	8,372	8,372	18,000	5.3	30,000	8.8	36,000	10.6	1,752	2,503	3,505	12.0	20.1									
	7	7	12	18	44	4,773	4,773	8,182	12,273	18,000	5.3	30,000	8.8	36,000	10.6	1,752	2,503	3,505	12.0	20.1									
	7	7	7	24*	45	4,667	4,667	4,667	16,000	18,000	5.3	30,000	8.8	36,000	10.6	1,752	2,503	3,505	12.0	20.1									
	9	9	9	18	45	6,000	6,000	6,000	12,000	18,000	5.3	30,000	8.8	36,000	10.6	1,752	2,503	3,505	12.0	20.1									
	9	9	12	15	45	6,000	6,000	8,000	10,000	18,000	5.3	30,000	8.8	36,000	10.6	1,752	2,503	3,505	12.0	20.1									
	9	12	12	12	45	6,000	8,000	8,000	8,000	18,000	5.3	30,000	8.8	36,000	10.6	1,752	2,503	3,505	12.0	20.1									
	7	9	12	18	46	4,565	5,870	7,826	11,739	18,000	5.3	30,000	8.8	36,000	10.6	1,752	2,503	3,505	12.0	20.1									
	7	9	15	15	46	4,565	5,870	9,783	9,783	18,000	5.3	30,000	8.8	36,000	10.6	1,752	2,503	3,505	12.0	20.1									
7	12	12	15	46	4,565	7,826	7,826	9,783	18,000	5.3	30,000	8.8	36,000	10.6	1,752	2,503	3,505	12.0	20.1										
7	7	9	24*	47	4,468	4,468	5,745	15,319	18,000	5.3	30,000	8.8	36,000	10.6	1,752	2,503	3,505	12.0	20.1										
7	7	15	18	47	4,468	4,468	9,574	11,489	18,000	5.3	30,000	8.8	36,000	10.6	1,752	2,503	3,505	12.0	20.1										
9	9	12	18	48	5,625	5,625	7,500	11,250	18,000	5.3	30,000	8.8	36,000	10.6	1,752	2,503	3,505	12.0	20.1										
9	9	15	15	48	5,625	5,625	9,375	9,375	18,000	5.3	30,000	8.8	36,000	10.6	1,752	2,503	3,505	12.0	20.1										
12	12	12	12	48	7,500	7,500	7,500	7,500	18,000	5.3	30,000	8.8	36,000	10.6	1,752	2,503	3,505	12.0	20.1										

Note:

1. Capacity as rated:
 - 0 ft. above sea level with 25 ft. of refrigerant piping.
 - 0 ft. level difference between outdoor and indoor units.
2. Cooling capacity rating obtained with air entering the indoor unit at 80°F dry bulb (DB) and 67°F wet bulb (WB), and outdoor ambient conditions of 95°F dry bulb (DB) and 75°F wet bulb (WB).
3. Wiring cable size must comply with the applicable local and national codes.
4. The specification may be subject to change without prior notice for purpose of improvement.
5. At least two indoor units must be connected.
6. Combination tables with calculated SEER and HSPF are outside the scope of AHRI 1230 test standard.
 - *The indoor unit must be a non-ducted type.

COMBINATION TABLES

LMU36CHV

Table 18: LMU36CHV with Non-Ducted Indoor Units – Rated Heating Combination Table.

Heating Capacity																				
No. of Indoor Units	Indoor Unit Combination (kBtu/h)					Room Capacity (Btu/h)				Total Capacity						Input (W)			COP	HSPF
	IDU 1	IDU 2	IDU 3	IDU 4	Total	Unit 1	Unit 2	Unit 3	Unit 4	Minimum		Rated		Maximum		Min.	Rated	Max.		
										Btu/h	kW	Btu/h	kW	Btu/h	kW					
Non-Ducted Indoor Units																				
Two Units	7	7	-	-	14	7,700	7,700	-	-	9,240	2.71	15,400	4.51	16,940	4.96	1,127	1,610	2,254	2.8	7.3
	7	9	-	-	16	7,700	9,900	-	-	10,560	3.09	17,600	5.16	19,360	5.67	1,246	1,780	2,492	2.9	7.5
	9	9	-	-	18	9,900	9,900	-	-	11,880	3.48	19,800	5.80	21,780	6.38	1,379	1,970	2,758	2.9	7.6
	7	12	-	-	19	7,700	13,200	-	-	12,540	3.68	20,900	6.13	22,990	6.74	1,435	2,050	2,870	3.0	7.8
	9	12	-	-	21	9,900	13,200	-	-	13,860	4.06	23,100	6.77	25,410	7.45	1,554	2,220	3,108	3.0	7.9
	7	15	-	-	22	7,700	16,500	-	-	14,520	4.26	24,200	7.09	26,620	7.80	1,603	2,290	3,206	3.1	8.0
	9	15	-	-	24	9,900	16,500	-	-	15,840	4.64	26,400	7.74	29,040	8.51	1,701	2,430	3,402	3.2	8.3
	12	12	-	-	24	13,200	13,200	-	-	15,840	4.64	26,400	7.74	29,040	8.51	1,701	2,430	3,402	3.2	8.3
	7	18	-	-	25	7,700	19,800	-	-	16,500	4.84	27,500	8.06	30,250	8.87	1,757	2,510	3,514	3.2	8.3
	9	18	-	-	27	9,900	19,800	-	-	17,820	5.22	29,700	8.70	32,670	9.58	1,869	2,670	3,738	3.3	8.5
	12	15	-	-	27	13,200	16,500	-	-	17,820	5.22	29,700	8.70	32,670	9.58	1,869	2,670	3,738	3.3	8.5
	12	18	-	-	30	13,200	19,800	-	-	19,800	5.80	33,000	9.67	36,300	10.64	2,016	2,880	4,032	3.4	8.7
	15	15	-	-	30	16,500	16,500	-	-	19,800	5.80	33,000	9.67	36,300	10.64	2,016	2,880	4,032	3.4	8.7
	7	24	-	-	31	7,700	26,400	-	-	20,460	6.00	34,100	9.99	37,510	10.99	2,058	2,940	4,116	3.4	8.8
	9	24	-	-	33	9,818	26,182	-	-	21,600	6.33	36,000	10.55	39,600	11.61	2,107	3,010	4,214	3.5	9.1
	15	18	-	-	33	16,364	19,636	-	-	21,600	6.33	36,000	10.55	39,600	11.61	2,107	3,010	4,214	3.5	9.1
	18	18	-	-	36	18,000	18,000	-	-	21,600	6.33	36,000	10.55	39,600	11.61	2,107	3,010	4,214	3.5	9.1
	12	24	-	-	36	12,000	24,000	-	-	21,600	6.33	36,000	10.55	39,600	11.61	2,107	3,010	4,214	3.5	9.1
15	24	-	-	39	13,846	22,154	-	-	21,600	6.33	36,000	10.55	39,600	11.61	2,107	3,010	4,214	3.5	9.1	
18	24	-	-	42	15,429	20,571	-	-	21,600	6.33	36,000	10.55	39,600	11.61	2,107	3,010	4,214	3.5	9.1	
24	24	-	-	48	18,000	18,000	-	-	21,600	6.33	36,000	10.55	39,600	11.61	2,107	3,010	4,214	3.5	9.1	
Three Units	7	7	7	-	21	7,700	7,700	7,700	-	13,860	4.06	23,100	6.77	26,565	7.79	1,512	2,160	3,024	3.1	8.1
	7	7	9	-	23	7,700	7,700	9,900	-	15,180	4.45	25,300	7.42	29,095	8.53	1,617	2,310	3,234	3.2	8.3
	7	9	9	-	25	7,700	9,900	9,900	-	16,500	4.84	27,500	8.06	31,625	9.27	1,729	2,470	3,458	3.3	8.5
	7	7	12	-	26	7,700	7,700	13,200	-	17,160	5.03	28,600	8.38	32,890	9.64	1,757	2,510	3,514	3.3	8.7
	9	9	9	-	27	9,900	9,900	9,900	-	17,820	5.22	29,700	8.70	34,155	10.01	1,785	2,550	3,570	3.4	8.9
	7	9	12	-	28	7,700	9,900	13,200	-	18,480	5.42	30,800	9.03	35,420	10.38	1,820	2,600	3,640	3.5	9.0
	7	7	15	-	29	7,700	7,700	16,500	-	19,140	5.61	31,900	9.35	36,685	10.75	1,855	2,650	3,710	3.5	9.2
	9	9	12	-	30	9,900	9,900	13,200	-	19,800	5.80	33,000	9.67	37,950	11.12	1,897	2,710	3,794	3.6	9.3
	7	9	15	-	31	7,700	9,900	16,500	-	20,460	6.00	34,100	9.99	39,215	11.49	1,939	2,770	3,878	3.6	9.4
	7	12	12	-	31	7,700	13,200	13,200	-	20,460	6.00	34,100	9.99	39,215	11.49	1,939	2,770	3,878	3.6	9.4
	7	7	18	-	32	7,700	7,700	19,800	-	21,120	6.19	35,200	10.32	40,480	11.86	1,981	2,830	3,962	3.6	9.5
	9	9	15	-	33	9,818	9,818	16,364	-	21,600	6.33	36,000	10.55	41,400	12.13	1,981	2,830	3,962	3.7	9.7
	9	12	12	-	33	9,818	13,091	13,091	-	21,600	6.33	36,000	10.55	41,400	12.13	1,981	2,830	3,962	3.7	9.7
	7	9	18	-	34	7,412	9,529	19,059	-	21,600	6.33	36,000	10.55	41,400	12.13	1,981	2,830	3,962	3.7	9.7
	7	12	15	-	34	7,412	12,706	15,882	-	21,600	6.33	36,000	10.55	41,400	12.13	1,981	2,830	3,962	3.7	9.7
	9	9	18	-	36	9,000	9,000	18,000	-	21,600	6.33	36,000	10.55	41,400	12.13	1,981	2,830	3,962	3.7	9.7
	9	12	15	-	36	9,000	12,000	15,000	-	21,600	6.33	36,000	10.55	41,400	12.13	1,981	2,830	3,962	3.7	9.7
	12	12	12	-	36	12,000	12,000	12,000	-	21,600	6.33	36,000	10.55	41,400	12.13	1,981	2,830	3,962	3.7	9.7
	7	12	18	-	37	6,811	11,676	17,514	-	21,600	6.33	36,000	10.55	41,400	12.13	1,981	2,830	3,962	3.7	9.7
	7	15	15	-	37	6,811	14,595	14,595	-	21,600	6.33	36,000	10.55	41,400	12.13	1,981	2,830	3,962	3.7	9.7
	7	7	24	-	38	6,632	6,632	22,737	-	21,600	6.33	36,000	10.55	41,400	12.13	1,981	2,830	3,962	3.7	9.7
	9	12	18	-	39	8,308	11,077	16,615	-	21,600	6.33	36,000	10.55	41,400	12.13	1,981	2,830	3,962	3.7	9.7
	9	15	15	-	39	8,308	13,846	13,846	-	21,600	6.33	36,000	10.55	41,400	12.13	1,981	2,830	3,962	3.7	9.7
	12	12	15	-	39	11,077	11,077	13,846	-	21,600	6.33	36,000	10.55	41,400	12.13	1,981	2,830	3,962	3.7	9.7
7	9	24	-	40	6,300	8,100	21,600	-	21,600	6.33	36,000	10.55	41,400	12.13	1,981	2,830	3,962	3.7	9.7	
7	15	18	-	40	6,300	13,500	16,200	-	21,600	6.33	36,000	10.55	41,400	12.13	1,981	2,830	3,962	3.7	9.7	
9	9	24	-	42	7,714	7,714	20,571	-	21,600	6.33	36,000	10.55	41,400	12.13	1,981	2,830	3,962	3.7	9.7	
9	15	18	-	42	7,714	12,857	15,429	-	21,600	6.33	36,000	10.55	41,400	12.13	1,981	2,830	3,962	3.7	9.7	

Note:

- Capacity as rated. 0 ft. above sea level with 25 ft. of refrigerant piping. 0 ft. level difference between outdoor and indoor units.
- Heating capacity rating obtained with air entering the indoor unit at 70°F dry bulb (DB) and 60°F wet bulb (WB), and outdoor ambient conditions of 47°F dry bulb (DB) and 43°F wet bulb (WB).

- Wiring cable size must comply with the applicable local and national codes.
- The specification may be subject to change without prior notice for purpose of improvement.
- At least two indoor units must be connected.
- Combination tables with calculated SEER and HSPF are outside the scope of AHRI 1230 test standard.

FOR PROPER SYSTEM OPERATION:

- At least two operable indoor units must be connected to the outdoor unit.
- Total connected indoor unit nominal capacity must be a minimum 40% and a maximum of 133% of outdoor unit nominal capacity.
- To calculate the connected total indoor unit nominal capacity, simply sum up the nominal capacities of all indoor units.
 - For 24,000 and 36,000 Btu/h high static duct and vertical-horizontal air handling indoor units, a 1.3 multiplier must first be applied before adding to the sum of other smaller indoor units.
 - When high static duct and/or vertical-horizontal air handling indoor units are the **only** connected indoor units, the multiplier is 1.2.

COMBINATION TABLES

LMU36CHV

Table 19: LMU36CHV with Non-Ducted Indoor Units – Rated Heating Combination Table.

Heating Capacity																					
No. of Indoor Units	Indoor Unit Combination (kBtu/h)					Room Capacity (Btu/h)				Total Capacity						Input (W)			COP	HSPF	
	IDU 1	IDU 2	IDU 3	IDU 4	Total	Unit 1	Unit 2	Unit 3	Unit 4	Minimum		Rated		Maximum		Min.	Rated	Max.			
										Btu/h	kW	Btu/h	kW	Btu/h	kW						
Non-Ducted Indoor Units																					
Three Units	12	12	18	-	42	10,286	10,286	15,429	-	21,600	6.33	36,000	10.55	41,400	12.13	1,981	2,830	3,962	3.7	9.7	
	12	15	15	-	42	10,286	12,857	12,857	-	21,600	6.33	36,000	10.55	41,400	12.13	1,981	2,830	3,962	3.7	9.7	
	7	12	24	-	43	5,860	10,047	20,093	-	21,600	6.33	36,000	10.55	41,400	12.13	1,981	2,830	3,962	3.7	9.7	
	7	18	18	-	43	5,860	15,070	15,070	-	21,600	6.33	36,000	10.55	41,400	12.13	1,981	2,830	3,962	3.7	9.7	
	9	12	24	-	45	7,200	9,600	19,200	-	21,600	6.33	36,000	10.55	41,400	12.13	1,981	2,830	3,962	3.7	9.7	
	9	18	18	-	45	7,200	14,400	14,400	-	21,600	6.33	36,000	10.55	41,400	12.13	1,981	2,830	3,962	3.7	9.7	
	12	15	18	-	45	9,600	12,000	14,400	-	21,600	6.33	36,000	10.55	41,400	12.13	1,981	2,830	3,962	3.7	9.7	
	15	15	15	-	45	12,000	12,000	12,000	-	21,600	6.33	36,000	10.55	41,400	12.13	1,981	2,830	3,962	3.7	9.7	
	7	15	24	-	46	5,478	11,739	18,783	-	21,600	6.33	36,000	10.55	41,400	12.13	1,981	2,830	3,962	3.7	9.7	
	9	15	24	-	48	6,750	11,250	18,000	-	21,600	6.33	36,000	10.55	41,400	12.13	1,981	2,830	3,962	3.7	9.7	
	12	12	24	-	48	9,000	9,000	18,000	-	21,600	6.33	36,000	10.55	41,400	12.13	1,981	2,830	3,962	3.7	9.7	
	12	18	18	-	48	9,000	13,500	13,500	-	21,600	6.33	36,000	10.55	41,400	12.13	1,981	2,830	3,962	3.7	9.7	
	15	15	18	-	48	11,250	11,250	13,500	-	21,600	6.33	36,000	10.55	41,400	12.13	1,981	2,830	3,962	3.7	9.7	
	Four Units	7	7	7	7	28	7,700	7,700	7,700	7,700	18,480	5.42	30,800	9.03	36,960	10.83	1,827	2,610	3,654	3.5	9.0
		7	7	7	9	30	7,700	7,700	7,700	9,900	19,800	5.80	33,000	9.67	39,600	11.61	1,883	2,690	3,766	3.6	9.3
7		7	9	9	32	7,700	7,700	9,900	9,900	21,120	6.19	35,200	10.32	41,600	12.19	1,918	2,740	3,836	3.8	9.8	
7		7	7	12	33	7,636	7,636	7,636	13,091	21,600	6.33	36,000	10.55	41,600	12.19	1,918	2,740	3,836	3.9	10.0	
7		9	9	9	34	7,412	9,529	9,529	9,529	21,600	6.33	36,000	10.55	41,600	12.19	1,918	2,740	3,836	3.9	10.0	
7		7	9	12	35	7,200	7,200	9,257	12,343	21,600	6.33	36,000	10.55	41,600	12.19	1,918	2,740	3,836	3.9	10.0	
7		7	7	15	36	7,000	7,000	7,000	15,000	21,600	6.33	36,000	10.55	41,600	12.19	1,918	2,740	3,836	3.9	10.0	
9		9	9	9	36	9,000	9,000	9,000	9,000	21,600	6.33	36,000	10.55	41,600	12.19	1,918	2,740	3,836	3.9	10.0	
7		9	9	12	37	6,811	8,757	8,757	11,676	21,600	6.33	36,000	10.55	41,600	12.19	1,918	2,740	3,836	3.9	10.0	
7		7	9	15	38	6,632	6,632	8,526	14,211	21,600	6.33	36,000	10.55	41,600	12.19	1,918	2,740	3,836	3.9	10.0	
7		7	12	12	38	6,632	6,632	11,368	11,368	21,600	6.33	36,000	10.55	41,600	12.19	1,918	2,740	3,836	3.9	10.0	
7		7	7	18	39	6,462	6,462	6,462	16,615	21,600	6.33	36,000	10.55	41,600	12.19	1,918	2,740	3,836	3.9	10.0	
9		9	9	12	39	8,308	8,308	8,308	11,077	21,600	6.33	36,000	10.55	41,600	12.19	1,918	2,740	3,836	3.9	10.0	
7		9	9	15	40	6,300	8,100	8,100	13,500	21,600	6.33	36,000	10.55	41,600	12.19	1,918	2,740	3,836	3.9	10.0	
7		9	12	12	40	6,300	8,100	10,800	10,800	21,600	6.33	36,000	10.55	41,600	12.19	1,918	2,740	3,836	3.9	10.0	
7		7	9	18	41	6,146	6,146	7,902	15,805	21,600	6.33	36,000	10.55	41,600	12.19	1,918	2,740	3,836	3.9	10.0	
7		7	12	15	41	6,146	6,146	10,537	13,171	21,600	6.33	36,000	10.55	41,600	12.19	1,918	2,740	3,836	3.9	10.0	
9		9	9	15	42	7,714	7,714	7,714	12,857	21,600	6.33	36,000	10.55	41,600	12.19	1,918	2,740	3,836	3.9	10.0	
9		9	12	12	42	7,714	7,714	10,286	10,286	21,600	6.33	36,000	10.55	41,600	12.19	1,918	2,740	3,836	3.9	10.0	
7		9	9	18	43	5,860	7,535	7,535	15,070	21,600	6.33	36,000	10.55	41,600	12.19	1,918	2,740	3,836	3.9	10.0	
7		9	12	15	43	5,860	7,535	10,047	12,558	21,600	6.33	36,000	10.55	41,600	12.19	1,918	2,740	3,836	3.9	10.0	
7		12	12	12	43	5,860	10,047	10,047	10,047	21,600	6.33	36,000	10.55	41,600	12.19	1,918	2,740	3,836	3.9	10.0	
7		7	12	18	44	5,727	5,727	9,818	14,727	21,600	6.33	36,000	10.55	41,600	12.19	1,918	2,740	3,836	3.9	10.0	
7		7	15	15	44	5,727	5,727	12,273	12,273	21,600	6.33	36,000	10.55	41,600	12.19	1,918	2,740	3,836	3.9	10.0	
7		7	7	24	45	5,600	5,600	5,600	19,200	21,600	6.33	36,000	10.55	41,600	12.19	1,918	2,740	3,836	3.9	10.0	
9		9	9	18	45	7,200	7,200	7,200	14,400	21,600	6.33	36,000	10.55	41,600	12.19	1,918	2,740	3,836	3.9	10.0	
9		9	12	15	45	7,200	7,200	9,600	12,000	21,600	6.33	36,000	10.55	41,600	12.19	1,918	2,740	3,836	3.9	10.0	
9		12	12	12	45	7,200	9,600	9,600	9,600	21,600	6.33	36,000	10.55	41,600	12.19	1,918	2,740	3,836	3.9	10.0	
7		9	12	18	46	5,478	7,043	9,391	14,087	21,600	6.33	36,000	10.55	41,600	12.19	1,918	2,740	3,836	3.9	10.0	
7		9	15	15	46	5,478	7,043	11,739	11,739	21,600	6.33	36,000	10.55	41,600	12.19	1,918	2,740	3,836	3.9	10.0	
7	12	12	15	46	5,478	9,391	9,391	11,739	21,600	6.33	36,000	10.55	41,600	12.19	1,918	2,740	3,836	3.9	10.0		
7	7	9	24	47	5,362	5,362	6,894	18,383	21,600	6.33	36,000	10.55	41,600	12.19	1,918	2,740	3,836	3.9	10.0		
7	7	15	18	47	5,362	5,362	11,489	13,787	21,600	6.33	36,000	10.55	41,600	12.19	1,918	2,740	3,836	3.9	10.0		
9	9	12	18	48	6,750	6,750	9,000	13,500	21,600	6.33	36,000	10.55	41,600	12.19	1,918	2,740	3,836	3.9	10.0		
9	9	15	15	48	6,750	6,750	11,250	11,250	21,600	6.33	36,000	10.55	41,600	12.19	1,918	2,740	3,836	3.9	10.0		
12	12	12	12	48	9,000	9,000	9,000	9,000	21,600	6.33	36,000	10.55	41,600	12.19	1,918	2,740	3,836	3.9	10.0		

Note:

- Capacity as rated:
 - 0 ft. above sea level with 25 ft. of refrigerant piping.
 - 0 ft. level difference between outdoor and indoor units.
- Heating capacity rating obtained with air entering the indoor unit at: 70°F dry bulb (DB) and 60°F wet bulb (WB), and outdoor ambient conditions of 47°F dry bulb (DB) and 43°F wet bulb (WB).
- Wiring cable size must comply with the applicable local and national codes.
- The specification may be subject to change without prior notice for purpose of improvement.
- At least two indoor units must be connected.
- Combination tables with calculated SEER and HSPF are outside the scope of AHRI 1230 test standard.

FOR PROPER SYSTEM OPERATION:

- At least two operable indoor units must be connected to the outdoor unit.
- Total connected indoor unit nominal capacity must be a minimum 40% and a maximum of 133% of outdoor unit nominal capacity.
- To calculate the connected total indoor unit nominal capacity, simply sum up the nominal capacities of all indoor units.
 - For 24,000 and 36,000 Btu/h high static duct and vertical-horizontal air handling indoor units, a 1.3 multiplier must first be applied before adding to the sum of other smaller indoor units.
 - When high static duct and/or vertical-horizontal air handling indoor units are the **only** connected indoor units, the multiplier is 1.2.

COMBINATION TABLES

LMU36CHV

Table 20: LMU36CHV with Ducted Indoor Units – Rated Heating Combination Table.

Heating Capacity																				
No. of Indoor Units	Indoor Unit Combination (kBtu/h)					Room Capacity (Btu/h)				Total Capacity						Input (W)			COP	HSPF
	IDU 1	IDU 2	IDU 3	IDU 4	Total	Unit 1	Unit 2	Unit 3	Unit 4	Minimum Btu/h	kW	Rated Btu/h	kW	Maximum Btu/h	kW	Min.	Rated	Max.		
Ducted Indoor Units																				
Two Units	9	9	-	-	18	9,350	9,350	-	-	11,220	3.3	18,700	5.5	20,570	6.0	1,426	2,037	2,852	2.7	7.4
	9	12	-	-	21	9,350	12,467	-	-	13,090	3.8	21,817	6.4	23,998	7.0	1,607	2,295	3,213	2.8	7.7
	12	12	-	-	24	12,467	12,467	-	-	14,960	4.4	24,933	7.3	27,427	8.0	1,759	2,512	3,517	2.9	8.0
	9	18	-	-	27	9,350	18,700	-	-	16,830	4.9	28,050	8.2	30,855	9.0	1,932	2,761	3,865	3.0	8.2
	12	18	-	-	30	12,467	18,700	-	-	18,700	5.5	31,167	9.1	34,283	10.0	2,084	2,978	4,169	3.1	8.5
	9	24*	-	-	33	9,273	24,727	-	-	20,400	6.0	34,000	10.0	37,400	11.0	2,179	3,112	4,357	3.2	8.8
Three Units	18	18	-	-	36	17,000	17,000	-	-	20,400	6.0	34,000	10.0	37,400	11.0	2,179	3,112	4,357	3.2	8.8
	12	24*	-	-	36	11,333	22,667	-	-	20,400	6.0	34,000	10.0	37,400	11.0	2,179	3,112	4,357	3.2	8.8
	9	9	9	-	27	9,350	9,350	9,350	-	16,830	4.9	28,050	8.2	32,258	9.5	1,846	2,637	3,691	3.1	8.6
	9	9	12	-	30	9,350	9,350	12,467	-	18,700	5.5	31,167	9.1	35,842	10.5	1,961	2,802	3,923	3.3	9.0
	9	12	12	-	33	9,273	12,364	12,364	-	20,400	6.0	34,000	10.0	39,100	11.5	2,048	2,926	4,096	3.4	9.4
	9	9	18	-	36	8,500	8,500	17,000	-	20,400	6.0	34,000	10.0	39,100	11.5	2,048	2,926	4,096	3.4	9.4
	12	12	12	-	36	11,333	11,333	11,333	-	20,400	6.0	34,000	10.0	39,100	11.5	2,048	2,926	4,096	3.4	9.4
	9	12	18	-	39	7,846	10,462	15,692	-	20,400	6.0	34,000	10.0	39,100	11.5	2,048	2,926	4,096	3.4	9.4
	12	12	18	-	42	9,714	9,714	14,571	-	20,400	6.0	34,000	10.0	39,100	11.5	2,048	2,926	4,096	3.4	9.4
	9	18	18	-	45	6,800	13,600	13,600	-	20,400	6.0	34,000	10.0	39,100	11.5	2,048	2,926	4,096	3.4	9.4
Four Units	12	18	18	-	48	8,500	12,750	12,750	-	20,400	6.0	34,000	10.0	39,100	11.5	2,048	2,926	4,096	3.4	9.4
	9	9	9	9	36	8,500	8,500	8,500	8,500	20,400	6.0	34,000	10.0	41,600	12.2	1,983	2,833	3,966	3.5	9.7
	9	9	9	12	39	7,846	7,846	7,846	10,462	20,400	6.0	34,000	10.0	41,600	12.2	1,983	2,833	3,966	3.5	9.7
	9	9	12	12	42	7,286	7,286	9,714	9,714	20,400	6.0	34,000	10.0	41,600	12.2	1,983	2,833	3,966	3.5	9.7
	9	9	9	18	45	6,800	6,800	6,800	13,600	20,400	6.0	34,000	10.0	41,600	12.2	1,983	2,833	3,966	3.5	9.7
	9	12	12	12	45	6,800	9,067	9,067	9,067	20,400	6.0	34,000	10.0	41,600	12.2	1,983	2,833	3,966	3.5	9.7
	9	9	12	18	48	6,375	6,375	8,500	12,750	20,400	6.0	34,000	10.0	41,600	12.2	1,983	2,833	3,966	3.5	9.7
	12	12	12	12	48	8,500	8,500	8,500	8,500	20,400	6.0	34,000	10.0	41,600	12.2	1,983	2,833	3,966	3.5	9.7

Note:

- Capacity as rated:
 - 0 ft. above sea level with 25 ft. of refrigerant piping.
 - 0 ft. level difference between outdoor and indoor units.
- Heating capacity rating obtained with air entering the indoor unit at 70°F dry bulb (DB) and 60°F wet bulb (WB), and outdoor ambient conditions of 47°F dry bulb (DB) and 43°F wet bulb (WB)
- Wiring cable size must comply with the applicable local and national codes.
- The specification may be subject to change without prior notice for purpose of improvement.
- At least two indoor units must be connected.
- Combination tables with calculated SEER and HSPF are outside the scope of AHRI 1230 test standard.
 - *A 1.3 multiplier is necessary for the calculation of total combination.

COMBINATION TABLES

LMU36CHV

Table 21: LMU36CHV with Mixed Indoor Units – Rated Heating Combination Table.

Heating Capacity																					
No. of Indoor Units	Indoor Unit Combination (kBtu/h)					Room Capacity (Btu/h)				Total Capacity						Input (W)			COP	HSPF	
	IDU 1	IDU 2	IDU 3	IDU 4	Total	Unit 1	Unit 2	Unit 3	Unit 4	Minimum		Rated		Maximum		Min.	Rated	Max.			
										Btu/h	kW	Btu/h	kW	Btu/h	kW						
Mixed Indoor Units																					
Two Units	7	9	-	-	16	7,486	9,625	-	-	10,267	3.0	17,111	5.0	18,822	5.5	1,267	1,810	2,534	2.8	7.4	
	9	9	-	-	18	9,625	9,625	-	-	11,550	3.4	19,250	5.6	21,175	6.2	1,402	2,003	2,805	2.8	7.5	
	7	12	-	-	19	7,486	12,833	-	-	12,192	3.6	20,319	6.0	22,351	6.6	1,459	2,085	2,919	2.9	7.6	
	9	12	-	-	21	9,625	12,833	-	-	13,475	3.9	22,458	6.6	24,704	7.2	1,580	2,258	3,161	2.9	7.8	
	9	15	-	-	24	9,625	16,042	-	-	15,400	4.5	25,667	7.5	28,233	8.3	1,730	2,471	3,460	3.0	8.1	
	12	12	-	-	24	12,833	12,833	-	-	15,400	4.5	25,667	7.5	28,233	8.3	1,730	2,471	3,460	3.0	8.1	
	7	18	-	-	25	7,486	19,250	-	-	16,042	4.7	26,736	7.8	29,410	8.6	1,787	2,553	3,574	3.1	8.2	
	9	18	-	-	27	9,625	19,250	-	-	17,325	5.1	28,875	8.5	31,763	9.3	1,901	2,715	3,801	3.1	8.3	
	12	15	-	-	27	12,833	16,042	-	-	17,325	5.1	28,875	8.5	31,763	9.3	1,901	2,715	3,801	3.1	8.3	
	12	18	-	-	30	12,833	19,250	-	-	19,250	5.6	32,083	9.4	35,292	10.3	2,050	2,929	4,100	3.2	8.6	
	7	24	-	-	31	7,486	25,667	-	-	19,892	5.8	33,153	9.7	36,468	10.7	2,093	2,990	4,186	3.2	8.7	
	9	24	-	-	33	9,545	25,455	-	-	21,000	6.2	35,000	10.3	38,500	11.3	2,143	3,061	4,286	3.4	9.0	
	15	18	-	-	33	15,909	19,091	-	-	21,000	6.2	35,000	10.3	38,500	11.3	2,143	3,061	4,286	3.4	9.0	
	18	18	-	-	36	17,500	17,500	-	-	21,000	6.2	35,000	10.3	38,500	11.3	2,143	3,061	4,286	3.4	9.0	
	12	24	-	-	36	11,667	23,333	-	-	21,000	6.2	35,000	10.3	38,500	11.3	2,143	3,061	4,286	3.4	9.0	
	15	24	-	-	39	13,462	21,538	-	-	21,000	6.2	35,000	10.3	38,500	11.3	2,143	3,061	4,286	3.4	9.0	
18	24*	-	-	42	15,000	20,000	-	-	21,000	6.2	35,000	10.3	38,500	11.3	2,143	3,061	4,286	3.4	9.0		
24	24*	-	-	48	17,500	17,500	-	-	21,000	6.2	35,000	10.3	38,500	11.3	2,143	3,061	4,286	3.4	9.0		
Three Units	7	7	9	-	23	7,486	7,486	9,625	-	14,758	4.3	24,597	7.2	28,287	8.3	1,644	2,349	3,289	3.1	8.2	
	7	9	9	-	25	7,486	9,625	9,625	-	16,042	4.7	26,736	7.8	30,747	9.0	1,758	2,512	3,517	3.1	8.3	
	7	7	12	-	26	7,486	7,486	12,833	-	16,683	4.9	27,806	8.1	31,976	9.4	1,787	2,553	3,574	3.2	8.5	
	9	9	9	-	27	9,625	9,625	9,625	-	17,325	5.1	28,875	8.5	33,206	9.7	1,815	2,593	3,631	3.3	8.7	
	7	9	12	-	28	7,486	9,625	12,833	-	17,967	5.3	29,944	8.8	34,436	10.1	1,851	2,644	3,702	3.3	8.9	
	9	9	12	-	30	9,625	9,625	12,833	-	19,250	5.6	32,083	9.4	36,896	10.8	1,929	2,756	3,858	3.4	9.1	
	7	9	15	-	31	7,486	9,625	16,042	-	19,892	5.8	33,153	9.7	38,126	11.2	1,972	2,817	3,944	3.4	9.2	
	7	12	12	-	31	7,486	12,833	12,833	-	19,892	5.8	33,153	9.7	38,126	11.2	1,972	2,817	3,944	3.4	9.2	
	7	7	18	-	32	7,486	7,486	19,250	-	20,533	6.0	34,222	10.0	39,356	11.5	2,015	2,878	4,029	3.5	9.3	
	9	9	15	-	33	9,545	9,545	15,909	-	21,000	6.2	35,000	10.3	40,250	11.8	2,015	2,878	4,029	3.6	9.5	
	9	12	12	-	33	9,545	12,727	12,727	-	21,000	6.2	35,000	10.3	40,250	11.8	2,015	2,878	4,029	3.6	9.5	
	7	9	18	-	34	7,206	9,265	18,529	-	21,000	6.2	35,000	10.3	40,250	11.8	2,015	2,878	4,029	3.6	9.5	
	7	12	15	-	34	7,206	12,353	15,441	-	21,000	6.2	35,000	10.3	40,250	11.8	2,015	2,878	4,029	3.6	9.5	
	9	9	18	-	36	8,750	8,750	17,500	-	21,000	6.2	35,000	10.3	40,250	11.8	2,015	2,878	4,029	3.6	9.5	
	9	12	15	-	36	8,750	11,667	14,583	-	21,000	6.2	35,000	10.3	40,250	11.8	2,015	2,878	4,029	3.6	9.5	
	12	12	12	-	36	11,667	11,667	11,667	-	21,000	6.2	35,000	10.3	40,250	11.8	2,015	2,878	4,029	3.6	9.5	
	7	12	18	-	37	6,622	11,351	17,027	-	21,000	6.2	35,000	10.3	40,250	11.8	2,015	2,878	4,029	3.6	9.5	
	7	7	24	-	38	6,447	6,447	22,105	-	21,000	6.2	35,000	10.3	40,250	11.8	2,015	2,878	4,029	3.6	9.5	
	9	12	18	-	39	8,077	10,769	16,154	-	21,000	6.2	35,000	10.3	40,250	11.8	2,015	2,878	4,029	3.6	9.5	
	9	15	15	-	39	8,077	13,462	13,462	-	21,000	6.2	35,000	10.3	40,250	11.8	2,015	2,878	4,029	3.6	9.5	
	12	12	15	-	39	10,769	10,769	13,462	-	21,000	6.2	35,000	10.3	40,250	11.8	2,015	2,878	4,029	3.6	9.5	
	7	9	24	-	40	6,125	7,875	21,000	-	21,000	6.2	35,000	10.3	40,250	11.8	2,015	2,878	4,029	3.6	9.5	
	7	15	18	-	40	6,125	13,125	15,750	-	21,000	6.2	35,000	10.3	40,250	11.8	2,015	2,878	4,029	3.6	9.5	
	9	9	24*	-	42	7,500	7,500	20,000	-	21,000	6.2	35,000	10.3	40,250	11.8	2,015	2,878	4,029	3.6	9.5	
	9	15	18	-	42	7,500	12,500	15,000	-	21,000	6.2	35,000	10.3	40,250	11.8	2,015	2,878	4,029	3.6	9.5	
	12	12	18	-	42	10,000	10,000	15,000	-	21,000	6.2	35,000	10.3	40,250	11.8	2,015	2,878	4,029	3.6	9.5	
	12	15	15	-	42	10,000	12,500	12,500	-	21,000	6.2	35,000	10.3	40,250	11.8	2,015	2,878	4,029	3.6	9.5	
7	12	24*	-	43	5,698	9,767	19,535	-	21,000	6.2	35,000	10.3	40,250	11.8	2,015	2,878	4,029	3.6	9.5		
7	18	18	-	43	5,698	14,651	14,651	-	21,000	6.2	35,000	10.3	40,250	11.8	2,015	2,878	4,029	3.6	9.5		
9	12	24*	-	45	7,000	9,333	18,667	-	21,000	6.2	35,000	10.3	40,250	11.8	2,015	2,878	4,029	3.6	9.5		

Note:

- Capacity as rated: 0 ft. above sea level with 25 ft. of refrigerant piping. 0 ft. level difference between outdoor and indoor units.
- Heating capacity rating obtained with air entering the indoor unit at 70°F dry bulb (DB) and 60°F wet bulb (WB) and outdoor ambient conditions of 47°F dry bulb (DB) and 43°F wet bulb (WB).
- Wiring cable size must comply with the applicable local and national codes.

- The specification may be subject to change without prior notice for purpose of improvement.
- At least two indoor units must be connected.
- Combination tables with calculated SEER and HSPF are outside the scope of AHRI 1230 test standard. *The indoor unit must be a non-ducted type.

FOR PROPER SYSTEM OPERATION:

1. At least two operable indoor units must be connected to the outdoor unit.
2. Total connected indoor unit nominal capacity must be a minimum 40% and a maximum of 133% of outdoor unit nominal capacity.
3. To calculate the connected total indoor unit nominal capacity, simply sum up the nominal capacities of all indoor units.
 - For 24,000 and 36,000 Btu/h high static duct and vertical-horizontal air handling indoor units, a 1.3 multiplier must first be applied before adding to the sum of other smaller indoor units.
 - When high static duct and/or vertical-horizontal air handling indoor units are the **only** connected indoor units, the multiplier is 1.2.

COMBINATION TABLES

LMU36CHV

Table 22: LMU36CHV with Mixed Indoor Units – Rated Heating Combination Table.

Heating Capacity																				
No. of Indoor Units	Indoor Unit Combination (kBtu/h)					Room Capacity (Btu/h)				Total Capacity						Input (W)			COP	HSPF
	IDU 1	IDU 2	IDU 3	IDU 4	Total	Unit 1	Unit 2	Unit 3	Unit 4	Minimum		Rated		Maximum		Min.	Rated	Max.		
										Btu/h	kW	Btu/h	kW	Btu/h	kW					
Mixed Indoor Units																				
Three Units	9	18	18	-	45	7,000	14,000	14,000	-	21,000	6.2	35,000	10.3	40,250	11.8	2,015	2,878	4,029	3.6	9.5
	12	15	18	-	45	9,333	11,667	14,000	-	21,000	6.2	35,000	10.3	40,250	11.8	2,015	2,878	4,029	3.6	9.5
	7	15	24*	-	46	5,326	11,413	18,261	-	21,000	6.2	35,000	10.3	40,250	11.8	2,015	2,878	4,029	3.6	9.5
	9	15	24*	-	48	6,563	10,938	17,500	-	21,000	6.2	35,000	10.3	40,250	11.8	2,015	2,878	4,029	3.6	9.5
	12	12	24*	-	48	8,750	8,750	17,500	-	21,000	6.2	35,000	10.3	40,250	11.8	2,015	2,878	4,029	3.6	9.5
	12	18	18	-	48	8,750	13,125	13,125	-	21,000	6.2	35,000	10.3	40,250	11.8	2,015	2,878	4,029	3.6	9.5
Four Units	15	15	18	-	48	10,938	10,938	13,125	-	21,000	6.2	35,000	10.3	40,250	11.8	2,015	2,878	4,029	3.6	9.5
	7	7	7	9	30	7,486	7,486	7,486	9,625	19,250	5.6	32,083	9.4	38,500	11.3	1,915	2,736	3,830	3.4	9.2
	7	7	9	9	32	7,486	7,486	9,625	9,625	20,533	6.0	34,222	10.0	41,600	12.2	1,951	2,787	3,901	3.6	9.6
	7	7	7	12	33	7,424	7,424	7,424	12,727	21,000	6.2	35,000	10.3	41,600	12.2	1,951	2,787	3,901	3.7	9.9
	7	9	9	9	34	7,206	9,265	9,265	9,265	21,000	6.2	35,000	10.3	41,600	12.2	1,951	2,787	3,901	3.7	9.9
	7	7	9	12	35	7,000	7,000	9,000	12,000	21,000	6.2	35,000	10.3	41,600	12.2	1,951	2,787	3,901	3.7	9.9
	9	9	9	9	36	8,750	8,750	8,750	8,750	21,000	6.2	35,000	10.3	41,600	12.2	1,951	2,787	3,901	3.7	9.9
	7	9	9	12	37	6,622	8,514	8,514	11,351	21,000	6.2	35,000	10.3	41,600	12.2	1,951	2,787	3,901	3.7	9.9
	7	7	9	15	38	6,447	6,447	8,289	13,816	21,000	6.2	35,000	10.3	41,600	12.2	1,951	2,787	3,901	3.7	9.9
	7	7	12	12	38	6,447	6,447	11,053	11,053	21,000	6.2	35,000	10.3	41,600	12.2	1,951	2,787	3,901	3.7	9.9
	7	7	7	18	39	6,282	6,282	6,282	16,154	21,000	6.2	35,000	10.3	41,600	12.2	1,951	2,787	3,901	3.7	9.9
	9	9	9	12	39	8,077	8,077	8,077	10,769	21,000	6.2	35,000	10.3	41,600	12.2	1,951	2,787	3,901	3.7	9.9
	7	9	9	15	40	6,125	7,875	7,875	13,125	21,000	6.2	35,000	10.3	41,600	12.2	1,951	2,787	3,901	3.7	9.9
	7	9	12	12	40	6,125	7,875	10,500	10,500	21,000	6.2	35,000	10.3	41,600	12.2	1,951	2,787	3,901	3.7	9.9
	7	7	9	18	41	5,976	5,976	7,683	15,366	21,000	6.2	35,000	10.3	41,600	12.2	1,951	2,787	3,901	3.7	9.9
	7	7	12	15	41	5,976	5,976	10,244	12,805	21,000	6.2	35,000	10.3	41,600	12.2	1,951	2,787	3,901	3.7	9.9
	9	9	9	15	42	7,500	7,500	7,500	12,500	21,000	6.2	35,000	10.3	41,600	12.2	1,951	2,787	3,901	3.7	9.9
	9	9	12	12	42	7,500	7,500	10,000	10,000	21,000	6.2	35,000	10.3	41,600	12.2	1,951	2,787	3,901	3.7	9.9
	7	9	9	18	43	5,698	7,326	7,326	14,651	21,000	6.2	35,000	10.3	41,600	12.2	1,951	2,787	3,901	3.7	9.9
	7	9	12	15	43	5,698	7,326	9,767	12,209	21,000	6.2	35,000	10.3	41,600	12.2	1,951	2,787	3,901	3.7	9.9
	7	12	12	12	43	5,698	9,767	9,767	9,767	21,000	6.2	35,000	10.3	41,600	12.2	1,951	2,787	3,901	3.7	9.9
	7	7	12	18	44	5,568	5,568	9,545	14,318	21,000	6.2	35,000	10.3	41,600	12.2	1,951	2,787	3,901	3.7	9.9
	7	7	7	24*	45	5,444	5,444	5,444	18,667	21,000	6.2	35,000	10.3	41,600	12.2	1,951	2,787	3,901	3.7	9.9
	9	9	9	18	45	7,000	7,000	7,000	14,000	21,000	6.2	35,000	10.3	41,600	12.2	1,951	2,787	3,901	3.7	9.9
	9	9	12	15	45	7,000	7,000	9,333	11,667	21,000	6.2	35,000	10.3	41,600	12.2	1,951	2,787	3,901	3.7	9.9
	9	12	12	12	45	7,000	9,333	9,333	9,333	21,000	6.2	35,000	10.3	41,600	12.2	1,951	2,787	3,901	3.7	9.9
	7	9	12	18	46	5,326	6,848	9,130	13,696	21,000	6.2	35,000	10.3	41,600	12.2	1,951	2,787	3,901	3.7	9.9
	7	9	15	15	46	5,326	6,848	11,413	11,413	21,000	6.2	35,000	10.3	41,600	12.2	1,951	2,787	3,901	3.7	9.9
	7	12	12	15	46	5,326	9,130	9,130	11,413	21,000	6.2	35,000	10.3	41,600	12.2	1,951	2,787	3,901	3.7	9.9
	7	7	9	24*	47	5,213	5,213	6,702	17,872	21,000	6.2	35,000	10.3	41,600	12.2	1,951	2,787	3,901	3.7	9.9
7	7	15	18	47	5,213	5,213	11,170	13,404	21,000	6.2	35,000	10.3	41,600	12.2	1,951	2,787	3,901	3.7	9.9	
9	9	12	18	48	6,563	6,563	8,750	13,125	21,000	6.2	35,000	10.3	41,600	12.2	1,951	2,787	3,901	3.7	9.9	
9	9	15	15	48	6,563	6,563	10,938	10,938	21,000	6.2	35,000	10.3	41,600	12.2	1,951	2,787	3,901	3.7	9.9	
12	12	12	12	48	8,750	8,750	8,750	8,750	21,000	6.2	35,000	10.3	41,600	12.2	1,951	2,787	3,901	3.7	9.9	

Note:

1. Capacity as rated:
 - 0 ft. above sea level with 25 ft. of refrigerant piping.
 - 0 ft. level difference between outdoor and indoor units.
2. Heating capacity rating obtained with air entering the indoor unit at 70°F dry bulb (DB) and 60°F wet bulb (WB), and outdoor ambient conditions of 47°F dry bulb (DB) and 43°F wet bulb (WB).
3. Wiring cable size must comply with the applicable local and national codes.
4. The specification may be subject to change without prior notice for purpose of improvement.
5. At least two indoor units must be connected.
6. Combination tables with calculated SEER and HSPF are outside the scope of AHRI 1230 test standard. *The indoor unit must be a non-ducted type.

COMBINATION TABLES

LMU480HV

The individual indoor unit capacity can be calculated based on the outdoor unit rated capacity as follows.¹

$$\text{Individual Indoor Unit Combination Capacity (Qidu [Combi])} = \frac{\text{Outdoor Unit Rated Capacity (Qodu [Rated])} \times \text{Individual Indoor Unit Rated Capacity (Qidu [Rated])}{\text{Total Connected Indoor Unit Rated Capacity } (\sum \text{Qidu [Rated]})}$$

¹To calculate the individual IDU capacity based on ODU corrected capacity, replace (Qodu [Rated]) with (Qodu [Corrected]) where (Qodu [Corrected]) is obtained from the capacity tables referencing design conditions.

Table 23: LMU480HV with Non-Ducted Indoor Units – Rated Cooling Combination Table.

Total Indoor Unit Capacity (kBtu/h)	Cooling Capacity									EER	SEER
	Minimum		Rated		Maximum		Input (W)				
	Btu/h	kW	Btu/h	kW	Btu/h	kW	Minimum	Rated	Maximum		
24	14,400	4.22	24,000	7.03	26,400	7.74	968	1,500	1,800	16.0	21.0
25	15,000	4.40	25,000	7.33	27,500	8.06	1,031	1,598	1,917	15.6	20.9
26	15,600	4.57	26,000	7.62	28,600	8.38	1,094	1,695	2,034	15.3	20.9
27	16,200	4.75	27,000	7.91	29,700	8.70	1,156	1,793	2,151	15.1	20.8
28	16,800	4.92	28,000	8.21	30,800	9.03	1,219	1,890	2,268	14.8	20.8
29	17,400	5.10	29,000	8.50	31,900	9.35	1,282	1,988	2,385	14.6	20.7
30	18,000	5.28	30,000	8.79	33,000	9.67	1,345	2,085	2,502	14.4	20.6
31	18,600	5.45	31,000	9.09	34,100	9.99	1,408	2,183	2,619	14.2	20.6
32	19,200	5.63	32,000	9.38	35,200	10.32	1,471	2,280	2,736	14.0	20.5
33	19,800	5.80	33,000	9.67	36,300	10.64	1,534	2,378	2,853	13.9	20.4
34	20,400	5.98	34,000	9.96	37,400	10.96	1,597	2,475	2,970	13.7	20.4
35	21,000	6.15	35,000	10.26	38,500	11.28	1,660	2,573	3,087	13.6	20.3
36	21,600	6.33	36,000	10.55	39,600	11.61	1,723	2,670	3,204	13.5	20.3
37	22,200	6.51	37,000	10.84	40,700	11.93	1,785	2,768	3,321	13.4	20.2
38	22,800	6.68	38,000	11.14	41,800	12.25	1,848	2,865	3,438	13.3	20.1
39	23,400	6.86	39,000	11.43	42,900	12.57	1,911	2,963	3,555	13.2	20.1
40	24,000	7.03	40,000	11.72	44,000	12.90	1,974	3,060	3,672	13.1	20.0
41	24,600	7.21	41,000	12.02	45,100	13.22	2,037	3,158	3,789	13.0	19.9
42	25,200	7.39	42,000	12.31	46,200	13.54	2,100	3,255	3,906	12.9	19.9
43	25,800	7.56	43,000	12.60	47,300	13.86	2,163	3,353	4,023	12.8	19.8
44	26,400	7.74	44,000	12.90	48,400	14.19	2,226	3,450	4,140	12.8	19.8
45	27,000	7.91	45,000	13.19	49,500	14.51	2,289	3,548	4,257	12.7	19.7
46	27,600	8.09	46,000	13.48	50,600	14.83	2,352	3,645	4,374	12.6	19.6
47	28,200	8.26	47,000	13.77	51,700	15.15	2,415	3,743	4,491	12.6	19.6
48	28,800	8.44	48,000	14.07	52,800	15.47	2,477	3,840	4,608	12.5	19.5
49	28,967	8.49	48,278	14.15	53,106	15.56	2,512	3,894	4,673	12.4	19.3
50	29,134	8.54	48,556	14.23	53,412	15.65	2,547	3,948	4,738	12.3	19.2
51	29,301	8.59	48,834	14.31	53,718	15.74	2,582	4,002	4,803	12.2	19.0
52	29,467	8.64	49,112	14.39	54,024	15.83	2,617	4,056	4,868	12.1	18.9
53	29,634	8.69	49,390	14.48	54,329	15.92	2,652	4,111	4,933	12.0	18.7
54	29,801	8.73	49,668	14.56	54,635	16.01	2,687	4,165	4,998	11.9	18.6
55	29,968	8.78	49,947	14.64	54,941	16.10	2,722	4,219	5,063	11.8	18.5
56	30,135	8.83	50,225	14.72	55,247	16.19	2,757	4,273	5,128	11.8	18.3
57	30,302	8.88	50,503	14.80	55,553	16.28	2,792	4,327	5,192	11.7	18.2
58	30,468	8.93	50,781	14.88	55,859	16.37	2,827	4,381	5,257	11.6	18.1
59	30,635	8.98	51,059	14.96	56,165	16.46	2,861	4,435	5,322	11.5	18.0
60	30,802	9.03	51,337	15.05	56,471	16.55	2,896	4,489	5,387	11.4	17.8
61	30,969	9.08	51,615	15.13	56,776	16.64	2,931	4,544	5,452	11.4	17.7
62	31,136	9.13	51,893	15.21	57,082	16.73	2,966	4,598	5,517	11.3	17.6
63	31,303	9.17	52,171	15.29	57,388	16.82	3,001	4,652	5,582	11.2	17.5
64	31,470	9.22	52,449	15.37	57,694	16.91	3,036	4,706	5,647	11.1	17.4
65	31,636	9.27	52,727	15.45	58,000	17.00	3,071	4,760	5,712	11.1	17.3

Note:

- Capacity as rated: 0 ft. above sea level with piping length as main pipe (16.4 ft.) + branch pipe (98.4 ft.) = 115 ft.
0 ft. level difference between outdoor and indoor units.
- Cooling capacity rating obtained with air entering the indoor unit at 80°F dry bulb (DB) and 67°F wet bulb (WB), and outdoor ambient conditions of 95°F dry bulb (DB) and 75°F wet bulb (WB).

- Wiring cable size must comply with the applicable local and national codes.
- The specification may be subject to change without prior notice for purpose of improvement.
- Sum of connected indoor units' capacity is 24-65 kBtu/h.
- At least two indoor units must be connected.
- Combination tables with calculated SEER and HSPF are outside the scope of AHRI 1230 test standard.

FOR PROPER SYSTEM OPERATION:

- At least two operable indoor units must be connected to the outdoor unit.
- Total connected indoor unit nominal capacity must be a minimum 40% and a maximum of 133% of outdoor unit nominal capacity.
- To calculate the connected total indoor unit nominal capacity, simply sum up the nominal capacities of all indoor units.
 - For 24,000 and 36,000 Btu/h high static duct and vertical-horizontal air handling indoor units, a 1.3 multiplier must first be applied before adding to the sum of other smaller indoor units.
 - When high static duct and/or vertical-horizontal air handling indoor units are the **only** connected indoor units, the multiplier is 1.2.

COMBINATION TABLES

LMU480HV

Table 24: LMU480HV with Ducted Indoor Units — Rated Cooling Combination Table.

Total Indoor Unit Capacity (kBtu/h)	Cooling Capacity									EER	SEER
	Minimum		Rated		Maximum		Input (W)				
	Btu/h	kW	Btu/h	kW	Btu/h	kW	Minimum	Rated	Maximum		
24	13,200	3.87	22,000	6.45	24,200	7.09	935	1,450	1,740	15.2	20.0
25	13,750	4.03	22,917	6.72	25,208	7.39	1,006	1,559	1,871	14.7	19.9
26	14,300	4.19	23,833	6.99	26,217	7.68	1,077	1,669	2,002	14.3	19.8
27	14,850	4.35	24,750	7.25	27,225	7.98	1,147	1,778	2,134	13.9	19.7
28	15,400	4.51	25,667	7.52	28,233	8.27	1,218	1,887	2,265	13.6	19.6
29	15,950	4.67	26,583	7.79	29,242	8.57	1,288	1,997	2,396	13.3	19.5
30	16,500	4.84	27,500	8.06	30,250	8.87	1,359	2,106	2,527	13.1	19.4
31	17,050	5.00	28,417	8.33	31,258	9.16	1,429	2,215	2,658	12.8	19.3
32	17,600	5.16	29,333	8.60	32,267	9.46	1,500	2,325	2,790	12.6	19.2
33	18,150	5.32	30,250	8.87	33,275	9.75	1,570	2,434	2,921	12.4	19.1
34	18,700	5.48	31,167	9.13	34,283	10.05	1,641	2,543	3,052	12.3	19.0
35	19,250	5.64	32,083	9.40	35,292	10.34	1,711	2,653	3,183	12.1	18.9
36	19,800	5.80	33,000	9.67	36,300	10.64	1,782	2,762	3,314	11.9	18.8
37	20,350	5.96	33,917	9.94	37,308	10.93	1,852	2,871	3,446	11.8	18.6
38	20,900	6.13	34,833	10.21	38,317	11.23	1,923	2,981	3,577	11.7	18.5
39	21,450	6.29	35,750	10.48	39,325	11.53	1,994	3,090	3,708	11.6	18.4
40	22,000	6.45	36,667	10.75	40,333	11.82	2,064	3,199	3,839	11.5	18.3
41	22,550	6.61	37,583	11.02	41,342	12.12	2,135	3,309	3,970	11.4	18.2
42	23,100	6.77	38,500	11.28	42,350	12.41	2,205	3,418	4,102	11.3	18.1
43	23,650	6.93	39,417	11.55	43,358	12.71	2,276	3,527	4,233	11.2	18.0
44	24,200	7.09	40,333	11.82	44,367	13.00	2,346	3,637	4,364	11.1	17.9
45	24,750	7.25	41,250	12.09	45,375	13.30	2,417	3,746	4,495	11.0	17.8
46	25,300	7.42	42,167	12.36	46,383	13.59	2,487	3,855	4,626	10.9	17.7
47	25,850	7.58	43,083	12.63	47,392	13.89	2,558	3,965	4,758	10.9	17.6
48	26,400	7.74	44,000	12.90	48,400	14.19	2,628	4,074	4,889	10.8	17.5
49	26,553	7.78	44,255	12.97	48,680	14.27	2,665	4,131	4,958	10.7	17.4
50	26,706	7.83	44,510	13.05	48,961	14.35	2,702	4,189	5,027	10.6	17.2
51	26,859	7.87	44,765	13.12	49,241	14.43	2,740	4,246	5,095	10.5	17.1
52	27,012	7.92	45,020	13.19	49,522	14.51	2,777	4,304	5,164	10.5	17.0
53	27,165	7.96	45,275	13.27	49,802	14.60	2,814	4,361	5,233	10.4	16.8
54	27,318	8.01	45,529	13.34	50,082	14.68	2,851	4,418	5,302	10.3	16.7
55	27,471	8.05	45,784	13.42	50,363	14.76	2,888	4,476	5,371	10.2	16.6
56	27,624	8.10	46,039	13.49	50,643	14.84	2,925	4,533	5,440	10.2	16.5
57	27,776	8.14	46,294	13.57	50,924	14.92	2,962	4,591	5,509	10.1	16.3
58	27,929	8.19	46,549	13.64	51,204	15.01	2,999	4,648	5,578	10.0	16.2
59	28,082	8.23	46,804	13.72	51,484	15.09	3,036	4,706	5,647	9.9	16.1
60	28,235	8.28	47,059	13.79	51,765	15.17	3,073	4,763	5,716	9.9	16.0
61	28,388	8.32	47,314	13.87	52,045	15.25	3,110	4,820	5,784	9.8	15.9
62	28,541	8.36	47,569	13.94	52,325	15.34	3,147	4,878	5,853	9.8	15.8
63	28,694	8.41	47,824	14.02	52,606	15.42	3,184	4,935	5,922	9.7	15.7
64	28,847	8.45	48,078	14.09	52,886	15.50	3,221	4,993	5,991	9.6	15.6
65	29,000	8.50	48,333	14.17	53,167	15.58	3,258	5,050	6,060	9.6	15.5

Note:

- Capacity as rated: 0 ft. above sea level with piping length as main pipe (16.4 ft.) + branch pipe (98.4 ft.) = 115 ft.
0 ft. level difference between outdoor and indoor units.
- Cooling capacity rating obtained with air entering the indoor unit at 80°F dry bulb (DB) and 67°F wet bulb (WB), and outdoor ambient conditions of 95°F dry bulb (DB) and 75°F wet bulb (WB).
- Wiring cable size must comply with the applicable local and national codes.
- The specification may be subject to change without prior notice for purpose of improvement.
- Sum of connected indoor units' capacity is 24-65 kBtu/h.
- At least two indoor units must be connected.
- Combination tables with calculated SEER and HSPF are outside the scope of AHRI 1230 test standard.

COMBINATION TABLES

LMU480HV

Table 25: LMU480HV with Mixed Indoor Units — Rated Cooling Combination Table.

Total Indoor Unit Capacity (kBtu/h)	Cooling Capacity									EER	SEER
	Minimum		Rated		Maximum		Input (W)				
	Btu/h	kW	Btu/h	kW	Btu/h	kW	Minimum	Rated	Maximum		
24	13,800	4.04	23,000	6.74	25,300	7.42	952	1,475	1,770	15.6	20.5
25	14,375	4.21	23,958	7.02	26,354	7.72	1,018	1,578	1,894	15.2	20.4
26	14,950	4.38	24,917	7.30	27,408	8.03	1,085	1,682	2,018	14.8	20.3
27	15,525	4.55	25,875	7.58	28,463	8.34	1,152	1,785	2,142	14.5	20.3
28	16,100	4.72	26,833	7.86	29,517	8.65	1,218	1,889	2,266	14.2	20.2
29	16,675	4.89	27,792	8.15	30,571	8.96	1,285	1,992	2,391	14.0	20.1
30	17,250	5.06	28,750	8.43	31,625	9.27	1,352	2,096	2,515	13.7	20.0
31	17,825	5.22	29,708	8.71	32,679	9.58	1,419	2,199	2,639	13.5	19.9
32	18,400	5.39	30,667	8.99	33,733	9.89	1,485	2,302	2,763	13.3	19.8
33	18,975	5.56	31,625	9.27	34,788	10.20	1,552	2,406	2,887	13.1	19.8
34	19,550	5.73	32,583	9.55	35,842	10.50	1,619	2,509	3,011	13.0	19.7
35	20,125	5.90	33,542	9.83	36,896	10.81	1,686	2,613	3,135	12.8	19.6
36	20,700	6.07	34,500	10.11	37,950	11.12	1,752	2,716	3,259	12.7	19.5
37	21,275	6.24	35,458	10.39	39,004	11.43	1,819	2,819	3,383	12.6	19.4
38	21,850	6.40	36,417	10.67	40,058	11.74	1,886	2,923	3,507	12.5	19.3
39	22,425	6.57	37,375	10.95	41,113	12.05	1,952	3,026	3,632	12.4	19.3
40	23,000	6.74	38,333	11.23	42,167	12.36	2,019	3,130	3,756	12.2	19.2
41	23,575	6.91	39,292	11.52	43,221	12.67	2,086	3,233	3,880	12.2	19.1
42	24,150	7.08	40,250	11.80	44,275	12.98	2,153	3,337	4,004	12.1	19.0
43	24,725	7.25	41,208	12.08	45,329	13.29	2,219	3,440	4,128	12.0	18.9
44	25,300	7.42	42,167	12.36	46,383	13.59	2,286	3,543	4,252	11.9	18.8
45	25,875	7.58	43,125	12.64	47,438	13.90	2,353	3,647	4,376	11.8	18.8
46	26,450	7.75	44,083	12.92	48,492	14.21	2,419	3,750	4,500	11.8	18.7
47	27,025	7.92	45,042	13.20	49,546	14.52	2,486	3,854	4,624	11.7	18.6
48	27,600	8.09	46,000	13.48	50,600	14.83	2,553	3,957	4,748	11.6	18.5
49	27,760	8.14	46,266	13.56	50,893	14.92	2,589	4,013	4,815	11.5	18.3
50	27,920	8.18	46,533	13.64	51,186	15.00	2,625	4,069	4,882	11.4	18.2
51	28,080	8.23	46,799	13.72	51,479	15.09	2,661	4,124	4,949	11.3	18.1
52	28,240	8.28	47,066	13.79	51,773	15.17	2,697	4,180	5,016	11.3	17.9
53	28,399	8.32	47,332	13.87	52,066	15.26	2,733	4,236	5,083	11.2	17.8
54	28,559	8.37	47,599	13.95	52,359	15.35	2,769	4,292	5,150	11.1	17.7
55	28,719	8.42	47,865	14.03	52,652	15.43	2,805	4,347	5,217	11.0	17.5
56	28,879	8.46	48,132	14.11	52,945	15.52	2,841	4,403	5,284	10.9	17.4
57	29,039	8.51	48,398	14.18	53,238	15.60	2,877	4,459	5,351	10.9	17.3
58	29,199	8.56	48,665	14.26	53,531	15.69	2,913	4,515	5,418	10.8	17.2
59	29,359	8.60	48,931	14.34	53,825	15.78	2,949	4,570	5,485	10.7	17.0
60	29,519	8.65	49,198	14.42	54,118	15.86	2,985	4,626	5,551	10.6	16.9
61	29,679	8.70	49,464	14.50	54,411	15.95	3,021	4,682	5,618	10.6	16.8
62	29,839	8.75	49,731	14.58	54,704	16.03	3,057	4,738	5,685	10.5	16.7
63	29,998	8.79	49,997	14.65	54,997	16.12	3,093	4,793	5,752	10.4	16.6
64	30,158	8.84	50,264	14.73	55,290	16.20	3,129	4,849	5,819	10.4	16.5
65	30,318	8.89	50,530	14.81	55,583	16.29	3,165	4,905	5,886	10.3	16.4

Note:

1. Capacity as rated: 0 ft. above sea level with piping length as main pipe (16.4 ft.) + branch pipe (98.4 ft.) = 115 ft.
0 ft. level difference between outdoor and indoor units.

2. Cooling capacity rating obtained with air entering the indoor unit at 80°F dry bulb (DB) and 67°F wet bulb (WB), and outdoor ambient conditions of 95°F dry bulb (DB) and 75°F wet bulb (WB).

3. Wiring cable size must comply with the applicable local and national codes.

4. The specification may be subject to change without prior notice for purpose of improvement.

5. Sum of connected indoor units' capacity is 24-65 kBtu/h.

6. At least two indoor units must be connected.

7. Combination tables with calculated SEER and HSPF are outside the scope of AHRI 1230 test standard.

FOR PROPER SYSTEM OPERATION:

- At least two operable indoor units must be connected to the outdoor unit.
- Total connected indoor unit nominal capacity must be a minimum 40% and a maximum of 133% of outdoor unit nominal capacity.
- To calculate the connected total indoor unit nominal capacity, simply sum up the nominal capacities of all indoor units.
 - For 24,000 and 36,000 Btu/h high static duct and vertical-horizontal air handling indoor units, a 1.3 multiplier must first be applied before adding to the sum of other smaller indoor units.
 - When high static duct and/or vertical-horizontal air handling indoor units are the **only** connected indoor units, the multiplier is 1.2.

COMBINATION TABLES

LMU480HV

Table 26: LMU480HV with Non-Ducted Indoor Units — Rated Heating Combination Table.

Total Indoor Unit Capacity (kBtu/h)	Heating Capacity										COP	HSPF
	Minimum		Rated		Maximum		Input (W)					
	Btu/h	kW	Btu/h	kW	Btu/h	kW	Minimum	Rated	Maximum			
24	15,840	4.64	26,400	7.74	27,720	8.12	1,419	2,200	2,640	3.5	11.0	
25	16,500	4.84	27,500	8.06	28,875	8.46	1,476	2,288	2,746	3.5	11.0	
26	17,160	5.03	28,600	8.38	30,030	8.80	1,533	2,377	2,852	3.5	10.9	
27	17,820	5.22	29,700	8.70	31,185	9.14	1,590	2,465	2,958	3.5	10.9	
28	18,480	5.42	30,800	9.03	32,340	9.48	1,647	2,553	3,064	3.5	10.8	
29	19,140	5.61	31,900	9.35	33,495	9.82	1,704	2,642	3,170	3.5	10.8	
30	19,800	5.80	33,000	9.67	34,650	10.16	1,761	2,730	3,276	3.5	10.8	
31	20,460	6.00	34,100	9.99	35,805	10.49	1,818	2,818	3,382	3.5	10.7	
32	21,120	6.19	35,200	10.32	36,960	10.83	1,875	2,907	3,488	3.5	10.7	
33	21,780	6.38	36,300	10.64	38,115	11.17	1,932	2,995	3,594	3.6	10.6	
34	22,440	6.58	37,400	10.96	39,270	11.51	1,989	3,083	3,700	3.6	10.6	
35	23,100	6.77	38,500	11.28	40,425	11.85	2,046	3,172	3,806	3.6	10.5	
36	23,760	6.96	39,600	11.61	41,580	12.19	2,103	3,260	3,912	3.6	10.5	
37	24,420	7.16	40,700	11.93	42,735	12.52	2,160	3,348	4,018	3.6	10.5	
38	25,080	7.35	41,800	12.25	43,890	12.86	2,217	3,437	4,124	3.6	10.4	
39	25,740	7.54	42,900	12.57	45,045	13.20	2,274	3,525	4,230	3.6	10.4	
40	26,400	7.74	44,000	12.90	46,200	13.54	2,331	3,613	4,336	3.6	10.3	
41	27,060	7.93	45,100	13.22	47,355	13.88	2,388	3,702	4,442	3.6	10.3	
42	27,720	8.12	46,200	13.54	48,510	14.22	2,445	3,790	4,548	3.6	10.3	
43	28,380	8.32	47,300	13.86	49,665	14.56	2,502	3,878	4,654	3.6	10.2	
44	29,040	8.51	48,400	14.19	50,820	14.89	2,559	3,967	4,760	3.6	10.2	
45	29,700	8.70	49,500	14.51	51,975	15.23	2,616	4,055	4,866	3.6	10.1	
46	30,360	8.90	50,600	14.83	53,130	15.57	2,673	4,143	4,972	3.6	10.1	
47	31,020	9.09	51,700	15.15	54,285	15.91	2,730	4,232	5,078	3.6	10.0	
48	32,400	9.50	54,000	15.83	56,700	16.62	2,787	4,320	5,184	3.7	10.0	
49	32,588	9.55	54,313	15.92	56,953	16.69	2,819	4,369	5,233	3.6	10.0	
50	32,775	9.61	54,626	16.01	57,206	16.77	2,850	4,418	5,282	3.6	9.9	
51	32,963	9.66	54,939	16.10	57,459	16.84	2,882	4,466	5,332	3.6	9.8	
52	33,151	9.72	55,251	16.19	57,712	16.91	2,913	4,515	5,381	3.6	9.8	
53	33,339	9.77	55,564	16.28	57,965	16.99	2,945	4,564	5,430	3.6	9.7	
54	33,526	9.83	55,877	16.38	58,218	17.06	2,976	4,613	5,479	3.6	9.7	
55	33,714	9.88	56,190	16.47	58,471	17.14	3,008	4,662	5,528	3.5	9.7	
56	33,902	9.94	56,503	16.56	58,724	17.21	3,039	4,711	5,577	3.5	9.6	
57	34,089	9.99	56,816	16.65	58,976	17.29	3,071	4,759	5,627	3.5	9.6	
58	34,277	10.05	57,128	16.74	59,229	17.36	3,102	4,808	5,676	3.5	9.5	
59	34,465	10.10	57,441	16.84	59,482	17.43	3,134	4,857	5,725	3.5	9.5	
60	34,652	10.16	57,754	16.93	59,735	17.51	3,165	4,906	5,774	3.5	9.4	
61	34,840	10.21	58,067	17.02	59,988	17.58	3,197	4,955	5,823	3.4	9.4	
62	35,028	10.27	58,380	17.11	60,241	17.66	3,228	5,004	5,872	3.4	9.3	
63	35,216	10.32	58,693	17.20	60,494	17.73	3,260	5,052	5,922	3.4	9.3	
64	35,403	10.38	59,005	17.29	60,747	17.80	3,291	5,101	5,971	3.4	9.3	
65	35,591	10.43	59,318	17.39	61,000	17.88	3,323	5,150	6,020	3.4	9.2	

Note:

- Capacity as rated: 0 ft. above sea level with piping length as main pipe (16.4 ft.) + branch pipe (98.4 ft.) = 115 ft.
0 ft. level difference between outdoor and indoor units.
- Heating capacity rating obtained with air entering the indoor unit at 70°F dry bulb (DB) and 60°F wet bulb (WB), and outdoor ambient conditions of 47°F dry bulb (DB) and 43°F wet bulb (WB).
- Wiring cable size must comply with the applicable local and national codes.
- The specification may be subject to change without prior notice for purpose of improvement.
- Sum of connected indoor units' capacity is 24-65 kBtu/h.
- At least two indoor units must be connected.
- Combination tables with calculated SEER and HSPF are outside the scope of AHRI 1230 test standard.

COMBINATION TABLES

LMU480HV

Table 27: LMU480HV with Ducted Indoor Units — Rated Heating Combination Table.

Total Indoor Unit Capacity (kBtu/h)	Heating Capacity									COP	HSPF
	Minimum		Rated		Maximum		Input (W)				
	Btu/h	kW	Btu/h	kW	Btu/h	kW	Minimum	Rated	Maximum		
24	14,667	4.30	24,444	7.16	25,667	7.52	1,379	2,138	2,566	3.4	10.7
25	15,278	4.48	25,463	7.46	26,736	7.84	1,443	2,237	2,684	3.3	10.6
26	15,889	4.66	26,481	7.76	27,806	8.15	1,507	2,335	2,802	3.3	10.6
27	16,500	4.84	27,500	8.06	28,875	8.46	1,570	2,434	2,921	3.3	10.5
28	17,111	5.01	28,519	8.36	29,944	8.78	1,634	2,532	3,039	3.3	10.5
29	17,722	5.19	29,537	8.66	31,014	9.09	1,697	2,631	3,157	3.3	10.5
30	18,333	5.37	30,556	8.96	32,083	9.40	1,761	2,730	3,275	3.3	10.4
31	18,944	5.55	31,574	9.25	33,153	9.72	1,825	2,828	3,394	3.3	10.4
32	19,556	5.73	32,593	9.55	34,222	10.03	1,888	2,927	3,512	3.3	10.3
33	20,167	5.91	33,611	9.85	35,292	10.34	1,952	3,025	3,630	3.3	10.3
34	20,778	6.09	34,630	10.15	36,361	10.66	2,015	3,124	3,749	3.2	10.3
35	21,389	6.27	35,648	10.45	37,431	10.97	2,079	3,222	3,867	3.2	10.2
36	22,000	6.45	36,667	10.75	38,500	11.28	2,143	3,321	3,985	3.2	10.2
37	22,611	6.63	37,685	11.04	39,569	11.60	2,206	3,420	4,104	3.2	10.1
38	23,222	6.81	38,704	11.34	40,639	11.91	2,270	3,518	4,222	3.2	10.1
39	23,833	6.99	39,722	11.64	41,708	12.22	2,333	3,617	4,340	3.2	10.1
40	24,444	7.16	40,741	11.94	42,778	12.54	2,397	3,715	4,458	3.2	10.0
41	25,056	7.34	41,759	12.24	43,847	12.85	2,461	3,814	4,577	3.2	10.0
42	25,667	7.52	42,778	12.54	44,917	13.16	2,524	3,913	4,695	3.2	9.9
43	26,278	7.70	43,796	12.84	45,986	13.48	2,588	4,011	4,813	3.2	9.9
44	26,889	7.88	44,815	13.13	47,056	13.79	2,651	4,110	4,932	3.2	9.9
45	27,500	8.06	45,833	13.43	48,125	14.10	2,715	4,208	5,050	3.2	9.8
46	28,111	8.24	46,852	13.73	49,194	14.42	2,779	4,307	5,168	3.2	9.8
47	28,722	8.42	47,870	14.03	50,264	14.73	2,842	4,405	5,287	3.2	9.7
48	30,000	8.79	50,000	14.65	52,500	15.39	2,906	4,504	5,405	3.3	9.7
49	30,174	8.84	50,290	14.74	52,804	15.48	2,939	4,555	5,450	3.2	9.7
50	30,348	8.89	50,579	14.82	53,108	15.57	2,971	4,606	5,496	3.2	9.7
51	30,521	8.95	50,869	14.91	53,412	15.65	3,004	4,657	5,542	3.2	9.6
52	30,695	9.00	51,159	14.99	53,717	15.74	3,037	4,708	5,587	3.2	9.6
53	30,869	9.05	51,448	15.08	54,021	15.83	3,070	4,759	5,633	3.2	9.5
54	31,043	9.10	51,738	15.16	54,325	15.92	3,103	4,809	5,678	3.2	9.5
55	31,217	9.15	52,028	15.25	54,629	16.01	3,136	4,860	5,724	3.1	9.5
56	31,390	9.20	52,317	15.33	54,933	16.10	3,169	4,911	5,770	3.1	9.4
57	31,564	9.25	52,607	15.42	55,237	16.19	3,201	4,962	5,815	3.1	9.4
58	31,738	9.30	52,897	15.50	55,541	16.28	3,234	5,013	5,861	3.1	9.3
59	31,912	9.35	53,186	15.59	55,846	16.37	3,267	5,064	5,906	3.1	9.3
60	32,086	9.40	53,476	15.67	56,150	16.46	3,300	5,115	5,952	3.1	9.2
61	32,259	9.45	53,766	15.76	56,454	16.55	3,333	5,166	5,998	3.1	9.2
62	32,433	9.51	54,055	15.84	56,758	16.63	3,366	5,217	6,043	3.0	9.1
63	32,607	9.56	54,345	15.93	57,062	16.72	3,398	5,268	6,089	3.0	9.1
64	32,781	9.61	54,635	16.01	57,366	16.81	3,431	5,318	6,134	3.0	9.1
65	32,955	9.66	54,924	16.10	57,670	16.90	3,464	5,369	6,180	3.0	9.0

Note:

1. Capacity as rated: 0 ft. above sea level with piping length as main pipe (16.4 ft.) + branch pipe (98.4 ft.) = 115 ft.

0 ft. level difference between outdoor and indoor units.

2. Heating capacity rating obtained with air entering the indoor unit at: 70°F dry bulb (DB) and 60°F wet bulb (WB), and outdoor ambient conditions of 47°F dry bulb (DB) and 43°F wet bulb (WB).

3. Wiring cable size must comply with the applicable local and national codes.

4. The specification may be subject to change without prior notice for purpose of improvement.

5. Sum of connected indoor units' capacity is 24-65 kBtu/h.

6. At least two indoor units must be connected.

7. Combination tables with calculated SEER and HSPF are outside the scope of AHRI 1230 test standard.

FOR PROPER SYSTEM OPERATION:

1. At least two operable indoor units must be connected to the outdoor unit.
2. Total connected indoor unit nominal capacity must be a minimum 40% and a maximum of 133% of outdoor unit nominal capacity.
3. To calculate the connected total indoor unit nominal capacity, simply sum up the nominal capacities of all indoor units.
 - For 24,000 and 36,000 Btu/h high static duct and vertical-horizontal air handling indoor units, a 1.3 multiplier must first be applied before adding to the sum of other smaller indoor units.
 - When high static duct and/or vertical-horizontal air handling indoor units are the **only** connected indoor units, the multiplier is 1.2.

COMBINATION TABLES

LMU480HV

Table 28: LMU480HV with Mixed Indoor Units — Rated Heating Combination Table.

Total Indoor Unit Capacity (kBtu/h)	Heating Capacity									COP	HSPF
	Minimum		Rated		Maximum		Input (W)				
	Btu/h	kW	Btu/h	kW	Btu/h	kW	Minimum	Rated	Maximum		
24	15,253	4.47	25,422	7.45	26,693	7.82	1,399	2,169	2,603	3.4	10.8
25	15,889	4.66	26,481	7.76	27,806	8.15	1,460	2,262	2,715	3.4	10.8
26	16,524	4.84	27,541	8.07	28,918	8.48	1,520	2,356	2,827	3.4	10.8
27	17,160	5.03	28,600	8.38	30,030	8.80	1,580	2,449	2,939	3.4	10.7
28	17,796	5.22	29,659	8.69	31,142	9.13	1,641	2,543	3,051	3.4	10.7
29	18,431	5.40	30,719	9.00	32,254	9.45	1,701	2,636	3,164	3.4	10.6
30	19,067	5.59	31,778	9.31	33,367	9.78	1,761	2,730	3,276	3.4	10.6
31	19,702	5.77	32,837	9.62	34,479	10.11	1,821	2,823	3,388	3.4	10.5
32	20,338	5.96	33,896	9.93	35,591	10.43	1,882	2,917	3,500	3.4	10.5
33	20,973	6.15	34,956	10.24	36,703	10.76	1,942	3,010	3,612	3.4	10.5
34	21,609	6.33	36,015	10.56	37,816	11.08	2,002	3,104	3,724	3.4	10.4
35	22,244	6.52	37,074	10.87	38,928	11.41	2,063	3,197	3,836	3.4	10.4
36	22,880	6.71	38,133	11.18	40,040	11.74	2,123	3,291	3,949	3.4	10.3
37	23,516	6.89	39,193	11.49	41,152	12.06	2,183	3,384	4,061	3.4	10.3
38	24,151	7.08	40,252	11.80	42,264	12.39	2,243	3,477	4,173	3.4	10.3
39	24,787	7.26	41,311	12.11	43,377	12.71	2,304	3,571	4,285	3.4	10.2
40	25,422	7.45	42,370	12.42	44,489	13.04	2,364	3,664	4,397	3.4	10.2
41	26,058	7.64	43,430	12.73	45,601	13.36	2,424	3,758	4,509	3.4	10.1
42	26,693	7.82	44,489	13.04	46,713	13.69	2,485	3,851	4,622	3.4	10.1
43	27,329	8.01	45,548	13.35	47,826	14.02	2,545	3,945	4,734	3.4	10.1
44	27,964	8.20	46,607	13.66	48,938	14.34	2,605	4,038	4,846	3.4	10.0
45	28,600	8.38	47,667	13.97	50,050	14.67	2,666	4,132	4,958	3.4	10.0
46	29,236	8.57	48,726	14.28	51,162	14.99	2,726	4,225	5,070	3.4	9.9
47	29,871	8.75	49,785	14.59	52,274	15.32	2,786	4,319	5,182	3.4	9.9
48	31,200	9.14	52,000	15.24	54,600	16.00	2,846	4,412	5,294	3.5	9.9
49	31,381	9.20	52,301	15.33	54,879	16.08	2,879	4,462	5,342	3.4	9.9
50	31,561	9.25	52,602	15.42	55,157	16.17	2,911	4,512	5,389	3.4	9.8
51	31,742	9.30	52,904	15.51	55,436	16.25	2,943	4,562	5,437	3.4	9.7
52	31,923	9.36	53,205	15.59	55,714	16.33	2,975	4,611	5,484	3.4	9.7
53	32,104	9.41	53,506	15.68	55,993	16.41	3,007	4,661	5,531	3.4	9.6
54	32,284	9.46	53,807	15.77	56,271	16.49	3,039	4,711	5,579	3.3	9.6
55	32,465	9.52	54,109	15.86	56,550	16.57	3,072	4,761	5,626	3.3	9.6
56	32,646	9.57	54,410	15.95	56,828	16.66	3,104	4,811	5,674	3.3	9.5
57	32,827	9.62	54,711	16.03	57,107	16.74	3,136	4,861	5,721	3.3	9.5
58	33,007	9.67	55,012	16.12	57,385	16.82	3,168	4,911	5,768	3.3	9.4
59	33,188	9.73	55,314	16.21	57,664	16.90	3,200	4,960	5,816	3.3	9.4
60	33,369	9.78	55,615	16.30	57,943	16.98	3,232	5,010	5,863	3.3	9.3
61	33,550	9.83	55,916	16.39	58,221	17.06	3,265	5,060	5,910	3.2	9.3
62	33,730	9.89	56,217	16.48	58,500	17.15	3,297	5,110	5,958	3.2	9.2
63	33,911	9.94	56,519	16.56	58,778	17.23	3,329	5,160	6,005	3.2	9.2
64	34,092	9.99	56,820	16.65	59,057	17.31	3,361	5,210	6,053	3.2	9.2
65	34,273	10.04	57,121	16.74	59,335	17.39	3,393	5,260	6,100	3.2	9.1

Note:

1. Capacity as rated: 0 ft. above sea level with piping length as main pipe (16.4 ft.) + branch pipe (98.4 ft.) = 115 ft. 0 ft. level difference between outdoor and indoor units.
2. Heating capacity rating obtained with air entering the indoor unit at 70°F dry bulb (DB) and 60°F wet bulb (WB), and outdoor ambient conditions of 47°F dry bulb (DB) and 43°F wet bulb (WB).
3. Wiring cable size must comply with the applicable local and national codes.
4. The specification may be subject to change without prior notice for purpose of improvement.
5. Sum of connected indoor units' capacity is 24-65 kBtu/h.
6. At least two indoor units must be connected.
7. Combination tables with calculated SEER and HSPF are outside the scope of AHRI 1230 test standard.

COMBINATION TABLES

LMU540HV

The individual indoor unit capacity can be calculated based on the outdoor unit rated capacity as follows.¹

$$\text{Individual Indoor Unit Combination Capacity (Qidu [Combi])} = \frac{\text{Outdoor Unit Rated Capacity (Qodu [Rated])} \times \text{Individual Indoor Unit Rated Capacity (Qidu [Rated])}{\text{Total Connected Indoor Unit Rated Capacity } (\sum \text{Qidu [Rated]})}$$

¹To calculate the individual IDU capacity based on ODU corrected capacity, replace (Qodu [Rated]) with (Qodu [Corrected]) where (Qodu [Corrected]) is obtained from the capacity tables referencing design conditions.

Table 29: LMU540HV with Non-Ducted Indoor Units — Rated Cooling Combination Table.

Total Indoor Unit Capacity (kBtu/h)	Cooling Capacity									EER	SEER
	Minimum		Rated		Maximum		Input (W)				
	Btu/h	kW	Btu/h	kW	Btu/h	kW	Minimum	Rated	Maximum		
24	14,000	4.10	23,333	6.84	25,813	7.57	1,000	1,550	2,336	15.10	19.6
25	14,583	4.27	24,306	7.12	26,889	7.88	1,168	1,668	2,433	14.60	19.5
26	15,167	4.45	25,278	7.41	27,964	8.20	1,251	1,786	2,530	14.10	19.5
27	15,750	4.62	26,250	7.69	29,040	8.51	1,333	1,905	2,628	13.80	19.4
28	16,333	4.79	27,222	7.98	30,116	8.83	1,517	2,023	2,725	13.50	19.4
29	16,917	4.96	28,194	8.26	31,191	9.14	1,606	2,141	2,822	13.20	19.4
30	17,500	5.13	29,167	8.55	32,267	9.46	1,695	2,259	2,919	12.90	19.3
31	18,083	5.30	30,139	8.83	33,342	9.77	1,855	2,378	3,017	12.70	19.3
32	18,667	5.47	31,111	9.12	34,418	10.09	1,947	2,496	3,114	12.50	19.3
33	19,250	5.64	32,083	9.40	35,493	10.40	2,039	2,614	3,211	12.30	19.2
34	19,833	5.81	33,056	9.69	36,569	10.72	2,131	2,732	3,309	12.10	19.2
35	20,417	5.98	34,028	9.97	37,644	11.03	2,280	2,851	3,406	11.90	19.1
36	21,000	6.15	35,000	10.26	38,720	11.35	2,375	2,969	3,503	11.80	19.1
37	21,583	6.33	35,972	10.54	39,796	11.66	2,470	3,087	3,601	11.70	19.1
38	22,167	6.50	36,944	10.83	40,871	11.98	2,564	3,205	3,698	11.50	19.0
39	22,750	6.67	37,917	11.11	41,947	12.29	2,659	3,324	3,795	11.40	19.0
40	23,333	6.84	38,889	11.40	43,022	12.61	2,753	3,442	3,893	11.30	18.9
41	23,917	7.01	39,861	11.68	44,098	12.92	2,848	3,560	3,990	11.20	18.9
42	24,500	7.18	40,833	11.97	45,173	13.24	2,943	3,678	4,087	11.10	18.9
43	25,083	7.35	41,806	12.25	46,249	13.55	3,037	3,796	4,185	11.00	18.8
44	25,667	7.52	42,778	12.54	47,324	13.87	3,132	3,915	4,282	10.90	18.8
45	26,250	7.69	43,750	12.82	48,400	14.19	3,226	4,033	4,379	10.80	18.7
46	26,833	7.86	44,722	13.11	49,476	14.50	3,321	4,151	4,476	10.80	18.7
47	27,417	8.04	45,694	13.39	50,551	14.82	3,415	4,269	4,574	10.70	18.7
48	28,000	8.21	46,667	13.68	51,627	15.13	3,510	4,388	4,671	10.60	18.6
49	28,583	8.38	47,639	13.96	52,702	15.45	3,605	4,506	4,768	10.60	18.6
50	29,167	8.55	48,611	14.25	53,778	15.76	3,699	4,624	4,866	10.50	18.6
51	29,750	8.72	49,583	14.53	54,853	16.08	3,794	4,742	4,963	10.50	18.5
52	30,333	8.89	50,556	14.82	55,929	16.39	3,888	4,861	5,060	10.40	18.5
53	30,917	9.06	51,528	15.10	57,004	16.71	3,983	4,979	5,158	10.30	18.4
54	31,500	9.23	52,500	15.39	58,080	17.02	4,078	5,097	5,255	10.30	18.4
55	31,892	9.35	52,666	15.44	58,349	17.10	4,102	5,128	5,287	10.30	18.3
56	32,285	9.46	52,832	15.48	58,619	17.18	4,127	5,159	5,319	10.20	18.2
57	32,677	9.58	52,997	15.53	58,888	17.26	4,152	5,190	5,351	10.20	18.1
58	33,069	9.69	53,163	15.58	59,158	17.34	4,176	5,221	5,382	10.20	18.0
59	33,462	9.81	53,329	15.63	59,427	17.42	4,201	5,252	5,414	10.20	17.9
60	33,854	9.92	53,495	15.68	59,697	17.50	4,226	5,282	5,446	10.10	17.8
61	34,247	10.04	53,661	15.73	59,966	17.58	4,251	5,313	5,478	10.10	17.7
62	34,639	10.15	53,826	15.78	60,236	17.65	4,275	5,344	5,510	10.10	17.6
63	35,031	10.27	53,992	15.82	60,505	17.73	4,300	5,375	5,542	10.00	17.5
64	35,424	10.38	54,158	15.87	60,775	17.81	4,325	5,406	5,573	10.00	17.4
65	35,816	10.50	54,324	15.92	61,044	17.89	4,350	5,437	5,605	10.00	17.3
66	36,208	10.61	54,489	15.97	61,314	17.97	4,374	5,468	5,637	10.00	17.2
67	36,601	10.73	54,655	16.02	61,583	18.05	4,399	5,499	5,669	9.90	17.1
68	36,993	10.84	54,821	16.07	61,853	18.13	4,424	5,530	5,701	9.90	17.0
69	37,386	10.96	54,987	16.12	62,122	18.21	4,448	5,561	5,733	9.90	16.9
70	37,778	11.07	55,153	16.16	62,392	18.29	4,473	5,591	5,764	9.90	16.9
71	38,170	11.19	55,318	16.21	62,661	18.36	4,498	5,622	5,796	9.80	16.8
72	38,563	11.30	55,484	16.26	62,931	18.44	4,523	5,653	5,828	9.80	16.7
73	38,955	11.42	55,650	16.31	63,200	18.52	4,547	5,684	5,860	9.80	16.6

Note:

- Capacity as rated: 0 ft. above sea level with piping length as main pipe (16.4 ft.) + branch pipe (98.4 ft.) = 115 ft. 0 ft. level difference between outdoor and indoor units.
- Cooling capacity rating obtained with air entering the indoor unit at 80°F dry bulb (DB) and 67°F wet bulb (WB), and outdoor ambient conditions of 95°F dry bulb (DB) and 75°F wet bulb (WB).

- Wiring cable size must comply with the applicable local and national codes.
- The specification may be subject to change without prior notice for purpose of improvement.
- Sum of connected indoor units' capacity is 24-73 kBtu/h.
- At least two indoor units must be connected.
- Combination tables with calculated SEER and HSPF are outside the scope of AHRI 1230 test standard.

FOR PROPER SYSTEM OPERATION:

1. At least two operable indoor units must be connected to the outdoor unit.
2. Total connected indoor unit nominal capacity must be a minimum 40% and a maximum of 133% of outdoor unit nominal capacity.
3. To calculate the connected total indoor unit nominal capacity, simply sum up the nominal capacities of all indoor units.
 - For 24,000 and 36,000 Btu/h high static duct and vertical-horizontal air handling indoor units, a 1.3 multiplier must first be applied before adding to the sum of other smaller indoor units.
 - When high static duct and/or vertical-horizontal air handling indoor units are the **only** connected indoor units, the multiplier is 1.2.

COMBINATION TABLES

LMU540HV

Table 30: LMU540HV with Ducted Indoor Units – Rated Cooling Combination Table.

Total Indoor Unit Capacity (kBtu/h)	Cooling Capacity									EER	SEER
	Minimum		Rated		Maximum		Input (W)				
	Btu/h	kW	Btu/h	kW	Btu/h	kW	Minimum	Rated	Maximum		
24	13,989	4.10	23,314	6.83	25,646	7.52	1,000	1,550	2,337	15.0	18.3
25	14,571	4.27	24,286	7.12	26,714	7.83	1,076	1,668	2,434	14.6	18.2
26	15,154	4.44	25,257	7.40	27,783	8.14	1,153	1,787	2,532	14.1	18.1
27	15,737	4.61	26,229	7.69	28,851	8.46	1,229	1,905	2,629	13.8	18.1
28	16,320	4.78	27,200	7.97	29,920	8.77	1,305	2,023	2,726	13.4	18.0
29	16,903	4.95	28,171	8.26	30,989	9.08	1,382	2,142	2,824	13.2	17.9
30	17,486	5.12	29,143	8.54	32,057	9.40	1,458	2,260	2,921	12.9	17.8
31	18,069	5.30	30,114	8.83	33,126	9.71	1,534	2,378	3,019	12.7	17.7
32	18,651	5.47	31,086	9.11	34,194	10.02	1,611	2,497	3,116	12.5	17.6
33	19,234	5.64	32,057	9.40	35,263	10.33	1,687	2,615	3,213	12.3	17.6
34	19,817	5.81	33,029	9.68	36,331	10.65	1,763	2,733	3,311	12.1	17.5
35	20,400	5.98	34,000	9.96	37,400	10.96	1,840	2,852	3,408	11.9	17.4
36	20,983	6.15	34,971	10.25	38,469	11.27	1,916	2,970	3,505	11.8	17.3
37	21,566	6.32	35,943	10.53	39,537	11.59	1,992	3,088	3,603	11.6	17.2
38	22,149	6.49	36,914	10.82	40,606	11.90	2,069	3,207	3,700	11.5	17.1
39	22,731	6.66	37,886	11.10	41,674	12.21	2,145	3,325	3,798	11.4	17.1
40	23,314	6.83	38,857	11.39	42,743	12.53	2,222	3,443	3,895	11.3	17.0
41	23,897	7.00	39,829	11.67	43,811	12.84	2,298	3,562	3,992	11.2	16.9
42	24,480	7.17	40,800	11.96	44,880	13.15	2,374	3,680	4,090	11.1	16.8
43	25,063	7.35	41,771	12.24	45,949	13.47	2,451	3,798	4,187	11.0	16.7
44	25,646	7.52	42,743	12.53	47,017	13.78	2,527	3,917	4,284	10.9	16.6
45	26,229	7.69	43,714	12.81	48,086	14.09	2,603	4,035	4,382	10.8	16.6
46	26,811	7.86	44,686	13.10	49,154	14.41	2,680	4,153	4,479	10.8	16.5
47	27,394	8.03	45,657	13.38	50,223	14.72	2,756	4,272	4,576	10.7	16.4
48	27,977	8.20	46,629	13.67	51,291	15.03	2,832	4,390	4,674	10.6	16.3
49	28,560	8.37	47,600	13.95	52,360	15.35	2,909	4,508	4,771	10.6	16.2
50	29,143	8.54	48,571	14.24	53,429	15.66	2,985	4,627	4,869	10.5	16.1
51	29,726	8.71	49,543	14.52	54,497	15.97	3,061	4,745	4,966	10.4	16.1
52	30,309	8.88	50,514	14.80	55,566	16.29	3,138	4,863	5,063	10.4	16.0
53	30,892	8.93	50,757	14.88	55,833	16.36	3,214	4,982	5,161	10.2	15.9
54	30,600	8.97	51,000	14.95	56,100	16.44	3,290	5,100	5,258	10.0	15.8
55	30,697	9.00	51,161	14.99	56,474	16.55	3,310	5,131	5,290	10.0	15.8
56	30,793	9.02	51,322	15.04	56,847	16.66	3,330	5,161	5,321	9.9	15.8
57	30,890	9.05	51,483	15.09	57,221	16.77	3,350	5,192	5,353	9.9	15.8
58	30,987	9.08	51,644	15.14	57,595	16.88	3,370	5,223	5,385	9.9	15.8
59	31,083	9.11	51,805	15.18	57,968	16.99	3,389	5,254	5,416	9.9	15.8
60	31,180	9.14	51,966	15.23	58,342	17.10	3,409	5,284	5,448	9.8	15.8
61	31,276	9.17	52,127	15.28	58,716	17.21	3,429	5,315	5,480	9.8	15.8
62	31,373	9.19	52,288	15.32	59,089	17.32	3,449	5,346	5,512	9.8	15.8
63	31,470	9.22	52,449	15.37	59,463	17.43	3,469	5,377	5,543	9.8	15.8
64	31,566	9.25	52,611	15.42	59,837	17.54	3,489	5,407	5,575	9.7	15.8
65	31,663	9.28	52,772	15.47	60,211	17.65	3,508	5,438	5,607	9.7	15.8
66	31,760	9.31	52,933	15.51	60,584	17.76	3,528	5,469	5,638	9.7	15.8
67	31,856	9.34	53,094	15.56	60,958	17.87	3,548	5,500	5,670	9.7	15.8
68	31,953	9.36	53,255	15.61	61,332	17.98	3,568	5,530	5,702	9.6	15.8
69	32,049	9.39	53,416	15.66	61,705	18.08	3,588	5,561	5,733	9.6	15.8
70	32,146	9.42	53,577	15.70	62,079	18.19	3,608	5,592	5,765	9.6	15.8
71	32,243	9.45	53,738	15.75	62,453	18.30	3,627	5,623	5,797	9.6	15.8
72	32,339	9.48	53,899		62,826	18.41	3,647	5,653	5,828	9.5	15.8
73	32,436	9.51	54,060	15.84	63,200	18.52	3,667	5,684	5,860	9.5	15.8

Note:

1. Capacity as rated: 0 ft. above sea level with piping length as main pipe (16.4 ft.) + branch pipe (98.4 ft.) = 115 ft.
0 ft. level difference between outdoor and indoor units.
2. Cooling capacity rating obtained with air entering the indoor unit at 80°F dry bulb (DB) and 67°F wet bulb (WB), and outdoor ambient conditions of 95°F dry bulb (DB) and 75°F wet bulb (WB).
3. Wiring cable size must comply with the applicable local and national codes.
4. The specification may be subject to change without prior notice for purpose of improvement.
5. Sum of connected indoor units' capacity is 24-73 kBtu/h.
6. At least two indoor units must be connected.
7. Combination tables with calculated SEER and HSPF are outside the scope of AHRI 1230 test standard.

COMBINATION TABLES

LMU540HV

Table 31: LMU540HV with Non-Ducted Indoor Units — Rated Heating Combination Table.

Total Indoor Unit Capacity (kBtu/h)	Cooling Capacity									EER	SEER
	Minimum		Rated		Maximum		Input (W)				
	Btu/h	kW	Btu/h	kW	Btu/h	kW	Minimum	Rated	Maximum		
24	14,194	4.16	23,657	6.93	26,023	7.63	1,000	1,550	2,337	15.3	19.0
25	14,786	4.33	24,643	7.22	27,107	7.94	1,076	1,668	2,434	14.8	18.9
26	15,377	4.51	25,629	7.51	28,191	8.26	1,153	1,787	2,531	14.3	18.8
27	15,969	4.68	26,614	7.80	29,276	8.58	1,229	1,905	2,629	14.0	18.8
28	16,560	4.85	27,600	8.09	30,360	8.90	1,305	2,023	2,726	13.6	18.7
29	17,151	5.03	28,586	8.38	31,444	9.22	1,382	2,141	2,823	13.3	18.6
30	17,743	5.20	29,571	8.67	32,529	9.53	1,458	2,260	2,920	13.1	18.6
31	18,334	5.37	30,557	8.96	33,613	9.85	1,534	2,378	3,018	12.9	18.5
32	18,926	5.55	31,543	9.24	34,697	10.17	1,610	2,496	3,115	12.6	18.5
33	19,517	5.72	32,529	9.53	35,781	10.49	1,687	2,615	3,212	12.4	18.4
34	20,109	5.89	33,514	9.82	36,866	10.80	1,763	2,733	3,310	12.3	18.3
35	20,700	6.07	34,500	10.11	37,950	11.12	1,839	2,851	3,407	12.1	18.3
36	21,291	6.24	35,486	10.40	39,034	11.44	1,916	2,969	3,504	12.0	18.2
37	21,883	6.41	36,471	10.69	40,119	11.76	1,992	3,088	3,602	11.8	18.1
38	22,474	6.59	37,457	10.98	41,203	12.08	2,068	3,206	3,699	11.7	18.1
39	23,066	6.76	38,443	11.27	42,287	12.39	2,145	3,324	3,797	11.6	18.0
40	23,657	6.93	39,429	11.56	43,371	12.71	2,221	3,443	3,894	11.5	18.0
41	24,249	7.11	40,414	11.84	44,456	13.03	2,297	3,561	3,991	11.3	17.9
42	24,840	7.28	41,400	12.13	45,540	13.35	2,374	3,679	4,089	11.3	17.8
43	25,431	7.45	42,386	12.42	46,624	13.66	2,450	3,797	4,186	11.2	17.8
44	26,023	7.63	43,371	12.71	47,709	13.98	2,526	3,916	4,283	11.1	17.7
45	26,614	7.80	44,357	13.00	48,793	14.30	2,603	4,034	4,381	11.0	17.7
46	27,206	7.97	45,343	13.29	49,877	14.62	2,679	4,152	4,478	10.9	17.6
47	27,797	8.15	46,329	13.58	50,961	14.94	2,755	4,271	4,575	10.8	17.5
48	28,389	8.32	47,314	13.87	52,046	15.25	2,831	4,389	4,673	10.8	17.5
49	28,980	8.49	48,300	14.16	53,130	15.57	2,908	4,507	4,770	10.7	17.4
50	29,571	8.67	49,286	14.44	54,214	15.89	2,984	4,625	4,868	10.7	17.3
51	30,163	8.84	50,271	14.73	55,299	16.21	3,060	4,744	4,965	10.6	17.3
52	30,754	9.01	51,257	15.02	56,383	16.52	3,137	4,862	5,062	10.5	17.2
53	30,902	9.06	51,504	15.09	56,654	16.60	3,213	4,980	5,160	10.3	17.2
54	31,050	9.10	51,750	15.17	56,925	16.68	3,289	5,099	5,257	10.2	17.1
55	31,148	9.13	51,913	15.21	57,255	16.78	3,309	5,129	5,289	10.1	17.1
56	31,246	9.16	52,077	15.26	57,586	16.88	3,329	5,160	5,320	10.1	17.0
57	31,344	9.19	52,240	15.31	57,916	16.97	3,349	5,191	5,352	10.1	17.0
58	31,442	9.22	52,404	15.36	58,246	17.07	3,369	5,222	5,384	10.0	16.9
59	31,540	9.24	52,567	15.41	58,576	17.17	3,389	5,253	5,415	10.0	16.9
60	31,638	9.27	52,731	15.45	58,907	17.26	3,409	5,283	5,447	10.0	16.8
61	31,736	9.30	52,894	15.50	59,237	17.36	3,429	5,314	5,479	10.0	16.8
62	31,834	9.33	53,057	15.55	59,567	17.46	3,448	5,345	5,511	9.9	16.7
63	31,932	9.36	53,221	15.60	59,897	17.55	3,468	5,376	5,543	9.9	16.7
64	32,031	9.39	53,384	15.65	60,228	17.65	3,488	5,407	5,574	9.9	16.6
65	32,129	9.42	53,548	15.69	60,558	17.75	3,508	5,437	5,606	9.8	16.6
66	32,227	9.45	53,711	15.74	60,888	17.85	3,528	5,468	5,638	9.8	16.5
67	32,325	9.47	53,874	15.79	61,218	17.94	3,548	5,499	5,670	9.8	16.5
68	32,423	9.50	54,038	15.84	61,549	18.04	3,568	5,530	5,702	9.8	16.4
69	32,521	9.53	54,201	15.89	61,879	18.14	3,588	5,561	5,733	9.7	16.4
70	32,619	9.56	54,365	15.93	62,209	18.23	3,607	5,592	5,765	9.7	16.3
71	32,717	9.59	54,528	15.98	62,539	18.33	3,627	5,622	5,797	9.7	16.3
72	32,815	9.62	54,692	16.03	62,870	18.43	3,647	5,653	5,828	9.7	16.2
73	35,696	10.46	54,855	16.08	63,200	18.52	3,667	5,684	5,860	9.7	16.2

Note:

1. Capacity as rated: 0 ft. above sea level with piping length as main pipe (16.4 ft.) + branch pipe (98.4 ft.) = 115 ft.

0 ft. level difference between outdoor and indoor units.

2. Heating capacity rating obtained with air entering the indoor unit at 70°F dry bulb (DB) and 60°F wet bulb (WB), and outdoor ambient conditions of 47°F dry bulb (DB) and 43°F wet bulb (WB).

3. Wiring cable size must comply with the applicable local and national codes.

4. The specification may be subject to change without prior notice for purpose of improvement.

5. Sum of connected indoor units' capacity is 24-73 kBtu/h.

6. At least two indoor units must be connected.

7. Combination tables with calculated SEER and HSPF are outside the scope of AHRI 1230 test standard.

FOR PROPER SYSTEM OPERATION:

1. At least two operable indoor units must be connected to the outdoor unit.
2. Total connected indoor unit nominal capacity must be a minimum 40% and a maximum of 133% of outdoor unit nominal capacity.
3. To calculate the connected total indoor unit nominal capacity, simply sum up the nominal capacities of all indoor units.
 - For 24,000 and 36,000 Btu/h high static duct and vertical-horizontal air handling indoor units, a 1.3 multiplier must first be applied before adding to the sum of other smaller indoor units.
 - When high static duct and/or vertical-horizontal air handling indoor units are the **only** connected indoor units, the multiplier is 1.2.

COMBINATION TABLES

LMU540HV

Table 32: LMU540HV with Mixed Indoor Units — Rated Cooling Combination Table.

Total Indoor Unit Capacity (kBtu/h)	Heating Capacity									COP	HSPF
	Minimum		Rated		Maximum		Input (W)				
	Btu/h	kW	Btu/h	kW	Btu/h	kW	Minimum	Rated	Maximum		
24	16,272	4.77	27,120	7.95	28,476	8.35	1,394	2,161	2,474	3.7	10.3
25	16,950	4.97	28,250	8.28	29,663	8.69	1,464	2,269	2,578	3.6	10.2
26	17,628	5.17	29,380	8.61	30,849	9.04	1,534	2,377	2,681	3.6	10.2
27	18,306	5.37	30,510	8.94	32,036	9.39	1,603	2,485	2,784	3.6	10.1
28	18,984	5.56	31,640	9.27	33,222	9.74	1,673	2,593	2,887	3.6	10.1
29	19,662	5.76	32,770	9.60	34,409	10.08	1,742	2,701	2,990	3.6	10.0
30	20,340	5.96	33,900	9.94	35,595	10.43	1,812	2,809	3,093	3.5	10.0
31	21,018	6.16	35,030	10.27	36,782	10.78	1,882	2,917	3,196	3.5	9.9
32	21,696	6.36	36,160	10.60	37,968	11.13	1,951	3,025	3,299	3.5	9.9
33	22,374	6.56	37,290	10.93	39,155	11.48	2,021	3,133	3,402	3.5	9.8
34	23,052	6.76	38,420	11.26	40,341	11.82	2,091	3,241	3,505	3.5	9.8
35	23,730	6.95	39,550	11.59	41,528	12.17	2,160	3,349	3,609	3.5	9.7
36	24,408	7.15	40,680	11.92	42,714	12.52	2,230	3,457	3,712	3.4	9.7
37	25,086	7.35	41,810	12.25	43,901	12.87	2,300	3,565	3,815	3.4	9.6
38	25,764	7.55	42,940	12.58	45,087	13.21	2,369	3,673	3,918	3.4	9.6
39	26,442	7.75	44,070	12.92	46,274	13.56	2,439	3,781	4,021	3.4	9.5
40	27,120	7.95	45,200	13.25	47,460	13.91	2,509	3,888	4,124	3.4	9.4
41	27,798	8.15	46,330	13.58	48,647	14.26	2,578	3,996	4,227	3.4	9.4
42	28,476	8.35	47,460	13.91	49,833	14.61	2,648	4,104	4,330	3.4	9.3
43	29,154	8.54	48,590	14.24	51,020	14.95	2,718	4,212	4,433	3.4	9.3
44	29,832	8.74	49,720	14.57	52,206	15.30	2,787	4,320	4,536	3.4	9.2
45	30,510	8.94	50,850	14.90	53,393	15.65	2,857	4,428	4,640	3.4	9.2
46	31,188	9.14	51,980	15.23	54,579	16.00	2,927	4,536	4,743	3.4	9.1
47	31,866	9.34	53,110	15.57	55,766	16.34	2,996	4,644	4,846	3.4	9.1
48	32,544	9.54	54,240	15.90	56,952	16.69	3,066	4,752	4,949	3.3	9.0
49	32,920	9.65	54,867	16.08	57,610	16.88	3,136	4,860	5,052	3.3	9.0
50	33,296	9.76	55,493	16.26	58,268	17.08	3,205	4,968	5,155	3.3	8.9
51	33,672	9.87	56,120	16.45	58,926	17.27	3,275	5,076	5,258	3.2	8.9
52	34,048	9.98	56,747	16.63	59,584	17.46	3,345	5,184	5,361	3.2	8.8
53	34,424	10.09	57,373	16.82	60,242	17.66	3,414	5,292	5,464	3.2	8.8
54	34,800	10.20	58,000	17.00	60,900	17.85	3,484	5,400	5,567	3.1	8.7
55	34,910	10.23	58,183	17.05	61,063	17.90	3,504	5,432	5,600	3.1	8.7
56	35,020	10.26	58,366	17.11	61,226	17.94	3,525	5,464	5,633	3.1	8.7
57	35,130	10.30	58,549	17.16	61,389	17.99	3,545	5,495	5,666	3.1	8.7
58	35,240	10.33	58,733	17.21	61,553	18.04	3,566	5,527	5,698	3.1	8.7
59	35,349	10.36	58,916	17.27	61,716	18.09	3,586	5,559	5,731	3.1	8.7
60	35,459	10.39	59,099	17.32	61,879	18.14	3,607	5,591	5,764	3.1	8.7
61	35,569	10.42	59,282	17.37	62,042	18.18	3,627	5,623	5,797	3.1	8.7
62	35,679	10.46	59,465	17.43	62,205	18.23	3,648	5,654	5,830	3.1	8.7
63	35,789	10.49	59,648	17.48	62,368	18.28	3,668	5,686	5,862	3.1	8.7
64	35,899	10.52	59,832	17.54	62,532	18.33	3,689	5,718	5,895	3.1	8.7
65	36,009	10.55	60,015	17.59	62,695	18.37	3,709	5,750	5,928	3.1	8.7
66	36,119	11.72	60,198	17.64	62,858	18.42	3,730	5,781	5,961	3.1	8.7
67	36,229	11.85	60,381	17.70	63,021	18.47	3,750	5,813	5,993	3.0	8.7
68	36,339	11.98	60,564	17.75	63,184	18.52	3,771	5,845	6,026	3.0	8.7
69	36,448	12.10	60,747	17.80	63,347	18.57	3,792	5,877	6,059	3.0	8.7
70	36,558	12.23	60,931	17.86	63,511	18.61	3,812	5,909	6,092	3.0	8.7
71	36,668	12.36	61,114	17.91	63,674	18.66	3,833	5,940	6,124	3.0	8.7
72	36,778	12.49	61,297	17.97	63,837	18.71	3,853	5,972	6,157	3.0	8.7
73	36,888	12.61	61,480	18.02	64,000	18.76	3,874	6,004	6,190	3.0	8.7

Note:

1. Capacity as rated: 0 ft. above sea level with piping length as main pipe (16.4 ft.) + branch pipe (98.4 ft.) = 115 ft. 0 ft. level difference between outdoor and indoor units.
2. Cooling capacity rating obtained with air entering the indoor unit at 80°F dry bulb (DB) and 67°F wet bulb (WB), and outdoor ambient conditions of 95°F dry bulb (DB) and 75°F wet bulb (WB).
3. Wiring cable size must comply with the applicable local and national codes.
4. The specification may be subject to change without prior notice for purpose of improvement.
5. Sum of connected indoor units' capacity is 24-73 kBtu/h.
6. At least two indoor units must be connected.
7. Combination tables with calculated SEER and HSPF are outside the scope of AHRI 1230 test standard.

COMBINATION TABLES

LMU540HV

Table 33: LMU540HV with Ducted Indoor Units — Rated Heating Combination Table.

Total Indoor Unit Capacity (kBtu/h)	Heating Capacity									COP	HSPF
	Minimum		Rated		Maximum		Input (W)				
	Btu/h	kW	Btu/h	kW	Btu/h	kW	Minimum	Rated	Maximum		
24	15,909	4.66	26,514	7.77	27,840	8.16	1,490	2,310	2,557	3.4	9.8
25	16,571	4.86	27,619	8.09	29,000	8.50	1,561	2,419	2,663	3.3	9.8
26	17,234	5.05	28,724	8.42	30,160	8.84	1,631	2,528	2,770	3.3	9.7
27	17,897	5.25	29,829	8.74	31,320	9.18	1,701	2,637	2,876	3.3	9.7
28	18,560	5.44	30,933	9.07	32,480	9.52	1,772	2,746	2,983	3.3	9.6
29	19,223	5.63	32,038	9.39	33,640	9.86	1,842	2,855	3,090	3.3	9.6
30	19,886	5.83	33,143	9.71	34,800	10.20	1,912	2,964	3,196	3.3	9.5
31	20,549	6.02	34,248	10.04	35,960	10.54	1,983	3,073	3,303	3.3	9.5
32	21,211	6.22	35,352	10.36	37,120	10.88	2,053	3,182	3,409	3.3	9.4
33	21,874	6.41	36,457	10.68	38,280	11.22	2,123	3,291	3,516	3.2	9.4
34	22,537	6.61	37,562	11.01	39,440	11.56	2,194	3,400	3,622	3.2	9.3
35	23,200	6.80	38,667	11.33	40,600	11.90	2,264	3,509	3,729	3.2	9.3
36	23,863	6.99	39,771	11.66	41,760	12.24	2,334	3,618	3,835	3.2	9.2
37	24,526	7.19	40,876	11.98	42,920	12.58	2,405	3,727	3,942	3.2	9.2
38	25,189	7.38	41,981	12.30	44,080	12.92	2,475	3,836	4,048	3.2	9.1
39	25,851	7.58	43,086	12.63	45,240	13.26	2,545	3,945	4,155	3.2	9.1
40	26,514	7.77	44,190	12.95	46,400	13.60	2,615	4,054	4,261	3.2	9.0
41	27,177	7.97	45,295	13.28	47,560	13.94	2,686	4,163	4,368	3.2	9.0
42	27,840	8.16	46,400	13.60	48,720	14.28	2,756	4,272	4,475	3.2	8.9
43	28,503	8.35	47,505	13.92	49,880	14.62	2,826	4,381	4,581	3.2	8.9
44	29,166	8.55	48,610	14.25	51,040	14.96	2,897	4,490	4,688	3.2	8.8
45	29,829	8.74	49,714	14.57	52,200	15.30	2,967	4,599	4,794	3.2	8.8
46	30,491	8.94	50,819	14.89	53,360	15.64	3,037	4,708	4,901	3.2	8.7
47	31,154	9.13	51,924	15.22	54,520	15.98	3,108	4,817	5,007	3.2	8.7
48	31,817	9.33	53,029	15.54	55,680	16.32	3,178	4,926	5,114	3.2	8.6
49	32,480	9.52	54,133	15.87	56,840	16.66	3,248	5,035	5,220	3.2	8.6
50	33,143	9.71	55,238	16.19	58,000	17.00	3,319	5,144	5,327	3.1	8.5
51	33,806	9.91	56,343	16.51	59,160	17.34	3,389	5,253	5,433	3.1	8.5
52	34,469	10.10	57,448	16.84	60,320	17.68	3,459	5,362	5,540	3.1	8.4
53	34,634	10.15	57,724	16.92	60,610	17.76	3,530	5,471	5,646	3.1	8.4
54	34,800	10.20	58,000	17.00	60,900	17.85	3,600	5,580	5,753	3.0	8.3
55	34,910	10.23	58,183	17.05	61,021	17.88	3,614	5,602	5,776	3.0	8.3
56	35,020	10.26	58,366	17.11	61,142	17.92	3,629	5,625	5,799	3.0	8.3
57	35,130	10.30	58,549	17.16	61,263	17.96	3,643	5,647	5,822	3.0	8.3
58	35,240	10.33	58,733	17.21	61,384	17.99	3,658	5,669	5,845	3.0	8.3
59	35,349	10.36	58,916	17.27	61,505	18.03	3,672	5,692	5,868	3.0	8.3
60	35,459	10.39	59,099	17.32	61,626	18.06	3,686	5,714	5,891	3.0	8.3
61	35,569	10.42	59,282	17.37	61,747	18.10	3,701	5,736	5,914	3.0	8.3
62	35,679	10.46	59,465	17.43	61,868	18.13	3,715	5,759	5,937	3.0	8.3
63	35,789	10.49	59,648	17.48	61,989	18.17	3,730	5,781	5,960	3.0	8.3
64	35,899	10.52	59,832	17.54	62,111	18.20	3,744	5,803	5,983	3.0	8.3
65	36,009	10.55	60,015	17.59	62,232	18.24	3,758	5,825	6,006	3.0	8.3
66	36,119	10.59	60,198	17.64	62,353	18.27	3,773	5,848	6,029	3.0	8.3
67	36,229	10.62	60,381	17.70	62,474	18.31	3,787	5,870	6,052	3.0	8.3
68	36,339	10.65	60,564	17.75	62,595	18.35	3,802	5,892	6,075	3.0	8.3
69	36,448	10.68	60,747	17.80	62,716	18.38	3,816	5,915	6,098	3.0	8.3
70	36,558	10.71	60,931	17.86	62,837	18.42	3,830	5,937	6,121	3.0	8.3
71	36,668	10.75	61,114	17.91	62,958	18.45	3,845	5,959	6,144	3.0	8.3
72	36,778	10.78	61,297	17.97	63,079	18.49	3,859	5,982	6,167	3.0	8.3
73	36,888	10.81	61,480	18.02	63,200	18.52	3,874	6,004	6,190	3.0	8.3

Note:

- Capacity as rated: 0 ft. above sea level with piping length as main pipe (16.4 ft.) + branch pipe (98.4 ft.) = 115 ft. 0 ft. level difference between outdoor and indoor units.
- Heating capacity rating obtained with air entering the indoor unit at 70°F dry bulb (DB) and 60°F wet bulb (WB), and outdoor ambient conditions of 47°F dry bulb (DB) and 43°F wet bulb (WB).
- Wiring cable size must comply with the applicable local and national codes.
- The specification may be subject to change without prior notice for purpose of improvement.
- Sum of connected indoor units' capacity is 24-73 kBtu/h.
- At least two indoor units must be connected.
- Combination tables with calculated SEER and HSPF are outside the scope of AHRI 1230 test standard.

FOR PROPER SYSTEM OPERATION:

1. At least two operable indoor units must be connected to the outdoor unit.
2. Total connected indoor unit nominal capacity must be a minimum 40% and a maximum of 133% of outdoor unit nominal capacity.
3. To calculate the connected total indoor unit nominal capacity, simply sum up the nominal capacities of all indoor units.
 - For 24,000 and 36,000 Btu/h high static duct and vertical-horizontal air handling indoor units, a 1.3 multiplier must first be applied before adding to the sum of other smaller indoor units.
 - When high static duct and/or vertical-horizontal air handling indoor units are the **only** connected indoor units, the multiplier is 1.2.

COMBINATION TABLES

LMU540HV

Table 34: LMU540HV with Mixed Indoor Units – Rated Heating Combination Table.

Total Indoor Unit Capacity (kBtu/h)	Heating Capacity										COP	HSPF
	Minimum		Rated		Maximum		Input (W)					
	Btu/h	kW	Btu/h	kW	Btu/h	kW	Minimum	Rated	Maximum			
24	16,090	4.72	26,817	7.86	28,158	8.25	1,442	2,236	2,516	3.5	10.1	
25	16,761	4.91	27,935	8.19	29,331	8.60	1,512	2,344	2,621	3.5	10.0	
26	17,431	5.11	29,052	8.51	30,505	8.94	1,582	2,452	2,726	3.5	9.9	
27	18,102	5.31	30,169	8.84	31,678	9.28	1,652	2,561	2,830	3.5	9.9	
28	18,772	5.50	31,287	9.17	32,851	9.63	1,722	2,669	2,935	3.4	9.8	
29	19,442	5.70	32,404	9.50	34,024	9.97	1,792	2,778	3,040	3.4	9.8	
30	20,113	5.89	33,521	9.82	35,198	10.32	1,862	2,886	3,145	3.4	9.7	
31	20,783	6.09	34,639	10.15	36,371	10.66	1,932	2,995	3,250	3.4	9.7	
32	21,454	6.29	35,756	10.48	37,544	11.00	2,002	3,103	3,354	3.4	9.6	
33	22,124	6.48	36,874	10.81	38,717	11.35	2,072	3,212	3,459	3.4	9.6	
34	22,795	6.68	37,991	11.13	39,891	11.69	2,142	3,320	3,564	3.4	9.5	
35	23,465	6.88	39,108	11.46	41,064	12.04	2,212	3,429	3,669	3.3	9.5	
36	24,135	7.07	40,226	11.79	42,237	12.38	2,282	3,537	3,774	3.3	9.4	
37	24,806	7.27	41,343	12.12	43,410	12.72	2,352	3,646	3,879	3.3	9.4	
38	25,476	7.47	42,460	12.44	44,584	13.07	2,422	3,754	3,983	3.3	9.3	
39	26,147	7.66	43,578	12.77	45,757	13.41	2,492	3,863	4,088	3.3	9.3	
40	26,817	7.86	44,695	13.10	46,930	13.75	2,562	3,971	4,193	3.3	9.2	
41	27,488	8.06	45,813	13.43	48,103	14.10	2,632	4,080	4,298	3.3	9.2	
42	28,158	8.25	46,930	13.75	49,277	14.44	2,702	4,188	4,403	3.3	9.1	
43	28,828	8.45	48,047	14.08	50,450	14.79	2,772	4,297	4,507	3.3	9.1	
44	29,499	8.65	49,165	14.41	51,623	15.13	2,842	4,405	4,612	3.3	9.0	
45	30,169	8.84	50,282	14.74	52,796	15.47	2,912	4,514	4,717	3.3	9.0	
46	30,840	9.04	51,400	15.06	53,970	15.82	2,982	4,622	4,822	3.3	8.9	
47	31,510	9.24	52,517	15.39	55,143	16.16	3,052	4,731	4,927	3.3	8.9	
48	32,181	9.43	53,634	15.72	56,316	16.51	3,122	4,839	5,032	3.2	8.8	
49	32,700	9.58	54,500	15.97	57,225	16.77	3,192	4,948	5,136	3.2	8.8	
50	33,219	9.74	55,366	16.23	58,134	17.04	3,262	5,056	5,241	3.2	8.7	
51	33,739	9.89	56,231	16.48	59,043	17.30	3,332	5,165	5,346	3.2	8.7	
52	34,258	10.04	57,097	16.73	59,952	17.57	3,402	5,273	5,451	3.2	8.6	
53	34,529	10.12	57,549	16.87	60,426	17.71	3,472	5,382	5,555	3.1	8.6	
54	34,800	10.20	58,000	17.00	60,900	17.85	3,542	5,490	5,660	3.1	8.5	
55	34,910	10.23	58,183	17.05	61,042	17.89	3,559	5,517	5,688	3.1	8.5	
56	35,020	10.26	58,366	17.11	61,184	17.93	3,577	5,544	5,716	3.1	8.5	
57	35,130	10.30	58,549	17.16	61,326	17.97	3,594	5,571	5,744	3.1	8.5	
58	35,240	10.33	58,733	17.21	61,468	18.02	3,612	5,598	5,772	3.1	8.5	
59	35,349	10.36	58,916	17.27	61,611	18.06	3,629	5,625	5,800	3.1	8.5	
60	35,459	10.39	59,099	17.32	61,753	18.10	3,647	5,652	5,828	3.1	8.5	
61	35,569	10.42	59,282	17.37	61,895	18.14	3,664	5,679	5,856	3.1	8.5	
62	35,679	10.46	59,465	17.43	62,037	18.18	3,682	5,706	5,884	3.1	8.5	
63	35,789	10.49	59,648	17.48	62,179	18.22	3,699	5,733	5,911	3.0	8.5	
64	35,899	10.52	59,832	17.54	62,321	18.27	3,716	5,761	5,939	3.0	8.5	
65	36,009	10.55	60,015	17.59	62,463	18.31	3,734	5,788	5,967	3.0	8.5	
66	36,119	10.59	60,198	17.64	62,605	18.35	3,751	5,815	5,995	3.0	8.5	
67	36,229	10.62	60,381	17.70	62,747	18.39	3,769	5,842	6,023	3.0	8.5	
68	36,339	10.65	60,564	17.75	62,889	18.43	3,786	5,869	6,051	3.0	8.5	
69	36,448	10.68	60,747	17.80	63,032	18.47	3,804	5,896	6,079	3.0	8.5	
70	36,558	10.71	60,931	17.86	63,174	18.52	3,821	5,923	6,107	3.0	8.5	
71	36,668	10.75	61,114	17.91	63,316	18.56	3,839	5,950	6,134	3.0	8.5	
72	36,778	10.78	61,297	17.97	63,458	18.60	3,856	5,977	6,162	3.0	8.5	
73	36,888	10.81	61,480	18.02	63,600	18.64	3,874	6,004	6,190	3.0	8.5	

Note:

1. Capacity as rated: 0 ft. above sea level with piping length as main pipe (16.4 ft.) + branch pipe (98.4 ft.) = 115 ft. 0 ft. level difference between outdoor and indoor units.
2. Heating capacity rating obtained with air entering the indoor unit at 70°F dry bulb (DB) and 60°F wet bulb (WB), and outdoor ambient conditions of 47°F dry bulb (DB) and 43°F wet bulb (WB).
3. Wiring cable size must comply with the applicable local and national codes.
4. The specification may be subject to change without prior notice for purpose of improvement.
5. Sum of connected indoor units' capacity is 24-73 kBtu/h.
6. At least two indoor units must be connected.
7. Combination tables with calculated SEER and HSPF are outside the scope of AHRI 1230 test standard.

COMBINATION TABLES

LMU600HV

The individual indoor unit capacity can be calculated based on the outdoor unit rated capacity as follows.¹

$$\text{Individual Indoor Unit Combination Capacity (Qidu [Combi])} = \frac{\text{Outdoor Unit Rated Capacity (Qodu [Rated])} \times \text{Individual Indoor Unit Rated Capacity (Qidu [Rated])}{\text{Total Connected Indoor Unit Rated Capacity } (\sum \text{Qidu [Rated]})}$$

¹To calculate the individual IDU capacity based on ODU corrected capacity, replace (Qodu [Rated]) with (Qodu [Corrected]) where (Qodu [Corrected]) is obtained from the capacity tables referencing design conditions.

Table 35: LMU600HV with Non-Ducted Indoor Units – Rated Cooling Combination Table.

Total Indoor Unit Capacity (kBtu/h)	Cooling Capacity										EER	SEER
	Minimum		Rated		Maximum		Input (W)					
	Btu/h	kW	Btu/h	kW	Btu/h	kW	Minimum	Rated	Maximum			
24	15,600	4.57	24,000	7.03	26,400	7.74	981	1,520	1,753	15.80	21.60	
25	16,250	4.76	25,000	7.33	27,500	8.06	1,048	1,624	1,865	15.40	21.60	
26	16,900	4.95	26,000	7.62	28,600	8.38	1,115	1,728	1,977	15.00	21.50	
27	17,550	5.14	27,000	7.91	29,700	8.70	1182	1,832	2,089	14.70	21.50	
28	18,200	5.33	28,000	8.21	30,800	9.03	1,249	1,936	2,201	14.50	21.50	
29	18,850	5.52	29,000	8.50	31,900	9.35	1,316	2,040	2,313	14.20	21.40	
30	19,500	5.72	30,000	8.79	33,000	9.67	1,383	2,144	2,425	14.00	21.40	
31	20,150	5.91	31,000	9.09	34,100	9.99	1,450	2,248	2,537	13.80	21.40	
32	20,800	6.10	32,000	9.38	35,200	10.32	1,517	2,352	2,649	13.60	21.40	
33	21,450	6.29	33,000	9.67	36,300	10.64	1,584	2,456	2,761	13.40	21.30	
34	22,100	6.48	34,000	9.96	37,400	10.96	1,651	2,560	2,873	13.30	21.30	
35	22,750	6.67	35,000	10.26	38,500	11.28	1,719	2,664	2,985	13.10	21.30	
36	23,400	6.86	36,000	10.55	39,600	11.61	1,786	2,768	3,097	13.00	21.20	
37	24,050	7.05	37,000	10.84	40,700	11.93	1,853	2,872	3,209	12.90	21.20	
38	24,700	7.24	38,000	11.14	41,800	12.25	1,920	2,976	3,321	12.80	21.20	
39	25,350	7.43	39,000	11.43	42,900	12.57	1,987	3,080	3,433	12.70	21.10	
40	26,000	7.62	40,000	11.72	44,000	12.90	2,054	3,184	3,545	12.60	21.10	
41	26,650	7.81	41,000	12.02	45,100	13.22	2,121	3,288	3,657	12.50	21.10	
42	27,300	8.00	42,000	12.31	46,200	13.54	2,188	3,392	3,769	12.40	21.10	
43	27,950	8.19	43,000	12.60	47,300	13.86	2,255	3,495	3,880	12.30	21.00	
44	28,600	8.38	44,000	12.90	48,400	14.19	2,322	3,599	3,992	12.20	21.00	
45	29,250	8.57	45,000	13.19	49,500	14.51	2,389	3,703	4,104	12.20	21.00	
46	29,900	8.76	46,000	13.48	50,600	14.83	2,456	3,807	4,216	12.10	20.90	
47	30,550	8.95	47,000	13.77	51,700	15.15	2,523	3,911	4,328	12.00	20.90	
48	31,200	9.14	48,000	14.07	52,800	15.47	2,591	4,015	4,440	12.00	20.90	
49	31,850	9.33	49,000	14.36	53,900	15.80	2,658	4,119	4,552	11.90	20.80	
50	32,500	9.53	50,000	14.65	55,000	16.12	2,725	4,223	4,664	11.80	20.80	
51	33,150	9.72	51,000	14.95	56,100	16.44	2,792	4,327	4,776	11.80	20.80	
52	33,800	9.91	52,000	15.24	57,200	16.76	2,859	4,431	4,888	11.70	20.70	
53	34,450	10.10	53,000	15.53	58,300	17.09	2,926	4,535	5,000	11.70	20.70	
54	35,100	10.29	54,000	15.83	59,400	17.41	2,993	4,639	5,112	11.60	20.70	
55	35,750	10.48	55,000	16.12	60,500	17.73	3,060	4,743	5,224	11.60	20.70	
56	36,400	10.67	56,000	16.41	61,600	18.05	3,127	4,847	5,336	11.60	20.60	
57	37,050	10.86	57,000	16.71	62,700	18.38	3,194	4,951	5,448	11.50	20.60	
58	37,700	11.05	58,000	17.00	63,800	18.70	3,261	5,055	5,560	11.50	20.60	
59	38,350	11.24	59,000	17.29	64,900	19.02	3,328	5,159	5,672	11.40	20.50	
60	39,000	11.43	60,000	17.58	65,000	19.05	3,395	5,263	5,784	11.40	20.50	
61	39,124	11.47	60,190	17.64	65,143	19.09	3,406	5,280	5,796	11.40	20.40	
62	39,248	11.50	60,381	17.70	65,286	19.13	3,417	5,296	5,808	11.40	20.40	
63	39,371	11.54	60,571	17.75	65,429	19.18	3,427	5,313	5,821	11.40	20.30	
64	39,495	11.58	60,762	17.81	65,571	19.22	3,438	5,329	5,833	11.40	20.30	
65	39,619	11.61	60,952	17.86	65,714	19.26	3,449	5,346	5,845	11.40	20.20	
66	39,743	10.61	61,143	15.97	65,857	17.97	3,459	5,362	5,857	11.40	20.10	
67	39,867	10.73	61,333	16.02	66,000	18.05	3,470	5,379	5,869	11.40	20.10	
68	39,990	10.84	61,524	16.07	66,143	18.13	3,481	5,395	5,882	11.40	20.00	
69	40,114	10.96	61,714	16.12	66,286	18.21	3,491	5,412	5,894	11.40	19.90	
70	40,238	11.07	61,905	16.16	66,429	18.29	3,502	5,428	5,906	11.40	19.90	
71	40,362	11.19	62,095	16.21	66,571	18.36	3,513	5,445	5,918	11.40	19.80	
72	40,486	11.30	62,286	16.26	66,714	18.44	3,523	5,461	5,930	11.40	19.80	
73	40,610	11.42	62,476	16.31	66,857	18.52	3,534	5,478	5,942	11.40	19.70	
74	40,733	11.42	62,667	16.31	67,000	18.52	3,545	5,494	5,955	11.40	19.60	
75	40,857	11.42	62,857	16.31	67,143	18.52	3,555	5,511	5,967	11.40	19.60	
76	40,981	11.42	63,048	16.31	67,286	18.52	3,566	5,527	5,979	11.40	19.50	
77	41,105	11.42	63,238	16.31	67,429	18.52	3,577	5,544	5,991	11.40	19.40	
78	41,229	11.42	63,429	16.31	67,571	18.52	3,587	5,560	6,003	11.40	19.40	
79	41,352	11.42	63,619	16.31	67,714	18.52	3,598	5,577	6,016	11.40	19.30	
80	41,476	11.42	63,810	16.31	67,857	18.52	3,609	5,593	6,028	11.40	19.30	
81	41,600	11.42	64,000	16.31	68,000	18.52	3,619	5,610	6,040	11.40	19.20	

COMBINATION TABLES

LMU600HV

Table 36: LMU600HV with Ducted Indoor Units — Rated Cooling Combination Table.

Total Indoor Unit Capacity (kBtu/h)	Cooling Capacity									EER	SEER
	Minimum		Rated		Maximum		Input (W)				
	Btu/h	kW	Btu/h	kW	Btu/h	kW	Minimum	Rated	Maximum		
24	15,457	4.53	23,780	6.97	26,158	7.67	1,029	1,595	1,840	14.91	19.50
25	16,080	4.71	24,738	7.25	27,212	7.98	1,100	1,705	1,957	14.51	19.50
26	16,703	4.90	25,696	7.53	28,266	8.28	1,170	1,814	2,075	14.17	19.40
27	17,325	5.08	26,654	7.81	29,320	8.59	1,240	1,923	2,193	13.86	19.40
28	17,948	5.26	27,613	8.09	30,374	8.90	1,311	2,032	2,310	13.59	19.40
29	18,571	5.44	28,571	8.37	31,428	9.21	1,381	2,141	2,428	13.34	19.40
30	19,194	5.63	29,529	8.65	32,482	9.52	1,452	2,250	2,545	13.12	19.30
31	19,817	5.81	30,487	8.94	33,536	9.83	1,522	2,359	2,663	12.92	19.30
32	20,439	5.99	31,445	9.22	34,590	10.14	1,593	2,468	2,780	12.74	19.30
33	21,062	6.17	32,403	9.50	35,644	10.45	1,663	2,578	2,898	12.57	19.20
34	21,685	6.36	33,362	9.78	36,698	10.76	1,733	2,687	3,015	12.42	19.20
35	22,308	6.54	34,320	10.06	37,752	11.06	1,804	2,796	3,133	12.28	19.20
36	22,931	6.72	35,278	10.34	38,806	11.37	1,874	2,905	3,250	12.14	19.20
37	23,553	6.90	36,236	10.62	39,860	11.68	1,945	3,014	3,368	12.02	19.10
38	24,176	7.09	37,194	10.90	40,914	11.99	2,015	3,123	3,485	11.91	19.10
39	24,799	7.27	38,152	11.18	41,968	12.30	2,085	3,232	3,603	11.80	19.10
40	25,422	7.45	39,111	11.46	43,022	12.61	2,156	3,341	3,720	11.70	19.10
41	26,045	7.63	40,069	11.74	44,076	12.92	2,226	3,451	3,838	11.61	19.00
42	26,667	7.82	41,027	12.02	45,130	13.23	2,297	3,560	3,955	11.53	19.00
43	27,290	8.00	41,985	12.31	46,184	13.54	2,367	3,669	4,073	11.44	19.00
44	27,913	8.18	42,943	12.59	47,238	13.84	2,437	3,778	4,190	11.37	18.90
45	28,536	8.36	43,901	12.87	48,291	14.15	2,508	3,887	4,308	11.29	18.90
46	29,159	8.55	44,860	13.15	49,345	14.46	2,578	3,996	4,425	11.23	18.90
47	29,781	8.73	45,818	13.43	50,399	14.77	2,649	4,105	4,543	11.16	18.90
48	30,404	8.91	46,776	13.71	51,453	15.08	2,719	4,214	4,661	11.10	18.80
49	31,027	9.09	47,734	13.99	52,507	15.39	2,789	4,324	4,778	11.04	18.80
50	31,650	9.28	48,692	14.27	53,561	15.70	2,860	4,433	4,896	10.98	18.80
51	32,273	9.46	49,650	14.55	54,615	16.01	2,930	4,542	5,013	10.93	18.70
52	32,896	9.64	50,608	14.83	55,669	16.32	3,001	4,651	5,131	10.88	18.70
53	33,518	9.82	51,567	15.11	56,723	16.62	3,071	4,760	5,248	10.83	18.70
54	34,141	10.01	52,525	15.39	57,777	16.93	3,141	4,869	5,366	10.79	18.70
55	34,764	10.18	53,483	15.66	58,831	17.23	3,212	4,978	5,483	10.73	18.60
56	35,387	10.35	54,441	15.93	59,885	17.52	3,282	5,087	5,601	10.68	18.60
57	35,991	10.53	55,399	16.20	60,939	17.82	3,353	5,197	5,718	10.63	18.60
58	36,595	10.70	56,357	16.46	61,993	18.11	3,423	5,306	5,836	10.59	18.60
59	37,199	10.88	57,315	16.73	62,997	18.40	3,493	5,415	5,953	10.54	18.50
60	37,803	11.05	58,273	17.00	64,001	18.69	3,564	5,524	6,071	10.50	18.50
61	38,407	11.22	59,231	17.27	65,005	18.98	3,634	5,633	6,189	10.46	18.50
62	39,011	11.39	60,189	17.54	66,009	19.27	3,705	5,742	6,307	10.42	18.40
63	39,615	11.56	61,147	17.81	67,013	19.56	3,775	5,851	6,425	10.38	18.40
64	40,219	11.73	62,105	18.08	68,017	19.85	3,846	5,960	6,543	10.34	18.30
65	40,823	11.90	63,063	18.35	69,021	20.14	3,916	6,069	6,661	10.30	18.30
66	41,427	12.07	64,021	18.62	70,025	20.43	3,987	6,178	6,779	10.26	18.20
67	42,031	12.24	64,979	18.89	71,029	20.72	4,057	6,287	6,897	10.22	18.20
68	42,635	12.41	65,937	19.16	72,033	21.01	4,128	6,396	7,015	10.18	18.10
69	43,239	12.58	66,895	19.43	73,037	21.30	4,198	6,505	7,133	10.14	18.10
70	43,843	12.75	67,853	19.70	74,041	21.59	4,269	6,614	7,251	10.10	18.00
71	44,447	12.92	68,811	19.97	75,045	21.88	4,339	6,723	7,369	10.06	18.00
72	45,051	13.09	69,769	20.24	76,049	22.17	4,410	6,832	7,487	10.02	17.90
73	45,655	13.26	70,727	20.51	77,053	22.46	4,480	6,941	7,605	10.00	17.90
74	46,259	13.43	71,685	20.78	78,057	22.75	4,551	7,050	7,723	9.96	17.70
75	46,863	13.60	72,643	21.05	79,061	23.04	4,621	7,159	7,841	9.92	17.70
76	47,467	13.77	73,601	21.32	80,065	23.33	4,692	7,268	7,959	9.88	17.60
77	48,071	13.94	74,559	21.59	81,069	23.62	4,762	7,377	8,077	9.84	17.60
78	48,675	14.11	75,517	21.86	82,073	23.91	4,833	7,486	8,195	9.80	17.50
79	49,279	14.28	76,475	22.13	83,077	24.20	4,903	7,595	8,313	9.76	17.40
80	49,883	14.45	77,433	22.40	84,081	24.49	4,974	7,704	8,431	9.72	17.40
81	50,487	14.62	78,391	22.67	85,085	24.78	5,044	7,813	8,549	9.68	17.30

Note:

- Capacity as rated: 0 ft. above sea level with Piping Length as Main Pipe (16.4 ft.) + Branch pipe (98.4 ft.) = 115 ft. 0 ft. level difference between outdoor and indoor units.
- Cooling capacity rating obtained with air entering the indoor unit at 80°F dry bulb (DB) and 67°F wet bulb (WB), and outdoor ambient conditions of 95°F dry bulb (DB) and 75°F wet bulb (WB).

- Wiring cable size must comply with the applicable local and national codes.
- The specification may be subject to change without prior notice for purpose of improvement.
- Sum of connected indoor units capacity is 24-81 kBtu/h.
- At least two indoor units must be connected.
- Combination tables with calculated SEER and HSPF are outside the scope of AHRI 1230 test standard.

COMBINATION TABLES

LMU600HV

Table 37: LMU600HV with Mixed Indoor Units — Rated Cooling Combination Table.

Total Indoor Unit Capacity (kBtu/h)	Cooling Capacity									EER	SEER
	Minimum		Rated		Maximum		Input (W)				
	Btu/h	kW	Btu/h	kW	Btu/h	kW	Minimum	Rated	Maximum		
24	15,529	4.6	23,890	7.0	26,279	7.70	1,005	1,558	1,796	15.34	20.5
25	16,165	4.7	24,869	7.3	27,356	8.02	1,074	1,664	1,911	14.94	20.5
26	16,801	4.9	25,848	7.6	28,433	8.33	1,142	1,771	2,026	14.60	20.5
27	17,438	5.1	26,827	7.9	29,510	8.65	1,211	1,877	2,141	14.29	20.5
28	18,074	5.3	27,806	8.1	30,587	8.96	1,280	1,984	2,255	14.02	20.4
29	18,711	5.5	28,785	8.4	31,664	9.28	1,349	2,090	2,370	13.77	20.4
30	19,347	5.7	29,764	8.7	32,741	9.60	1,417	2,197	2,485	13.55	20.4
31	19,983	5.9	30,744	9.0	33,818	9.91	1,486	2,304	2,600	13.35	20.3
32	20,620	6.0	31,723	9.3	34,895	10.23	1,555	2,410	2,714	13.16	20.3
33	21,256	6.23	32,702	9.58	35,972	10.54	1,624	2,517	2,829	12.99	20.3
34	21,893	6.42	33,681	9.87	37,049	10.86	1,692	2,623	2,944	12.84	20.3
35	22,529	6.60	34,660	10.16	38,126	11.17	1,761	2,730	3,059	12.70	20.2
36	23,165	6.79	35,639	10.45	39,203	11.49	1,830	2,836	3,173	12.57	20.2
37	23,802	6.98	36,618	10.73	40,280	11.81	1,899	2,943	3,288	12.44	20.2
38	24,438	7.16	37,597	11.02	41,357	12.12	1,967	3,049	3,403	12.33	20.1
39	25,075	7.35	38,576	11.31	42,434	12.44	2,036	3,156	3,518	12.22	20.1
40	25,711	7.54	39,555	11.59	43,511	12.75	2,105	3,262	3,632	12.12	20.1
41	26,347	7.72	40,534	11.88	44,588	13.07	2,174	3,369	3,747	12.03	20.1
42	26,984	7.91	41,513	12.17	45,665	13.38	2,242	3,476	3,862	11.94	20.0
43	27,620	8.09	42,493	12.45	46,742	13.70	2,311	3,582	3,977	11.86	20.0
44	28,257	8.28	43,472	12.74	47,819	14.01	2,380	3,689	4,091	11.79	20.0
45	28,893	8.47	44,451	13.03	48,896	14.33	2,449	3,795	4,206	11.71	19.9
46	29,529	8.65	45,430	13.31	49,973	14.65	2,517	3,902	4,321	11.64	19.9
47	30,166	8.84	46,409	13.60	51,050	14.96	2,586	4,008	4,436	11.58	19.9
48	30,802	9.03	47,388	13.89	52,127	15.28	2,655	4,115	4,550	11.52	19.8
49	31,439	9.21	48,367	14.18	53,204	15.59	2,724	4,221	4,665	11.46	19.8
50	32,075	9.40	49,346	14.46	54,281	15.91	2,792	4,328	4,780	11.40	19.8
51	32,711	9.59	50,325	14.75	55,358	16.22	2,861	4,435	4,895	11.35	19.8
52	33,348	9.77	51,304	15.04	56,435	16.54	2,930	4,541	5,009	11.30	19.7
53	33,984	9.96	52,283	15.32	57,512	16.86	2,998	4,648	5,124	11.25	19.7
54	34,621	10.15	53,262	15.61	58,589	17.17	3,067	4,754	5,239	11.20	19.7
55	35,257	10.33	54,241	15.89	59,666	17.48	3,136	4,861	5,354	11.15	19.6
56	35,893	10.51	55,220	16.17	60,743	17.79	3,205	4,967	5,468	11.11	19.6
57	36,529	10.69	56,199	16.45	61,820	18.10	3,273	5,074	5,583	11.06	19.6
58	37,165	10.88	57,178	16.73	62,897	18.40	3,342	5,180	5,698	11.02	19.6
59	37,801	11.06	58,157	17.01	63,974	18.71	3,411	5,287	5,813	10.98	19.5
60	38,437	11.24	59,136	17.29	65,051	19.02	3,480	5,394	5,927	10.94	19.5
61	39,073	11.42	60,115	17.57	66,128	19.33	3,549	5,501	6,041	10.90	19.4
62	39,709	11.60	61,094	17.85	67,205	19.64	3,618	5,608	6,155	10.86	19.4
63	40,345	11.78	62,073	18.13	68,282	19.95	3,687	5,715	6,269	10.82	19.3
64	40,981	11.96	63,052	18.41	69,359	20.26	3,756	5,822	6,383	10.78	19.3
65	41,617	12.14	64,031	18.69	70,436	20.57	3,825	5,929	6,497	10.74	19.2
66	42,253	12.32	65,010	18.97	71,513	20.88	3,894	6,036	6,611	10.70	19.1
67	42,889	12.50	65,989	19.25	72,590	21.19	3,963	6,143	6,725	10.66	19.1
68	43,525	12.68	66,968	19.53	73,667	21.50	4,032	6,250	6,839	10.62	19.0
69	44,161	12.86	67,947	19.81	74,744	21.81	4,101	6,357	6,953	10.58	19.0
70	44,797	13.04	68,926	20.09	75,821	22.12	4,170	6,464	7,067	10.54	18.9
71	45,433	13.22	69,905	20.37	76,898	22.43	4,239	6,571	7,181	10.50	18.9
72	46,069	13.40	70,884	20.65	77,975	22.74	4,308	6,678	7,295	10.46	18.8
73	46,705	13.58	71,863	20.93	79,052	23.05	4,377	6,785	7,409	10.42	18.7
74	47,341	13.76	72,842	21.21	80,129	23.36	4,446	6,892	7,523	10.38	18.7
75	47,977	13.94	73,821	21.49	81,206	23.67	4,515	7,000	7,637	10.34	18.6
76	48,613	14.12	74,800	21.77	82,283	23.98	4,584	7,107	7,751	10.30	18.6
77	49,249	14.30	75,779	22.05	83,360	24.29	4,653	7,214	7,865	10.26	18.5
78	49,885	14.48	76,758	22.33	84,437	24.60	4,722	7,321	7,979	10.22	18.4
79	50,521	14.66	77,737	22.61	85,514	24.91	4,791	7,428	8,093	10.18	18.4
80	51,157	14.84	78,716	22.89	86,591	25.22	4,860	7,535	8,207	10.14	18.3
81	51,793	15.02	79,695	23.17	87,668	25.53	4,929	7,642	8,321	10.10	18.3

Note:

1. Capacity as rated: 0 ft. above sea level with Piping Length as Main Pipe (16.4 ft.) + Branch pipe (98.4 ft.) = 115 ft. 0 ft. level difference between outdoor and indoor units.

2. Cooling capacity rating obtained with air entering the indoor unit at 80°F dry bulb (DB) and 67°F wet bulb (WB), and outdoor ambient conditions of 95°F dry bulb (DB) and 75°F wet bulb (WB).

3. Wiring cable size must comply with the applicable local and national codes.

4. The specification may be subject to change without prior notice for purpose of improvement.

5. Sum of connected indoor units capacity is 24-81 kBtu/h.

6. At least two indoor units must be connected.

7. Combination tables with calculated SEER and HSPF are outside the scope of AHRI 1230 test standard.

FOR PROPER SYSTEM OPERATION:

1. At least two operable indoor units must be connected to the outdoor unit.
2. Total connected indoor unit nominal capacity must be a minimum 40% and a maximum of 133% of outdoor unit nominal capacity.
3. To calculate the connected total indoor unit nominal capacity, simply sum up the nominal capacities of all indoor units.
 - For 24,000 and 36,000 Btu/h high static duct and vertical-horizontal air handling indoor units, a 1.3 multiplier must first be applied before adding to the sum of other smaller indoor units.
 - When high static duct and/or vertical-horizontal air handling indoor units are the **only** connected indoor units, the multiplier is 1.2.

COMBINATION TABLES

LMU600HV

Table 38: LMU600HV with Non-Ducted Indoor Units – Rated Heating Combination Table.

Total Indoor Unit Capacity (kBtu/h)	Heating Capacity										COP	HSPF
	Minimum		Rated		Maximum		Input (W)					
	Btu/h	kW	Btu/h	kW	Btu/h	kW	Minimum	Rated	Maximum			
24	17,940	5.26	27,600	8.09	28,980	8.49	1,280	1,984	2,182	4.1	11.9	
25	18,688	5.48	28,750	8.43	30,188	8.85	1,340	2,077	2,284	4.1	11.9	
26	19,435	5.70	29,900	8.76	31,395	9.20	1,400	2,170	2,386	4.0	11.9	
27	20,183	5.92	31,050	9.10	32,603	9.56	1,460	2,263	2,488	4.0	11.8	
28	20,930	6.13	32,200	9.44	33,810	9.91	1,520	2,356	2,589	4.0	11.8	
29	21,678	6.35	33,350	9.77	35,018	10.26	1,580	2,449	2,691	4.0	11.8	
30	22,425	6.57	34,500	10.11	36,225	10.62	1,640	2,542	2,793	4.0	11.8	
31	23,173	6.79	35,650	10.45	37,433	10.97	1,700	2,635	2,895	4.0	11.7	
32	23,920	7.01	36,800	10.79	38,640	11.32	1,760	2,728	2,996	4.0	11.7	
33	24,668	7.23	37,950	11.12	39,848	11.68	1,820	2,821	3,098	3.9	11.7	
34	25,415	7.45	39,100	11.46	41,055	12.03	1,880	2,914	3,200	3.9	11.7	
35	26,163	7.67	40,250	11.80	42,263	12.39	1,940	3,007	3,302	3.9	11.6	
36	26,910	7.89	41,400	12.13	43,470	12.74	2,000	3,100	3,403	3.9	11.6	
37	27,658	8.11	42,550	12.47	44,678	13.09	2,060	3,193	3,505	3.9	11.6	
38	28,405	8.33	43,700	12.81	45,885	13.45	2,120	3,286	3,607	3.9	11.6	
39	29,153	8.54	44,850	13.14	47,093	13.80	2,180	3,379	3,708	3.9	11.5	
40	29,900	8.76	46,000	13.48	48,300	14.16	2,240	3,472	3,810	3.9	11.5	
41	30,648	8.98	47,150	13.82	49,508	14.51	2,300	3,565	3,912	3.9	11.5	
42	31,395	9.20	48,300	14.16	50,715	14.86	2,360	3,659	4,014	3.9	11.5	
43	32,143	9.42	49,450	14.49	51,923	15.22	2,420	3,752	4,115	3.9	11.4	
44	32,890	9.64	50,600	14.83	53,130	15.57	2,480	3,845	4,217	3.9	11.4	
45	33,638	9.86	51,750	15.17	54,338	15.93	2,540	3,938	4,319	3.9	11.4	
46	34,213	10.03	52,636	15.43	55,267	16.20	2,600	4,031	4,421	3.8	11.4	
47	34,781	10.19	53,510	15.68	56,185	16.47	2,660	4,124	4,522	3.8	11.3	
48	35,521	10.41	54,648	16.02	57,380	16.82	2,720	4,217	4,624	3.8	11.3	
49	36,261	10.63	55,787	16.35	58,576	17.17	2,780	4,310	4,726	3.8	11.3	
50	37,001	10.84	56,925	16.68	59,771	17.52	2,840	4,403	4,828	3.8	11.3	
51	37,461	10.98	57,633	16.89	60,514	17.74	2,900	4,496	4,929	3.8	11.2	
52	37,921	11.11	58,340	17.10	61,257	17.95	2,961	4,589	5,031	3.7	11.2	
53	38,381	11.25	59,048	17.31	62,000	18.17	3,021	4,682	5,133	3.7	11.2	
54	38,841	11.38	59,755	17.51	62,743	18.39	3,081	4,775	5,235	3.7	11.2	
55	39,301	11.52	60,463	17.72	63,486	18.61	3,141	4,868	5,336	3.6	11.1	
56	39,761	11.65	61,170	17.93	64,229	18.82	3,201	4,961	5,438	3.6	11.1	
57	40,220	11.79	61,878	18.14	64,971	19.04	3,261	5,054	5,540	3.6	11.1	
58	40,680	11.92	62,585	18.34	65,714	19.26	3,321	5,147	5,642	3.6	11.1	
59	41,140	12.06	63,293	18.55	66,457	19.48	3,381	5,240	5,743	3.5	11.0	
60	41,600	12.19	64,000	18.76	67,200	19.70	3,441	5,333	5,845	3.5	11.0	
61	41,680	12.22	64,124	18.79	67,333	19.73	3,455	5,355	5,865	3.5	11.0	
62	41,761	12.24	64,248	18.83	67,467	19.77	3,469	5,377	5,885	3.5	10.9	
63	41,841	12.26	64,371	18.87	67,600	19.81	3,483	5,398	5,906	3.5	10.9	
64	41,922	12.29	64,495	18.90	67,733	19.85	3,497	5,420	5,926	3.5	10.8	
65	42,002	12.31	64,619	18.94	67,867	19.89	3,511	5,442	5,946	3.5	10.8	
66	42,083	11.72	64,743	17.64	68,000	18.42	3,525	5,464	5,966	3.5	10.8	
67	42,163	11.85	64,867	17.70	68,133	18.47	3,539	5,485	5,987	3.5	10.7	
68	42,244	11.98	64,990	17.75	68,267	18.52	3,553	5,507	6,007	3.5	10.7	
69	42,324	12.10	65,114	17.80	68,400	18.57	3,567	5,529	6,027	3.5	10.7	
70	42,405	12.23	65,238	17.86	68,533	18.61	3,581	5,551	6,047	3.4	10.6	
71	42,485	12.36	65,362	17.91	68,667	18.66	3,595	5,572	6,068	3.4	10.6	
72	42,566	12.49	65,486	17.97	68,800	18.71	3,609	5,594	6,088	3.4	10.5	
73	42,646	12.61	65,610	18.02	68,933	18.76	3,623	5,616	6,108	3.4	10.5	
74	42,727	12.61	65,733	18.02	69,067	18.76	3,637	5,638	6,128	3.4	10.5	
75	42,807	12.61	65,857	18.02	69,200	18.76	3,651	5,659	6,149	3.4	10.4	
76	42,888	12.61	65,981	18.02	69,333	18.76	3,665	5,681	6,169	3.4	10.4	
77	42,968	12.61	66,105	18.02	69,467	18.76	3,679	5,703	6,189	3.4	10.4	
78	43,049	12.61	66,229	18.02	69,600	18.76	3,693	5,725	6,209	3.4	10.3	
79	43,129	12.61	66,352	18.02	69,733	18.76	3,707	5,746	6,230	3.4	10.3	
80	43,210	12.61	66,476	18.02	69,867	18.76	3,721	5,768	6,250	3.4	10.2	
81	43,290	12.61	66,600	18.02	70,000	18.76	3,735	5,790	6,270	3.4	10.2	

Note:

1. Capacity as rated: 0 ft. above sea level with Piping Length as Main Pipe (16.4 ft.) + Branch pipe (98.4 ft.) = 115 ft.
2. Cooling capacity rating obtained with air entering the indoor unit at 80°F dry bulb (DB) and 67°F wet bulb (WB), and outdoor ambient conditions of 95°F dry bulb (DB) and 75°F wet bulb (WB).
3. Wiring cable size must comply with the applicable local and national codes.
4. The specification may be subject to change without prior notice for purpose of improvement.
5. Sum of connected indoor units capacity is 24-81 kBtu/h.
6. At least two indoor units must be connected.
7. Combination tables with calculated SEER and HSPF are outside the scope of AHRI 1230 test standard.

COMBINATION TABLES

LMU600HV

Table 39: LMU600HV with Ducted Indoor Units — Rated Heating Combination Table.

Total Indoor Unit Capacity (kBtu/h)	Heating Capacity									COP	HSPF
	Minimum		Rated		Maximum		Input (W)				
	Btu/h	kW	Btu/h	kW	Btu/h	kW	Minimum	Rated	Maximum		
24	17,940	5.26	27,600	8.09	28,980	8.49	1,359	2,107	2,318	3.84	11.4
25	18,688	5.48	28,750	8.43	30,188	8.85	1,423	2,206	2,426	3.82	11.3
26	19,435	5.70	29,900	8.76	31,395	9.20	1,487	2,305	2,534	3.80	11.3
27	20,183	5.92	31,050	9.10	32,603	9.56	1,551	2,404	2,642	3.79	11.3
28	20,930	6.13	32,200	9.44	33,810	9.91	1,614	2,502	2,750	3.77	11.3
29	21,678	6.35	33,350	9.77	35,018	10.26	1,678	2,601	2,858	3.76	11.2
30	22,425	6.57	34,500	10.11	36,225	10.62	1,742	2,700	2,966	3.75	11.2
31	23,173	6.79	35,650	10.45	37,433	10.97	1,806	2,799	3,074	3.73	11.2
32	23,920	7.01	36,800	10.79	38,640	11.32	1,869	2,898	3,182	3.72	11.2
33	24,668	7.23	37,950	11.12	39,848	11.68	1,933	2,996	3,290	3.71	11.1
34	25,415	7.45	39,100	11.46	41,055	12.03	1,997	3,095	3,398	3.70	11.1
35	26,163	7.67	40,250	11.80	42,263	12.39	2,061	3,194	3,506	3.69	11.1
36	26,910	7.89	41,400	12.13	43,470	12.74	2,124	3,293	3,614	3.68	11.1
37	27,658	8.11	42,550	12.47	44,678	13.09	2,188	3,392	3,723	3.68	11.0
38	28,405	8.33	43,700	12.81	45,885	13.45	2,252	3,490	3,831	3.67	11.0
39	29,153	8.54	44,850	13.14	47,093	13.80	2,316	3,589	3,939	3.66	11.0
40	29,900	8.76	46,000	13.48	48,300	14.16	2,379	3,688	4,047	3.66	11.0
41	30,648	8.98	47,150	13.82	49,508	14.51	2,443	3,787	4,155	3.65	11.0
42	31,395	9.20	48,300	14.16	50,715	14.86	2,507	3,886	4,263	3.64	10.9
43	32,143	9.42	49,450	14.49	51,923	15.22	2,571	3,984	4,371	3.64	10.9
44	32,890	9.64	50,600	14.83	53,130	15.57	2,634	4,083	4,479	3.63	10.9
45	33,638	9.86	51,750	15.17	54,338	15.93	2,698	4,182	4,587	3.63	10.9
46	34,213	10.03	52,636	15.43	55,267	16.20	2,762	4,281	4,695	3.60	10.8
47	34,781	10.19	53,510	15.68	56,185	16.47	2,826	4,380	4,803	3.58	10.8
48	35,521	10.41	54,648	16.02	57,380	16.82	2,889	4,478	4,911	3.58	10.8
49	36,261	10.63	55,787	16.35	58,576	17.17	2,953	4,577	5,019	3.57	10.8
50	37,001	10.84	56,925	16.68	59,771	17.52	3,017	4,676	5,127	3.57	10.7
51	37,461	10.98	57,633	16.89	60,514	17.74	3,081	4,775	5,235	3.54	10.7
52	37,921	11.11	58,340	17.10	61,257	17.95	3,144	4,874	5,343	3.51	10.7
53	38,381	11.25	59,048	17.31	62,000	18.17	3,208	4,972	5,451	3.48	10.7
54	38,841	11.38	59,755	17.51	62,743	18.39	3,272	5,071	5,559	3.45	10.6
55	39,301	11.52	60,463	17.72	63,486	18.61	3,335	5,170	5,668	3.43	10.6
56	39,761	11.65	61,170	17.93	64,229	18.82	3,399	5,269	5,776	3.40	10.6
57	40,220	11.79	61,878	18.14	64,971	19.04	3,463	5,368	5,884	3.38	10.6
58	40,680	11.92	62,585	18.34	65,714	19.26	3,527	5,466	5,992	3.36	10.5
59	41,140	12.06	63,293	18.55	66,457	19.48	3,590	5,565	6,100	3.33	10.5
60	41,600	12.19	64,000	18.76	67,200	19.70	3,654	5,664	6,208	3.31	10.5
61	41,680	12.22	64,124	18.79	67,333	19.73	3,665	5,680	6,218	3.31	10.5
62	41,761	12.24	64,248	18.83	67,467	19.77	3,675	5,696	6,229	3.31	10.4
63	41,841	12.26	64,371	18.87	67,600	19.81	3,686	5,713	6,240	3.30	10.4
64	41,922	12.29	64,495	18.90	67,733	19.85	3,696	5,729	6,250	3.30	10.4
65	42,002	12.31	64,619	18.94	67,867	19.89	3,706	5,745	6,261	3.30	10.3
66	42,083	12.33	64,743	18.98	68,000	19.93	3,717	5,761	6,271	3.29	10.3
67	42,163	12.36	64,867	19.01	68,133	19.97	3,727	5,777	6,282	3.29	10.2
68	42,244	12.38	64,990	19.05	68,267	20.01	3,738	5,794	6,292	3.29	10.2
69	42,324	12.40	65,114	19.08	68,400	20.05	3,748	5,810	6,303	3.28	10.2
70	42,405	12.43	65,238	19.12	68,533	20.09	3,759	5,826	6,314	3.28	10.1
71	42,485	12.45	65,362	19.16	68,667	20.13	3,769	5,842	6,324	3.28	10.1
72	42,566	12.48	65,486	19.19	68,800	20.16	3,780	5,858	6,335	3.28	10.1
73	42,646	12.50	65,610	19.23	68,933	20.20	3,790	5,874	6,345	3.27	10.0
74	42,727	12.52	65,733	19.27	69,067	20.24	3,800	5,891	6,356	3.27	10.0
75	42,807	12.55	65,857	19.30	69,200	20.28	3,811	5,907	6,367	3.27	10.0
76	42,888	12.57	65,981	19.34	69,333	20.32	3,821	5,923	6,377	3.26	9.9
77	42,968	12.59	66,105	19.37	69,467	20.36	3,832	5,939	6,388	3.26	9.9
78	43,049	12.62	66,229	19.41	69,600	20.40	3,842	5,955	6,398	3.26	9.8
79	43,129	12.64	66,352	19.45	69,733	20.44	3,853	5,972	6,409	3.26	9.8
80	43,210	12.66	66,476	19.48	69,867	20.48	3,863	5,988	6,419	3.25	9.8
81	43,290	12.69	66,600	19.52	70,000	20.52	3,874	6,004	6,430	3.25	9.7

Note:

- Capacity as rated: 0 ft. above sea level with Piping Length as Main Pipe (16.4 ft.) + Branch pipe (98.4 ft.) = 115 ft.
0 ft. level difference between outdoor and indoor units.
- Heating capacity rating obtained with air entering the indoor unit at 70°F dry bulb (DB) and 60°F wet bulb (WB), and outdoor ambient conditions of 47°F dry bulb (DB) and 43°F wet bulb (WB).

- Wiring cable size must comply with the applicable local and national codes.
- The specification may be subject to change without prior notice for purpose of improvement.
- Sum of connected indoor units capacity is 24-81 kBtu/h.
- At least two indoor units must be connected.
- Combination tables with calculated SEER and HSPF are outside the scope of AHRI 1230 test standard.

FOR PROPER SYSTEM OPERATION:

1. At least two operable indoor units must be connected to the outdoor unit.
2. Total connected indoor unit nominal capacity must be a minimum 40% and a maximum of 133% of outdoor unit nominal capacity.
3. To calculate the connected total indoor unit nominal capacity, simply sum up the nominal capacities of all indoor units.
 - For 24,000 and 36,000 Btu/h high static duct and vertical-horizontal air handling indoor units, a 1.3 multiplier must first be applied before adding to the sum of other smaller indoor units.
 - When high static duct and/or vertical-horizontal air handling indoor units are the **only** connected indoor units, the multiplier is 1.2.

COMBINATION TABLES

LMU600HV

Table 40: LMU600HV with Mixed Indoor Units — Rated Heating Combination Table.

Total Indoor Unit Capacity (kBtu/h)	Heating Capacity										COP	HSPF
	Minimum		Rated		Maximum		Input (W)					
	Btu/h	kW	Btu/h	kW	Btu/h	kW	Minimum	Rated	Maximum			
24	17,940	5.26	27,600	8.09	28,980	8.49	1,320	2,046	2,250	3.95	11.6	
25	18,688	5.48	28,750	8.43	30,188	8.85	1,382	2,141	2,355	3.93	11.6	
26	19,435	5.70	29,900	8.76	31,395	9.20	1,443	2,237	2,460	3.92	11.6	
27	20,183	5.92	31,050	9.10	32,603	9.56	1,505	2,333	2,565	3.90	11.6	
28	20,930	6.13	32,200	9.44	33,810	9.91	1,567	2,429	2,670	3.88	11.5	
29	21,678	6.35	33,350	9.77	35,018	10.26	1,629	2,525	2,775	3.87	11.5	
30	22,425	6.57	34,500	10.11	36,225	10.62	1,691	2,621	2,880	3.86	11.5	
31	23,173	6.79	35,650	10.45	37,433	10.97	1,753	2,717	2,984	3.85	11.5	
32	23,920	7.01	36,800	10.79	38,640	11.32	1,815	2,813	3,089	3.83	11.4	
33	24,668	7.23	37,950	11.12	39,848	11.68	1,877	2,909	3,194	3.82	11.4	
34	25,415	7.45	39,100	11.46	41,055	12.03	1,939	3,005	3,299	3.81	11.4	
35	26,163	7.67	40,250	11.80	42,263	12.39	2,000	3,101	3,404	3.80	11.4	
36	26,910	7.89	41,400	12.13	43,470	12.74	2,062	3,197	3,509	3.80	11.3	
37	27,658	8.11	42,550	12.47	44,678	13.09	2,124	3,292	3,614	3.79	11.3	
38	28,405	8.33	43,700	12.81	45,885	13.45	2,186	3,388	3,719	3.78	11.3	
39	29,153	8.54	44,850	13.14	47,093	13.80	2,248	3,484	3,824	3.77	11.3	
40	29,900	8.76	46,000	13.48	48,300	14.16	2,310	3,580	3,928	3.77	11.2	
41	30,648	8.98	47,150	13.82	49,508	14.51	2,372	3,676	4,033	3.76	11.2	
42	31,395	9.20	48,300	14.16	50,715	14.86	2,434	3,772	4,138	3.75	11.2	
43	32,143	9.42	49,450	14.49	51,923	15.22	2,495	3,868	4,243	3.75	11.2	
44	32,890	9.64	50,600	14.83	53,130	15.57	2,557	3,964	4,348	3.74	11.1	
45	33,638	9.86	51,750	15.17	54,338	15.93	2,619	4,060	4,453	3.74	11.1	
46	34,213	10.03	52,636	15.43	55,267	16.20	2,681	4,156	4,558	3.71	11.1	
47	34,781	10.19	53,510	15.68	56,185	16.47	2,743	4,252	4,663	3.69	11.1	
48	35,521	10.41	54,648	16.02	57,380	16.82	2,805	4,348	4,768	3.68	11.0	
49	36,261	10.63	55,787	16.35	58,576	17.17	2,867	4,443	4,873	3.68	11.0	
50	37,001	10.84	56,925	16.68	59,771	17.52	2,929	4,539	4,977	3.68	11.0	
51	37,461	10.98	57,633	16.89	60,514	17.74	2,990	4,635	5,082	3.64	11.0	
52	37,921	11.11	58,340	17.10	61,257	17.95	3,052	4,731	5,187	3.61	10.9	
53	38,381	11.25	59,048	17.31	62,000	18.17	3,114	4,827	5,292	3.59	10.9	
54	38,841	11.38	59,755	17.51	62,743	18.39	3,176	4,923	5,397	3.56	10.9	
55	39,301	11.52	60,463	17.72	63,486	18.61	3,238	5,019	5,502	3.53	10.9	
56	39,761	11.65	61,170	17.93	64,229	18.82	3,300	5,115	5,607	3.51	10.8	
57	40,220	11.79	61,878	18.14	64,971	19.04	3,362	5,211	5,712	3.48	10.8	
58	40,680	11.92	62,585	18.34	65,714	19.26	3,424	5,307	5,817	3.46	10.8	
59	41,140	12.06	63,293	18.55	66,457	19.48	3,486	5,403	5,921	3.43	10.8	
60	41,600	12.19	64,000	18.76	67,200	19.70	3,547	5,499	6,026	3.41	10.8	
61	41,680	12.22	64,124	18.79	67,333	19.73	3,560	5,517	6,042	3.41	10.7	
62	41,761	12.24	64,248	18.83	67,467	19.77	3,572	5,536	6,057	3.40	10.7	
63	41,841	12.26	64,371	18.87	67,600	19.81	3,584	5,555	6,073	3.40	10.6	
64	41,922	12.29	64,495	18.90	67,733	19.85	3,596	5,574	6,088	3.39	10.6	
65	42,002	12.31	64,619	18.94	67,867	19.89	3,609	5,593	6,103	3.39	10.6	
66	42,083	12.33	64,743	18.98	68,000	19.93	3,621	5,612	6,119	3.38	10.5	
67	42,163	12.36	64,867	19.01	68,133	19.97	3,633	5,631	6,134	3.38	10.5	
68	42,244	12.38	64,990	19.05	68,267	20.01	3,645	5,650	6,150	3.37	10.5	
69	42,324	12.40	65,114	19.08	68,400	20.05	3,658	5,669	6,165	3.37	10.4	
70	42,405	12.43	65,238	19.12	68,533	20.09	3,670	5,688	6,180	3.36	10.4	
71	42,485	12.45	65,362	19.16	68,667	20.13	3,682	5,707	6,196	3.36	10.3	
72	42,566	12.48	65,486	19.19	68,800	20.16	3,694	5,726	6,211	3.35	10.3	
73	42,646	12.50	65,610	19.23	68,933	20.20	3,707	5,745	6,227	3.35	10.3	
74	42,727	12.52	65,733	19.27	69,067	20.24	3,719	5,764	6,242	3.34	10.2	
75	42,807	12.55	65,857	19.30	69,200	20.28	3,731	5,783	6,258	3.34	10.2	
76	42,888	12.57	65,981	19.34	69,333	20.32	3,743	5,802	6,273	3.33	10.2	
77	42,968	12.59	66,105	19.37	69,467	20.36	3,756	5,821	6,288	3.33	10.1	
78	43,049	12.62	66,229	19.41	69,600	20.40	3,768	5,840	6,304	3.32	10.1	
79	43,129	12.64	66,352	19.45	69,733	20.44	3,780	5,859	6,319	3.32	10.0	
80	43,210	12.66	66,476	19.48	69,867	20.48	3,792	5,878	6,335	3.31	10.0	
81	43,290	12.69	66,600	19.52	70,000	20.52	3,805	5,897	6,350	3.31	10.0	

Note:

1. Capacity as rated: 0 ft. above sea level with Piping Length as Main Pipe (16.4 ft.) + Branch pipe (98.4 ft.) = 115 ft.
0 ft. level difference between outdoor and indoor units.
2. Heating capacity rating obtained with air entering the indoor unit at 70°F dry bulb (DB) and 60°F wet bulb (WB), and outdoor ambient conditions of 47°F dry bulb (DB) and 43°F wet bulb (WB).
3. Wiring cable size must comply with the applicable local and national codes.
4. The specification may be subject to change without prior notice for purpose of improvement.
5. Sum of connected indoor units capacity is 24-81 kBtu/h.
6. At least two indoor units must be connected.
7. Combination tables with calculated SEER and HSPF are outside the scope of AHRI 1230 test standard.

CONTROLS

Individual Control



PQRCHCA0QW



PQRCVCL0Q



PQRCVCL0QW



PQWRHQ0FDB



PREMTA000



PREMTB10U



PREMTBVC0
PREMTBVC1



ZRTBS01

Model	Description
PQRCHCA0QW	Simple Wired Remote Controller (White w/o mode selection)
PQRCVCL0Q	Simple Wired Remote Controller (Black)
PQRCVCL0QW	Simple Wired Remote Controller (White)
PQWRHQ0FDB	Wireless Remote Controller
PREMTA000	Premium Wired Remote Controller
PREMTB10U	Programmable Wired Remote Controller
PREMTBVC0	MultiSITE Remote Controller
PREMTBVC1	MultiSITE Remote Controller
ZRTBS01	Remote Temperature Button Sensor

MultiSITE CRC1 Remote Controller Accessories



ZVRCZDWS1



ZVRCZWOC1



ZVRCZCOC1

Model	Description
ZVRCZPWC1	ZigBee Pro Wireless Card
ZVRCZDWS1	Wireless Door & Window Switch
ZVRCZWOC1	Wireless Ceiling Mounted Occupancy Sensor
ZVRCZCOC1	Wireless Wall Mounted Occupancy Sensor

Integration Devices



PBACNBTR0



PDRYCB100



PDRYCB300



PLNWKB100
PQNFB17C2



PMNFP14A1



PQDSBC1



PZCWRC1
PZCWRCG3



PACP4B001



PACS4B000
PBACNA000

Model	Description
PBACNBTR0	MultiSITE Communications Manager
PDRYCB100	Simple Dry Contact
PDRYCB300	Dry Contact for Thermostat (5-12Vdc, 24Vac)
PLNWKB100	LonWorks® Gateway
PQNFB17C2	ACP BACnet® Gateway
PMNFP14A1	PI 485 for DFS OUTDOOR
PQDSBC1	Dry Contact for Economizer
PZCWRC1	32.8' Wired Remote Extension Cable
PZCWRCG3	Group Control Cable Kit (required for each additional A/H with single zone controller)
PACP4B001	ACP IV
PACS4B000	AC Smart IV
PBACNA000	AC Smart BACnet® Gateway

ACCESSORIES

Indoor Accessories



PCRCUDT3



PRARH0
PRARS1



PTEGM0



PTDCM
PTDCQ



PT-QCHW0/PT-UMC1
PT-UQC



PTVK410



PTVK420



PTVK430



PTPKM0
PTPKQ0

Type	Model	Description	Used with
Smart AC	PCRCUDT3	Smart AC WLAN Module	See Compatibility Table
Aux Heater Relay Kit	PRARH0	Auxiliary Heat Kit for Cassettes & Ducted IDUs	See Compatibility Table
	PRARS1	Auxiliary Heat Kit for Wall Mounted IDUs	See Compatibility Table
Auto Elevation Grille	PTEGM0	Auto Elevation Grill Kit	LCN***HV ³
Cassette Cover	PTDCM	Decorative Cover for 4-Way Ceiling Cassettes Using PT-UMC1 Grill	LCN***HV ³
	PTDCQ	Decorative Cover for 4-Way Ceiling Cassettes Using PT-UQC Grill	LMCN***HV, LCN***HV4
Cassette Grille	PT-UMC1	4-Way Ceiling Cassette Matte Grille	LCN***HV ³
	PT-UMC1B	4-Way Ceiling Cassette Black Grille	LCN***HV ³
	PT-UQC	4-Way Ceiling Cassette Matte Grille	LMCN***HV, LCN***HV4
	PT-QCHW0	4-Way Ceiling Cassette 2X2 Matte Grille	LMCN***HV, LCN***HV4
Cassette Ventilation	PTVK410	Ventilation Air Intake Spacer for 4-Way Ceiling Cassettes (requires PTVK420)	LCN***HV ³
	PTVK420	6" Ø Ventilation Air Connection for 4-Way Ceiling Cassettes (requires PTVK410)	LCN***HV ³
	PTVK430	3" Ø Ventilation Air Connection for all 4-Way Ceiling Cassettes	All 4-Way Ceiling Cassettes
Plasma Filter Kit	PTPKM0	Plasma Filter Kit for 4-Way Ceiling Cassette	LCN***HV ³
	PTPKQ0	Plasma Filter Kit for 4-Way Ceiling Cassette	LMCN***HV, LCN***HV4
VAHU Heat Kit	ANEH053B1	5 kw Electric Heat Kit for VAHU	LMVN***HV
	ANEH103B2	10 kw Electric Heat Kit for VAHU	LMVN***HV
HSD Filter Box	ZFBXBG01A	High-capacity filter box for BG HSD chassis	LMHN***HV, LHN247HV
	ZFBXBR01A	High-capacity filter box for BR HSD chassis	LHN367HV

Outdoor Accessories



Base Pan Heater



Wind Baffle

Category	Model	Description	Used with
Wind Baffle	ZLABGP01A	Wind Baffle for Low Ambient Cooling	9kBtu & 12kBtu HSV4, HYV1, HVP, LUU***HV
	ZLABGP02A	Wind Baffle for Low Ambient Cooling	15kBtu+ HYV1, HYV2, HSV4, HLV
	ZLABGP03A	Wind Baffle for Low Ambient Cooling	24kBtu HSV3
	ZLABGP04A	Wind Baffle for Low Ambient Cooling	LMU18CHV, LMU24CHV LMU30CHV, LMU36CHV, LUU187HV, LUU247HV LMU480HV, LMU540HV, LMU600HV, LUU367HV, LUU427HV ¹
Base Pan Heater	PQSH1200	Base Pan Heater for Multi F	All Multi F and Multi F MAX Outdoor Units
	PQSH1201	Base Pan Heater for Single Zone	LSU180HSV4, LAU240HSV3 ² , LSU303HLV, LSU363HLV

Air Technologies



ARVU053ZEA2 / ARVU063ZEA2



ARVU093ZFA2 / ARVU123ZFA2



PSNFP14A0



PES-CORVO

Category	Model	Description
ERV	ARVU053ZEA2	Energy Recovery Ventilator 465 cfm
	ARVU063ZEA2	Energy Recovery Ventilator 600 cfm
	ARVU093ZFA2	Energy Recovery Ventilator 900 cfm
	ARVU123ZFA2	Energy Recovery Ventilator 1,200 cfm
ERV Accessory	PSNFP14A0	PI485 for ERV (INDOOR)
	PES-CORVO	CO ₂ Sensor

Note:

1. LMU480HV, LMU540HV, LMU600HV, LUU367HV, LUU427HV require Qty 2 of ZLABGP04A.
2. Base Pan Heater is factory supplied for 9kBtu and 12kBtu systems in the following series: HSV4, HVP, HYV1, and LUU***HV.
3. Accessory is not compatible with LCN***HV4 models.

CONTROLS & ACCESSORIES COMPATIBILITY

Indoor Accessories

IDUs shown compatible with LG MultiSITE™ Remote Controllers (PREMTBVC1/PREMTBVC0) are compatible with all LG wired controllers.



PCRCUDT3



PREMTA000



PDRYCB100
PQDSBC1
PDRYCB300



ZRTBS01



PZCWRCG3
PZCWRC1



PRARS1
PRARH0

Single Zone		Smart AC Wi-Fi Module	MultiSITE Remote Controllers	Simple Dry Contact	Dry Contact	Dry Contact for Thermostat	Remote Temp/ Button Sensor	Group Control	Cable Extension	Aux Heater Relay Kit	Aux Heater Relay Kit		
		PCRCUDT3	PREMTBVC1 PREMTBVC0	PDRYCB100	PQDSBC1	PDRYCB300	ZRTBS01	PZCWRCG3	PZCWRC1	PRARS1	PRARH0		
Single Zone	Mega	LS---HEV1	X	X	X	X	X	X	X	X	-		
	Mega	115V	LS---HXV	X	0	0	0	0	X	X	0	X	-
	Standard	LS---HSV4	0	0	0	0	0	0	X	X	0	X	-
	Longpipe	LS--3HLV	- ⁴	0	0	0	0	X	X	0	0	X	-
	Art Cool Gallery	LA---HVP	X	0	0	0	0	X	X	0	0	X	-
	Art Cool Mirror	LA---HSV4	X	0	0	0	0	X	X	0	0	X	-
		LA240HSV3	X	0	0	0	0	X	X	0	0	X	-
	Art Cool Premier	LA-HYV1	0	0	0	0	0	X	X	0	0	X	-
		LA-HYV2	0	0	0	0	0	X	X	0	0	X	-
	Cassette	LC---HV4	X	0	0	0	0	0	0	0	0	-	0
		LC---HV	X	0	0	0	0	0	0	0	0	-	0
	Ducted	LH---HV	X	0	0	0	0	0	0	0	0	-	0
		LD---HV4	X	0	0	0	0	0	0	0	0	-	0
	Multi Zone		Smart AC Wi-Fi Module	MultiSITE Remote Controllers	Simple Dry Contact	Dry Contact	Dry Contact for Thermostat	Remote Temp/ Button Sensor	Group Control	Cable Extension	Aux Heater Relay Kit	Aux Heater Relay Kit	
			PCRCUDT3	PREMTBVC1 PREMTBVC0	PDRYCB100	PQDSBC1	PDRYCB300	ZRTBS01	PZCWRCG3	PZCWRC1	PRARS1	PRARH0	
	Standard	LMN078HVT	0 ¹	0	0	0	0	X	0	0	0	0	-
LSN090HSV4		0 ¹	0	0	0	0	X	0	0	0	0	-	
LSN120HSV4		0 ¹	0	0	0	0	X	0	0	0	0	-	
LMN158HVT		0 ¹	0	0	0	0	X	0	0	0	0	-	
LSN180HSV4		0 ¹	0	0	0	0	X	0	0	0	0	-	
LMN248HVT		0 ¹	0	0	0	0	X	0	0	0	0	-	
Art Cool Mirror	LAN090HSV4	X	0	0	0	0	X	0	0	0	0	-	
	LAN120HSV4	X	0	0	0	0	X	0	0	0	0	-	
	LAN180HSV4	X	0	0	0	0	X	0	0	0	0	-	
Art Cool Gallery	LMAN097HVP	X	0	0	0	0	X	0	0	0 ²	0	-	
	LMAN127HVP	X	0	0	0	0	X	0	0	0 ²	0	-	
Cassette	LMCN077HV	X	0	0	0	0	0	0	0	0	-	0	
	LCN097HV4	X	0	0	0	0	0	0	0	0	-	0	
	LCN127HV4	X	0	0	0	0	0	0	0	0	-	0	
	LMCN185HV	X	0	0	0	0	0	0	0	0	-	0 ³	
Low Static Duct	LDN097HV4	X	0	0	0	0	0	0	0	0	-	0	
	LDN127HV4	X	0	0	0	0	0	0	0	0	-	0	
	LMDN186HV	X	0	0	0	0	0	0	0	0	-	0	
High Static Duct	LMHN240HV	X	0	0	0	0	0	0	0	0	-	0	
	LMHN360HV	X	0	0	0	0	0	0	0	0	-	0	
Vertical AHU	LMVN240HV	X	0	0	0	0	0	0	0	0	-	0	
	LMVN360HV	X	0	0	0	0	0	0	0	0	-	0	

Note:

"0" in a cell indicates available; "X" indicates not available; "-" indicates not applicable.

Some IDUs have a control wire terminal block to connect a wired controller with field-supplied control cable instead of the LG control cable (with Molex connection). See IDU engineering manual or installation manual for details.

1. Smart AC is applicable for models produced after November 2015 (serial number S11*****).

2. Emergency Heat function is not available with Aux Heat Relay Kit.

3. Aux Heat Relay Kit is applicable for models produced after June 2014.

4. LG Smart ThinQ® is factory standard for these models.

CONTROLS & ACCESSORIES COMPATIBILITY

Outdoor Accessories & Service Accessories



PBACNBTR0A



PMNFP14A1



PACS4B000
PBACNA000



PACP4B001



PQNF17C2



PLNWKB100



PSWMOZ3



PLGMVW100

Single Zone		PI485 for ODU	PDI Premium & Standard	AC Smart IV Central Control	ACP IV Central Control	LG MultiSITE™ Communications Manager	AC Smart BACnet*	ACP IV BACnet*	ACP LonWorks*	LG SIMS	LGMV Hard Lock Key & Cable	Mobile LGMV ¹
		PMNFP14A1	PQNUD1S41 PPWRDB000	PACS4B000	PACP4B001	PBACNBTR0A	PBACNA000	PQNF17C2	PLNWKB100	PSWMOZ3	PRCTILO	PLGMVW100
Mega	LS---HEV1	X	X	X	X	X	X	X	X	O	O	X
Mega 115V	LS---HXV	X	X	X	X	X	X	X	X	O	O	X
Standard	LS---HSV4	O	O	O	O	O	O	O	O	O	O	X
Longpipe	LS---HLV	O	O	O	O	O	O	O	O	O	O	X
Art Cool Gallery	LA---HVP	X	X	X	X	X	X	X	X	O	O	X
Art Cool Mirror	LA---HSV4	O	O	O	O	O	O	O	O	O	O	X
	LA240HSV3	O	O	O	O	O	O	O	O	O	O	X
Art Cool Premier	LA090HYV1 LA120HYV1	X	X	X	X	X	X	X	X	O	O	X
	LA180HYV1 LA240HYV1	O	O	O	O	O	O	O	O	O	O	X
	LA---HYV2	O	O	O	O	O	O	O	O	O	O	X
Cassette	LC---HV4	O	O	O	O	O	O	O	O	O	O	X
	LC---HV	O	O	O	O	O	O	O	O	O	O	X
Ducted	LH---HV	O	O	O	O	O	O	O	O	O	O	X
	LD---HV4	O	O	O	O	O	O	O	O	O	O	X
Multi Zone		PI485 for ODU	PDI Premium & Standard	AC Smart IV Central Control	ACP IV Central Control	MultiSITE Communications Manager	AC Smart BACnet*	ACP IV BACnet*	ACP LonWorks*	LG SIMS	LGMV Hard Lock Key & Cable	Mobile LGMV
		PMNFP14A1	PQNUD1S41 PPWRDB000	PACS4B000	PACP4B001	PBACNBTR0A	PBACNA000	PQNF17C2	PLNWKB100	PSWMOZ3	PRCTILO	PLGMVW100
Multi F	LMU18CHV	O	O	O	O	O	O	O	O	O	O	O
	LMU24CHV	O	O	O	O	O	O	O	O	O	O	O
	LMU30CHV	O	O	O	O	O	O	O	O	O	O	O
	LMU36CHV	O	O	O	O	O	O	O	O	O	O	O
Multi F MAX	LMU480HV	O	O	O	O	O	O	O	O	O	O	O
	LMU540HV	O	O	O	O	O	O	O	O	O	O	O
	LMU600HV	O	O	O	O	O	O	O	O	O	O	O

Note:

"O" in a cell indicates available; "X" indicates not available; "-" indicates not applicable

1. Mobile LGMV consists of the wifi module with connecting cable (PLGMVW100) and the LGMV App running on an Android device (smartphone or table).

ENERGY STAR® SYSTEMS

With several models winning the ENERGY STAR® Most Efficient designation, LG Air Conditioning Systems have industry-leading SEER and HSPF ratings.



Single Zone Systems

AHRI Reference Number	Outdoor	Indoor	EER 95°F	SEER	HSPF	Most Efficient ¹
7947563	LAU090HYV1	LAN090HYV1	15.65	27.50	12.00	★
7849625	LAU120HYV1	LAN120HYV1	13.80	25.50	12.00	★
9680935	LAU150HYV2	LAN150HYV2	13.50	24.00	12.50	★
8584525	LAU180HYV1	LAN180HYV1	13.50	24.00	12.50	★
9680934	LAU180HYV2	LAN180HYV2	12.50	22.00	12.00	★
8584526	LAU240HYV1	LAN240HYV1	12.50	22.00	12.00	★
7484109	LSU090HSV4	LAN090HSV4	13.30	21.50	10.80	★
7484110	LSU090HSV4	LSN090HSV4	13.30	21.50	10.80	★
7484111	LSU120HSV4	LAN120HSV4	12.50	21.50	11.00	★
7484112	LSU120HSV4	LSN120HSV4	12.50	21.50	11.00	★
7484113	LSU180HSV4	LAN180HSV4	12.60	20.50	9.70	
7484114	LSU180HSV4	LSN180HSV4	12.60	20.50	9.70	
9122552	LSU243HLV	LSN243HLV	12.50	21.50	11.00	★
8032527	LSU090HEV1	LSN090HEV1	12.50	19.00	9.00	
8931560	LUU097HV	LCN097HV4	13.65	20.20	10.50	
5859619	LUU187HV	LCN187HV	15.00	20.00	10.10	
5584107	LUU247HV	LCN247HV	12.60	17.00	9.70	
5859620	LUU367HV	LCN367HV	13.50	19.00	9.50	
8931561	LUU097HV	LDN097HV4	12.70	18.50	10.30	
8905114	LUU127HV	LCN127HV4	12.60	19.40	10.40	
8931559	LUU127HV	LDN127HV4	12.90	19.60	10.50	

Multi Zone Systems

AHRI Reference Number	Outdoor	Indoor	EER 95°F	SEER	HSPF
7180060	LMU18CHV	Non-Ducted Indoor Units	13.00	22.00	9.70
7180062	LMU24CHV	Non-Ducted Indoor Units	13.50	21.70	10.60
7184507	LMU24CHV	Mixed Ducted and Non-Ducted Indoor Units	12.50	19.60	10.20
8111355	LMU30CHV	Non-Ducted Indoor Units	13.00	22.00	10.00
7180063	LMU36CHV	Non-Ducted Indoor Units	13.00	22.00	10.00
8111358	LMU480HV	Non-Ducted Indoor Units	12.50	19.50	10.00

Note:

1. Indicates unit is listed as Energy Star(R) Most Efficient 2017. List is current as of March 2017. For the most up-to-date list of Energy Star(R) and Energy Star(R) Most Efficient models, visit the AHRI Directory at ahridirectory.org.



ENERGY STAR® is a joint program of the U.S. Environmental Protection Agency (EPA) and the U.S. Department of Energy (DOE) created to promote energy-efficient products and practices. The ENERGY STAR® logo helps homeowners identify which products meet energy efficiency performance levels set by U.S. EPA and U.S. DOE.

HOW TO READ LG MODEL NUMBERS

SINGLE ZONE SYSTEMS – INDOOR/OUTDOOR

L	S	N	09	0	H	EV	1
Brand	Family	Component	Nominal Capacity	Generation	Cycle	Product Type	Features

Brand	L	LG		
Family	A	Art Cool Wal Mounted	H	Ceiling-Concealed Duct (High Static)
	C	Four-Way Ceiling Cassette	S	Standard Wall Mounted
	D	Ceiling-Concealed Duct (Low Static)	U	Cassette/Duct ODU
Component	N	Indoor Unit	U	Outdoor Unit
Nominal Capacity	09	9,000	24	24,000
	12	12,000	30	30,000
	15	15,000	36	36,000
	18	18,000	42	42,000
Generation	0-7			
Cycle	H	Heat Pump		
Product Type	EV	Mega Inverter	V	Standard Inverter
	LV	Extended Pipe Inverter	VP	Art Cool Gallery Inverter
	SV	Art Cool Mirror Inverter	XV	Mega 115V Inverter
		High-Efficiency Inverter	YV	Art Cool Premier Inverter
Features	1-2-3-4	Model-Specific Features/Improvements		

MULTI ZONE SYSTEMS – INDOOR/OUTDOOR¹


L	M	N	15	8	HV	T
Brand	Family	Product	Nominal Capacity	Generation	Cycle/Type	Style

Brand	L	LG		
Family	M	Multi Zone		
Product	AN	Art Cool Wall Mounted Indoor Unit	N	Standard Wall Mounted Indoor Unit
	CN	Four-Way Ceiling-Cassette Indoor Unit	U	Outdoor Unit
	DN	Ceiling-Concealed Duct (Low Static) Indoor Unit	VN	Vertical-Horizontal Air Handling Indoor Unit
	HN	Ceiling-Concealed Duct (High Static) Indoor Unit		
Nominal Capacity	07	7,000	24	24,000
	09	9,000	30	30,000
	12	12,000	36	36,000
	15	15,000	48	48,000
	18	18,000	54	54,000
			60	60,000
Generation	0-5-6-7-8-C			
Cycle/Type	H	Heat Pump	V	Inverter
Style	P	Art Cool Gallery IDU	T	High Wall IDU

Note:

1. Multi-compatible Single Zone IDU nomenclature is conveyed in the Single Zone Systems Section.

NOTES





LG Electronics USA, Inc.

Air Conditioning Technologies

4300 North Point Parkway, Alpharetta, GA 30022

www.lghvac.com www.lg-dfs.com

Distributed by