



# SPEC SHEET

## KoolMore 23 in. Countertop Convection Oven for Half-Size Pans with 4 Racks and 2800W of Power in Stainless-Steel - 208/240V, 2.3 cu. ft.


Model: KM-CTCO220-23

### FEATURES

- Powerful 2100/2800W convection for even cooking.
- Runs on 208/240V for commercial-grade performance.
- Spacious 2.3 cu. ft. fits four half-size pans.
- Versatile 150°F–550°F temperature range.
- Durable stainless-steel build for longevity.
- Cool-touch dual-pane glass door for safety.
- Bright LED lighting for easy monitoring.
- Intuitive mechanical controls for precision.
- Plug-and-play with NEMA 6-20P cord.
- Ideal for light to medium baking tasks.
- Easy-clean design with improved airflow.
- ETL certified with a 1-year warranty.



### CLOSE UP IMAGES



# TECHNICAL SPECS

## Dimensions

Length	22.81
Width	21.25
Height	20.06
Interior Width	18.5
Interior Depth	16
Interior Height	14
Weightlbs	54.58

## Capacity

Net Cubic Feet	2.3
----------------	-----

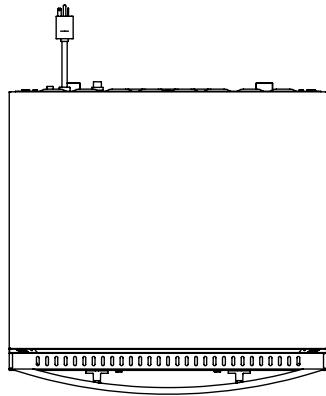
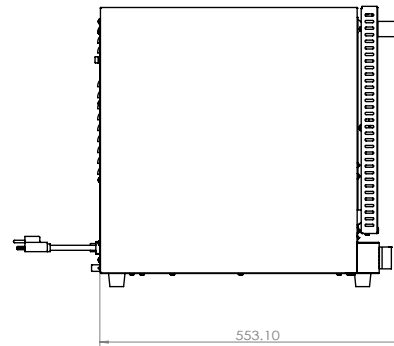
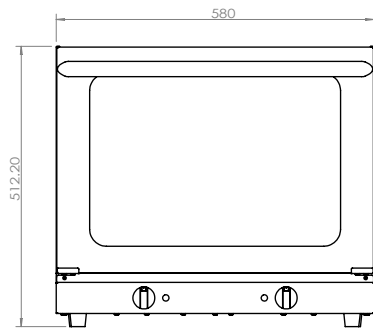
## Features & Materials

Temperature Range	150-550 F
Control Type	Mechanical
Number Of Warming Sections	1
Fuel Type	Electric
Number Of Oven Racks	4
Rack Positions	4
Exterior Material	Stainless-Steel
Interior Material	Stainless steel 430
Color Finish	Stainless-Steel
Pan Shape	1/2 size sheet pans
Warming Time After Unplugging Min	20 min
Cleaning Type	Manual
Feature Two	Durable stainless steel construction and 4" stainless steel feet for improved airflow and easy clean
Feature Three	Ideal for light-volume baking; 208/240V, 2100/2800W, 2.3 cu. ft.
Feature Four	Cool-touch dual pane glass door

## Electric & Certification

Amps	11.67
Hertz	60
Phase	1
Voltage	240
Wattage	2100/2800
Plug Type	NEMA 6-20P
Power Cord Length	66
Electrical Installation Type	Plug-in
Certifications	ETL Listed for Safety and Sanitation

# Plan View



## CERTIFICATIONS



706 Eastern Parkway STE 1G, Brooklyn NY 11213  
718-576-6342  
info@koolmore.com